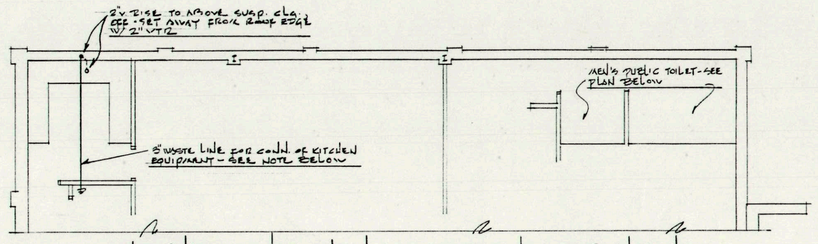

ALTERNATE CONST. PLAN FOR WEST END OF BUILDING

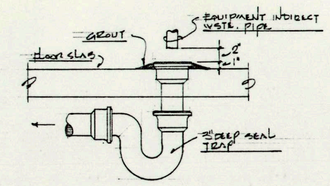

OPEN HUB DRAIN DETAIL

NOT TO SCALE

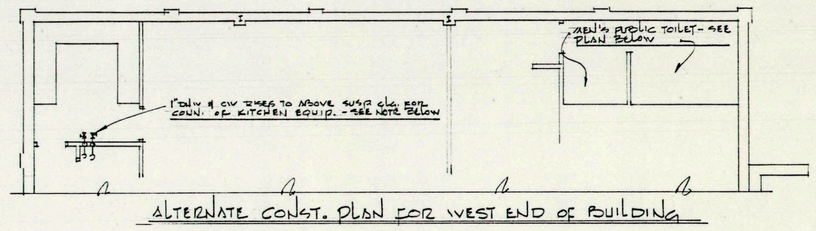

ALTERNATE CONST. PLAN FOR WEST END OF BUILDING

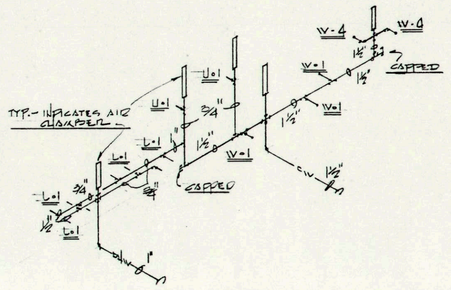

PUBLIC TOILET WATER RISER DIAG.

SCHEMATIC ONLY

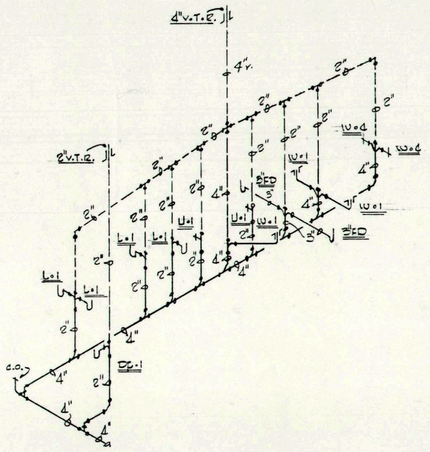

PUBLIC TOILET SEWER RISER DIAGRAM

SCHEMATIC ONLY

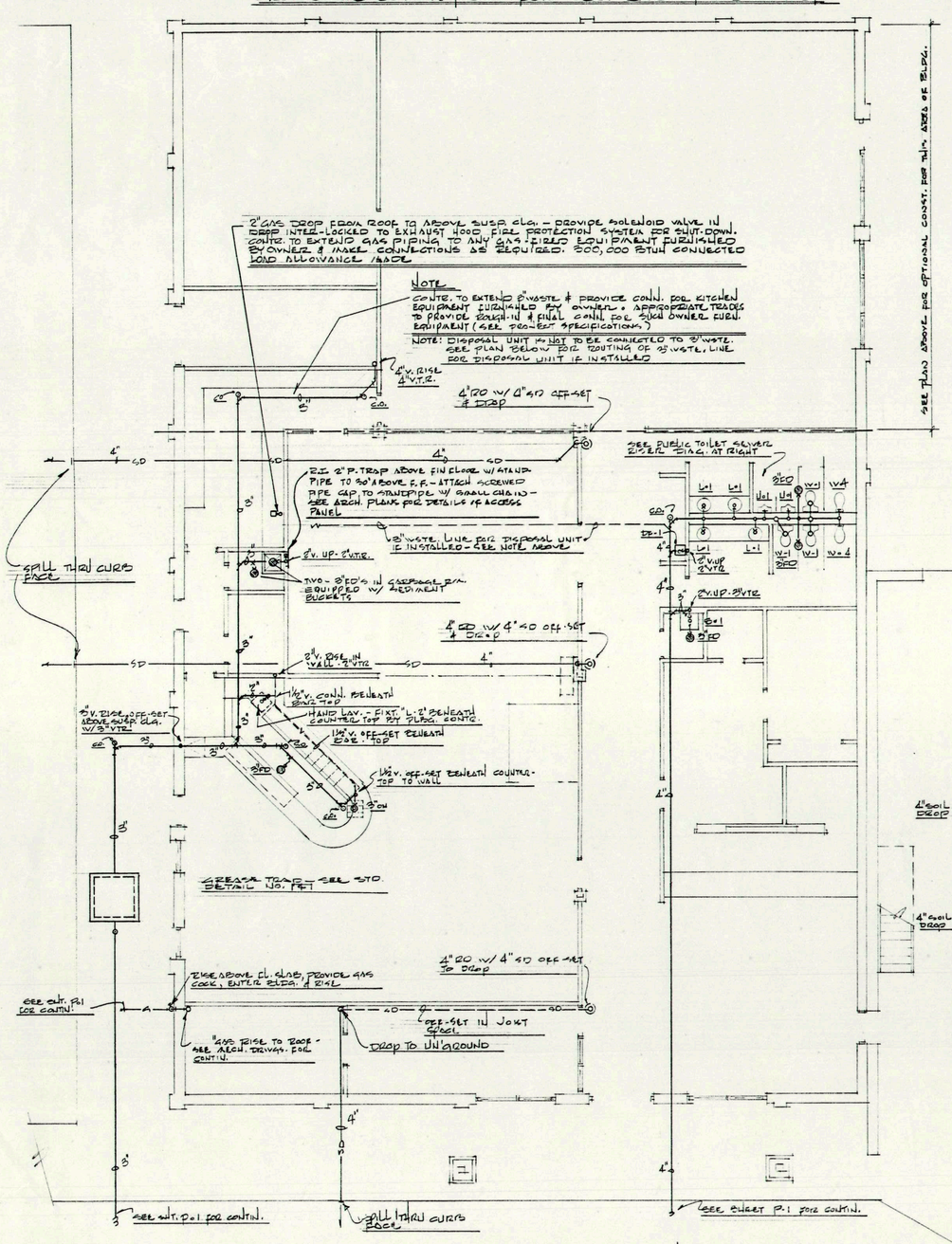

SEWER PIPING PLAN

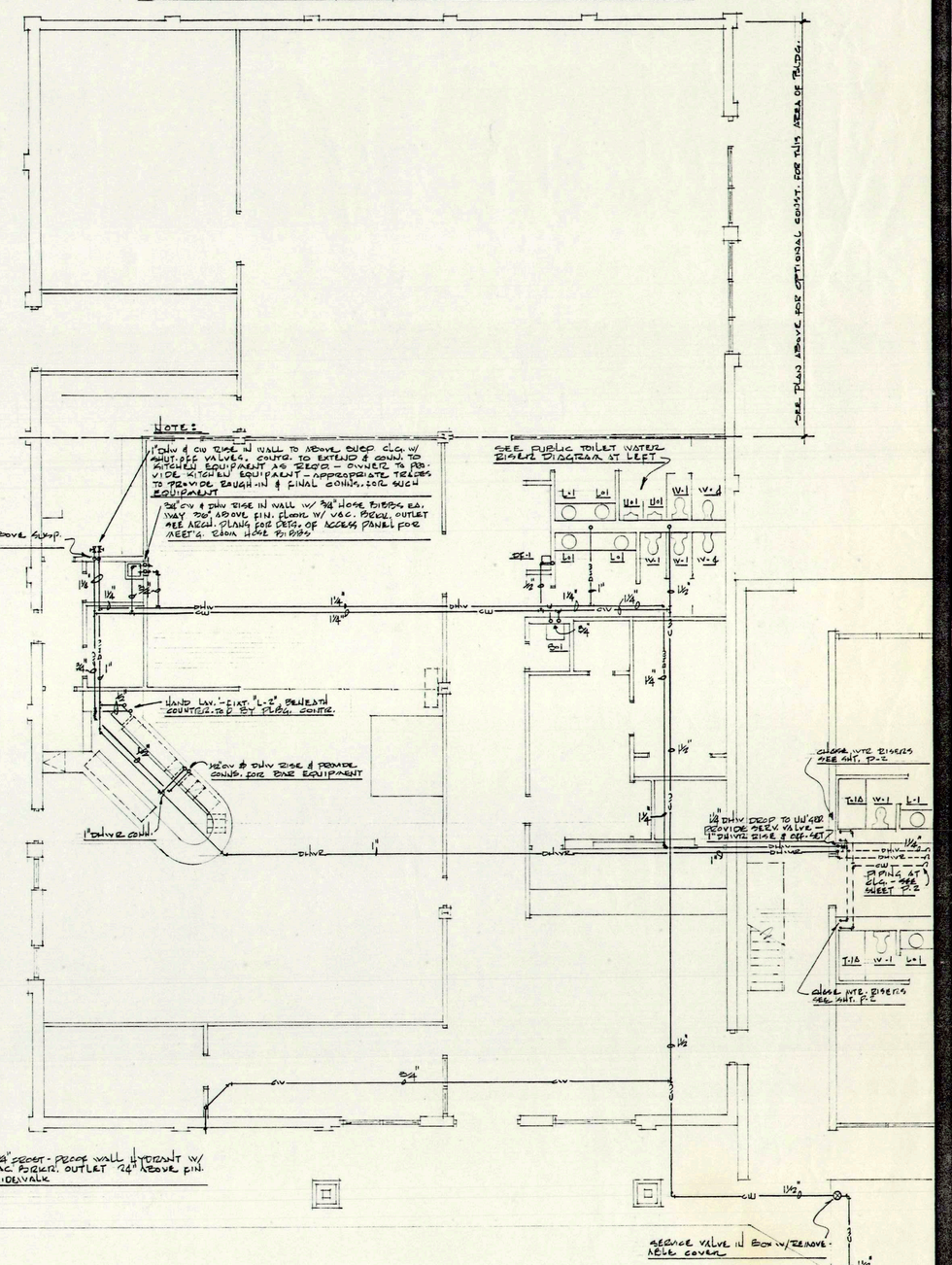
NOTE:
1" DHW & CW RISE IN WALL TO ABOVE SUSP. CLG. W/ SHUT-OFF VALVES. CONTR. TO EXTEND & CONN. TO KITCHEN EQUIPMENT AS REQD. - OWNER TO PROVIDE KITCHEN EQUIPMENT - APPROPRIATE TRADES TO PROVIDE ROUGH-IN & FINAL CONNS. FOR SUCH EQUIPMENT
1" CW & DHW RISE IN WALL W/ 3/4" HOSE BIBBS EA. WAY 36" ABOVE FIN. FLOOR W/ VAC. BREK. OUTLET SEE MECH. PLANS FOR DESC. OF ACCESS PANEL FOR MECH. CONN. HOSE BIBBS
SEE PUBLIC TOILET WATER RISER DIAGRAM AT LEFT
SEE PLAN ABOVE FOR OPTIONAL CONST. FOR THIS AREA OF BLDG.
1" DHW & CW RISES TO ABOVE SUSP. CLG. EXT. CONN. OF KITCHEN EQUIP. - SEE NOTE BELOW
HAND LAV. - FINT. 1'-2" BENEATH COUNTER. TO BE BY PLBG. CONTR.
1" DHW & CW RISE & PROVIDE CONNS. FOR ICE EQUIPMENT
1" DHW & CW
1" DHW & CW
1" DHW DROP TO UNDER GRD PROVIDE SHUT VALVE - 1" DHW RISE & OFF-SET
SEE SHEET P.1 FOR CONTIN.
SEE SHEET P.2 FOR CONTIN.
SEE SHEET P.2 FOR CONTIN.
SEE SHEET P.2 FOR CONTIN.
SEE SHEET P.2 FOR CONTIN.
SEE SHEET P.1 FOR CONTIN.
SEE SHEET P.1 FOR CONTIN.
SEE SHEET P.1