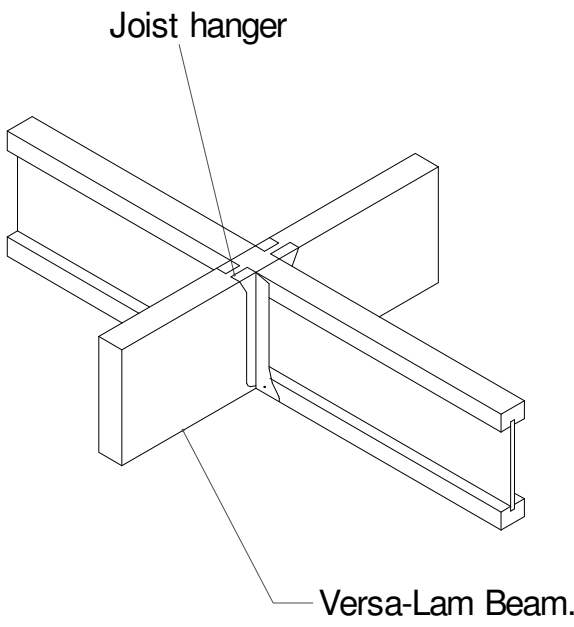
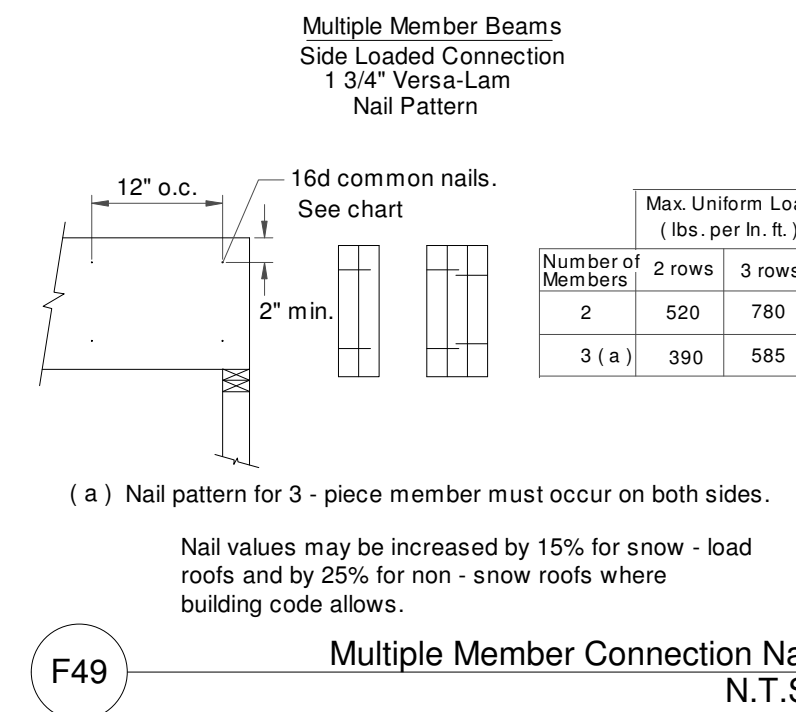


Builder must check correctness of this drawing PRIOR to erection of system. This drawing is conceptual and should be used with the Architectural plans to insure proper joist and beam placement. Stairways may be drawn small to allow for adjustments in the field.

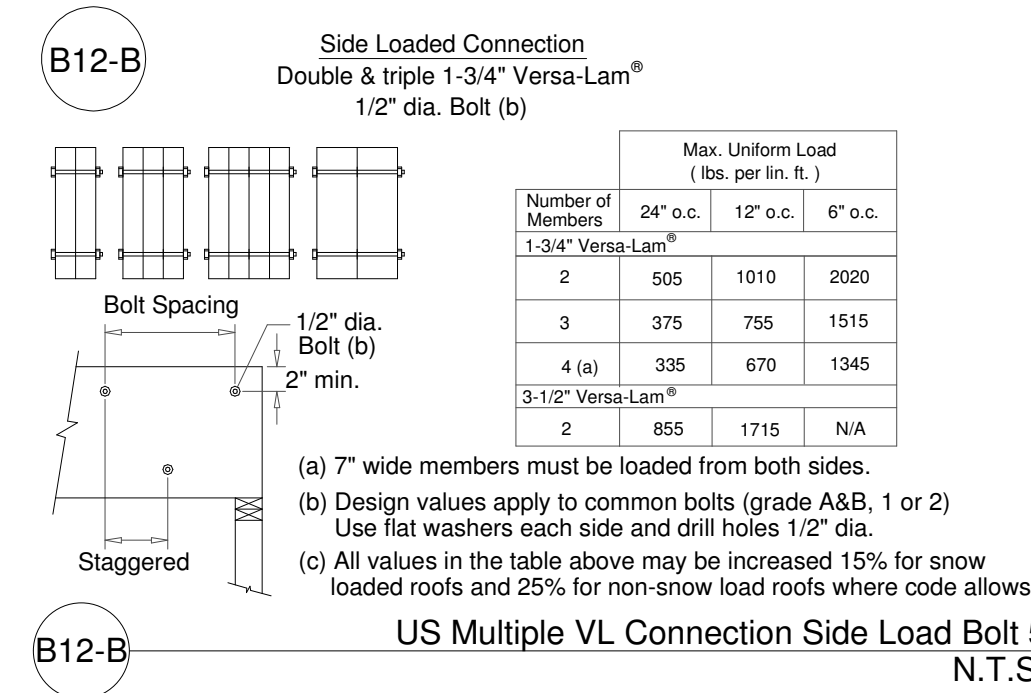
Symbols for reference only. Framer to verify fixture locations for proper joist adjustments.



F27a BCI Joist with Hanger @ Beam
N.T.S.



F49 Multiple Member Connection Nail
N.T.S.



B12-B US Multiple VL Connection Side Load Bolt 5
N.T.S.

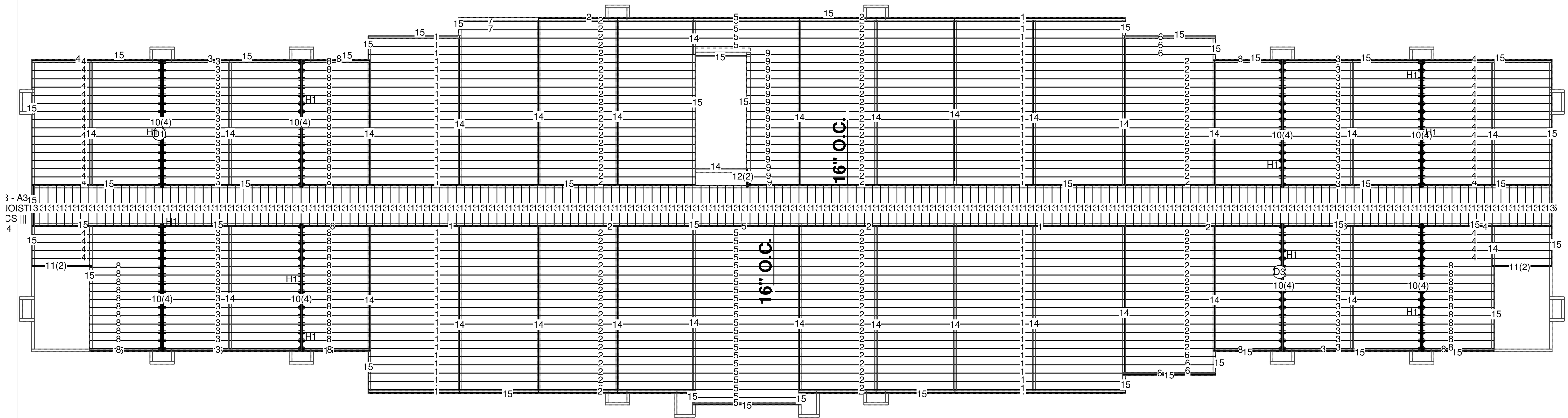
Qty	Manufacturer	Product	Description
257	Simpson Strong-Tie, Inc.	ITS1.81/16	

Tag	Qty	Product	Length
1	85	16" BCI@ 4500s-1.8 SP	28' 0"
2	120	16" BCI@ 4500s-1.8 SP	26' 0"
3	68	16" BCI@ 4500s-1.8 SP	24' 0"
4	44	16" BCI@ 4500s-1.8 SP	22' 0"
5	28	16" BCI@ 4500s-1.8 SP	18' 0"
6	7	16" BCI@ 4500s-1.8 SP	16' 0"
7	2	16" BCI@ 4500s-1.8 SP	14' 0"
8	60	16" BCI@ 4500s-1.8 SP	12' 0"
9	17	16" BCI@ 4500s-1.8 SP	10' 0"
10	32	1-3/4" x 16" VERSA-LAM@ 2.0 3100 SP	22' 0"
11	4	1-3/4" x 16" VERSA-LAM@ 2.0 3100 SP	10' 0"
12	2	1-3/4" x 16" VERSA-LAM@ 2.0 3100 SP	4' 0"
13	187	TRIM JOIST	8' 0"
14	BLK	1-1/8" x 16" BC RIM BOARD™ OSB	678' 0"
15	TL	1-1/8" x 16" BC RIM BOARD™ OSB	1,152' 0"
Additional			
Tag	Qty	Product	Length
n/a	27	1-1/8" x 16" BC RIM BOARD™ OSB	12' 0"

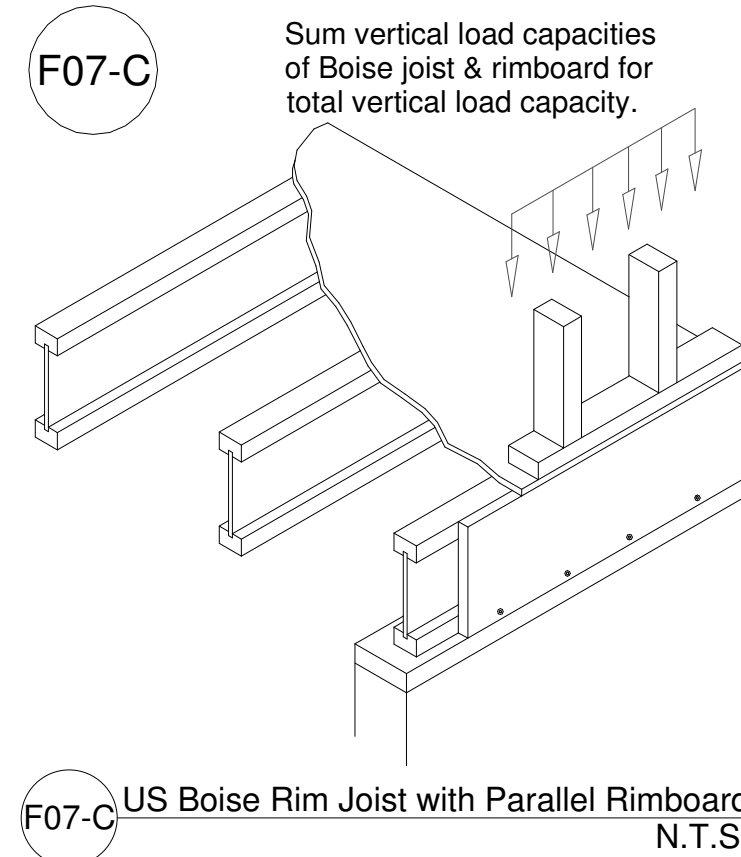
Clinton Office #
Phone: 601-925-1782
Fax: 601-925-1783
e-mail: ronnie@elpewp.com

NOTE:
ALL
MEASUREMENTS
TO BE VERIFIED IN
THE FIELD.

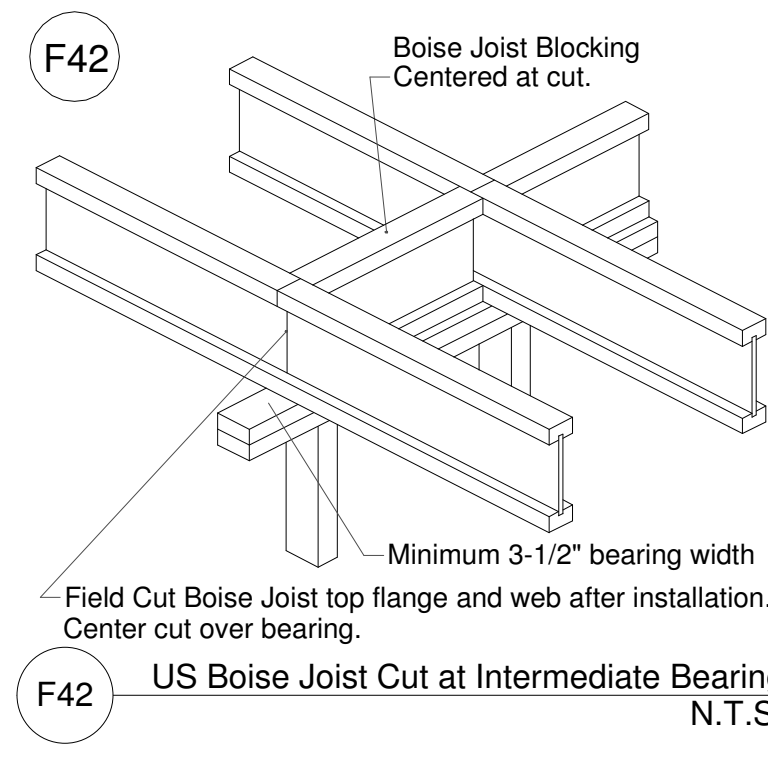
Floor 3



LOADING
floor 40LL/10DL
roof 20LL/20DL




F07-C US Boise Rim Joist with Parallel Rimboard
N.T.S.



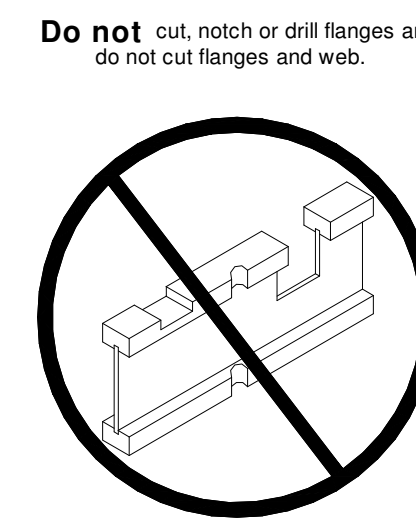
F42 US Boise Joist Cut at Intermediate Bearing
N.T.S.

Plan View

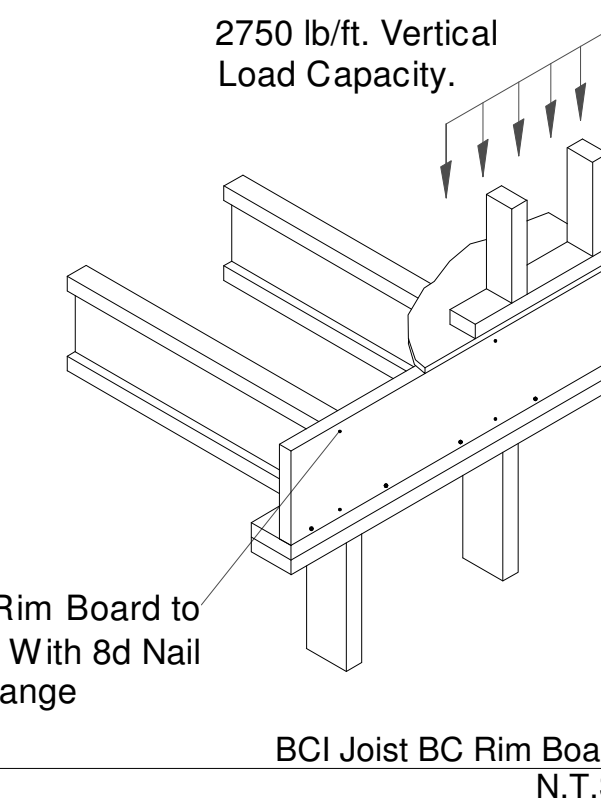
1/8" = 1'-0"



DN04 DO NOT
N.T.S.



DN01 DO NOT
N.T.S.



F54 BCI Joist BC Rim Board
N.T.S.

Morrison Terrebone - Kevin
Hampton Inn - 1651 Fifth St.
Engineered Lumber Partners
Clinton, MS

BC FRAMER@ 3.0
SCALE: N.T.S.
DATE: 5/13/2012
BY: Ronnie Talley
FILE: 17407REV2.bcf
DWG:
SHEET: 1 / 1