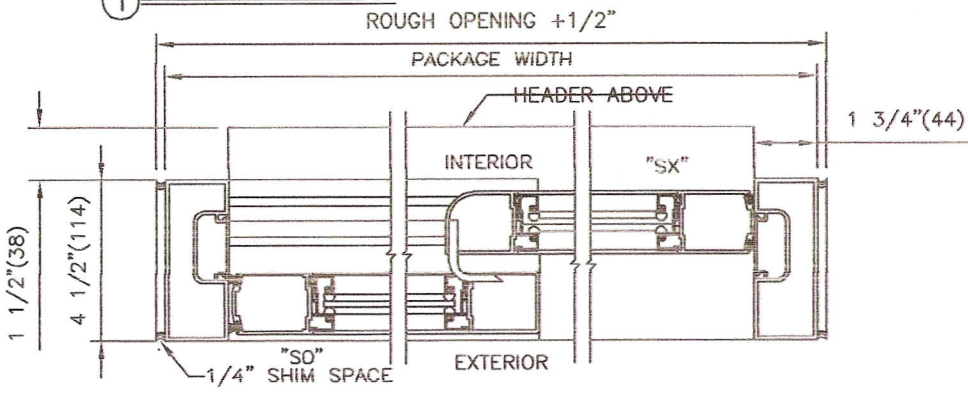
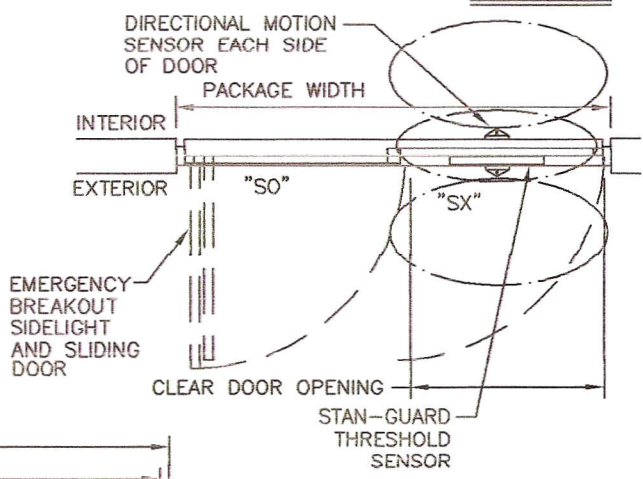
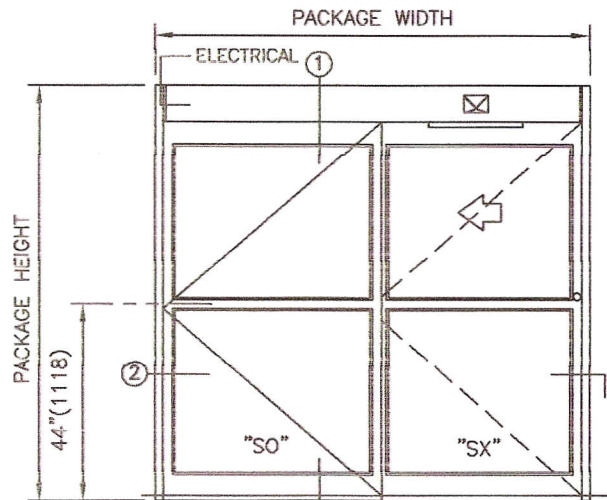


1 VERTICAL SECTION



2 HORIZONTAL SECTION

SAMPLE PACKAGE WIDTH INFORMATION

PKG. WIDTH	NOMINAL CLEAR DOOR OPENING	SLIDING DOOR / PANEL NOM. WIDTH	EMERGENCY BREAKOUT NOM. WIDTH
7'-0"	36"	41 1/2"	75"
8'-0"	42"	47 1/2"	87"
9'-0"	48"	53 1/2"	99"

NOTES:

1. DETAILS NOT TO SCALE.
2. ELECTRICAL REQUIREMENTS: 120VAC, 5AMPS MIN. TO OPERATOR BY ELECTRICAL CONTRACTOR.
3. SEE PAGE 2 FOR THRESHOLD SELECTION.
4. FINISH:
5. GLASS:
6. ROUGH OPENING SHALL PROVIDE 1/4" SHIM SPACE ON SIDES AND TOP OF PACKAGE.