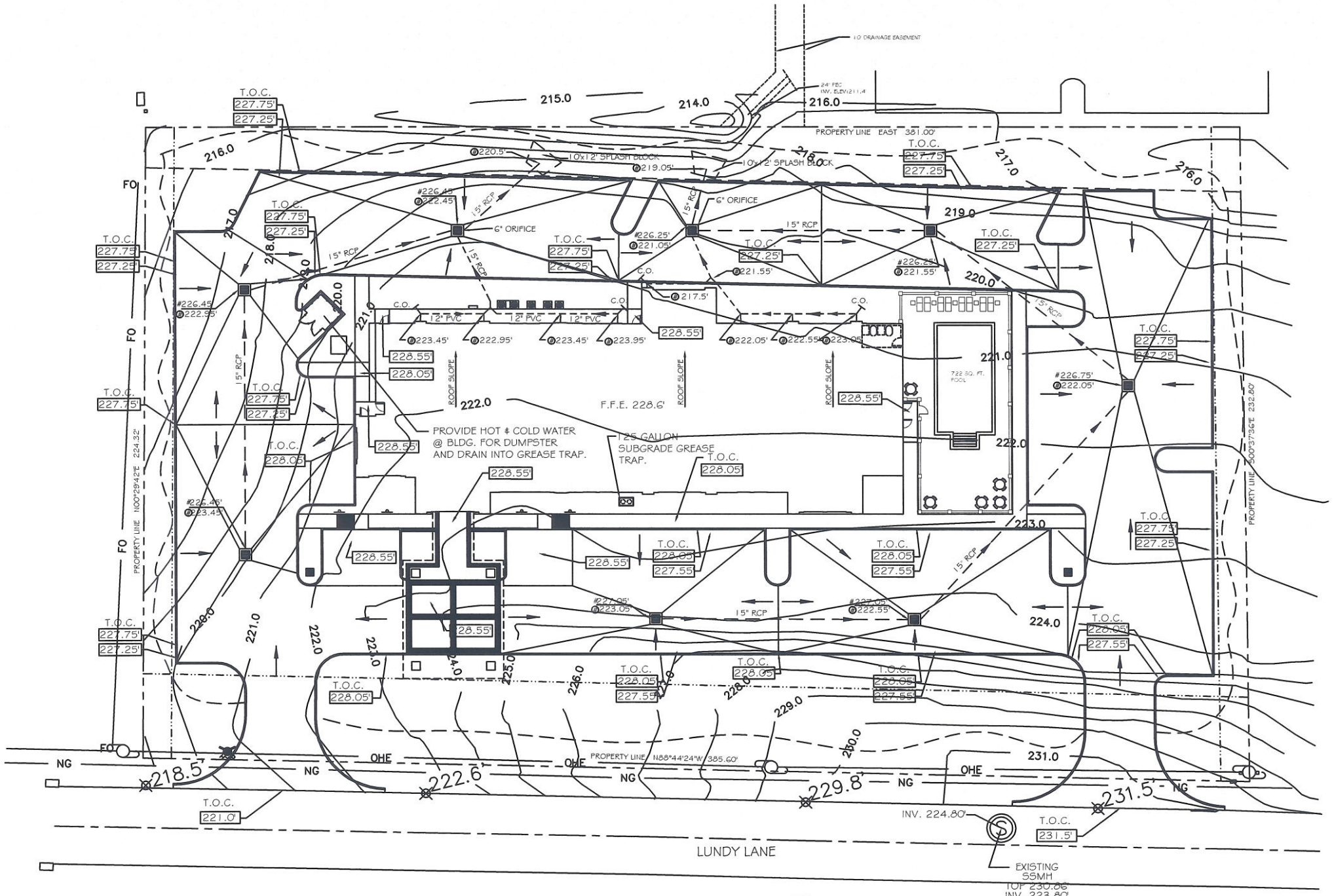

SITE DRAINAGE PLAN

SCALE: 1"=20'-0"

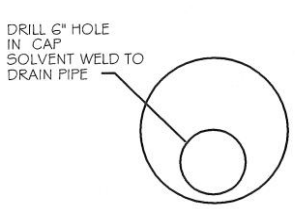

ORIFICE DETAIL

N.T.S.

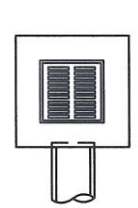

TYPICAL DROP INLET

NTS

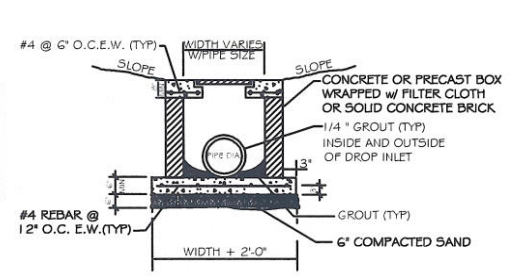

SECTION DROP INLET

NTS

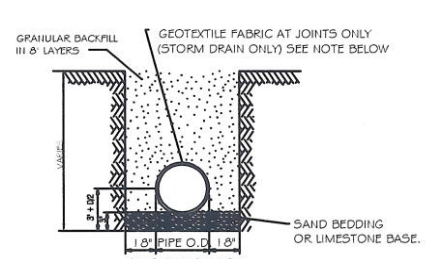

TYPICAL DETAIL FOR CULVERTS IN DITCH

N.T.S.

NOTES:

1. ALL GEOTEXTILE FABRIC TO BE 3'-0" WIDE AND TO OVERLAP NO LESS THAN 1/2 OF PIPE DIAMETER AT ALL JOINTS.
2. ADDITIONAL BEDDING MATERIAL MAY BE REQUIRED AS DIRECTED BY THE ENGINEER.
3. TIMBER PLANKING UNDER CULVERTS MAY BE REQUIRED BY ENGINEER.

LEGEND

- PROPERTY LINE
- SETBACK LINE
- TEMPORARY SILT FENCING
- NEW DRAIN LINE
- NEW DROP INLET w/TEMP. SILT FENCING
- SLOPE LINES
- # - T.O. GRATE ELEVATION
- Ⓟ - INVERT ELEVATION
- 00.00 - NEW ELEVATIONS
- x00.00 - EXISTING ELEVATIONS

NOTES:

1) DRAIN PIPE IN PAVED AREA SHALL BE 15" RCP.
2) TIE DOWN SPOUTS INTO POLYVINYL CHLORIDE PLASTIC PIPE MEETING CLASS 100 C-900 PVC
3) ELEVATIONS SHOWN ARE M.S.L.
4) CONTRACTOR SHALL FIELD VERIFY ALL ELEVATIONS AND DRAINAGE SYSTEM PLACEMENT PRIOR TO START OF WORK.
5) FOUNDATION PAD MINIMUM. SEE SOIL REPORT FOR FILL INFORMATION.
6) DOWN SPOUTS SHALL FLOW INTO SUB-SUFRACE DRAINAGE.
7) THERE IS NO EVIDENCE OF EXISTING OFF-SITE FLOW CROSSING THE PROPERTY. DRAINAGE CALCULATIONS ARE DETERMINED ACCORDINGLY.

DAMMON ENGINEERING, INC.

dammoneng@bellsouth.net
dammoneng@bellsouth.net
PHONE: 985-649-5632
FAX: 985-641-5950

CHIEF ENGINEER: EMMETT DAMMON, P.E.
554 OLD SPANISH TRAIL
SLIDELL, LA 70458

LAQUINTA INNS & SUITES

109 LUNDY LANE
HATTIESBURG, MISSISSIPPI 39401

JOB No:	2158	DATE:	05-24-2013
DRAWN BY:	JTL	CHECKED BY:	-

REVISIONS

#	DESCRIPTION	DATE

SITE DRAINAGE PLAN

SHEET No: C6