
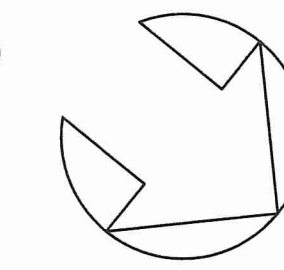





RESOURCECONSULTING
CIVIL ENGINEERING
6700 Jefferson Highway - Resource Suite 4A
Baton Rouge, Louisiana 70806
ResourceConsulting@hotmail.com
Tel: (225) 761-9909, Fax: (225) 766-6672



LOVE'S TRAVEL STOP
INTERSTATE 59 EXIT 1 @ MS HIGHWAY 607
PEARL RIVER COUNTY, MISSISSIPPI

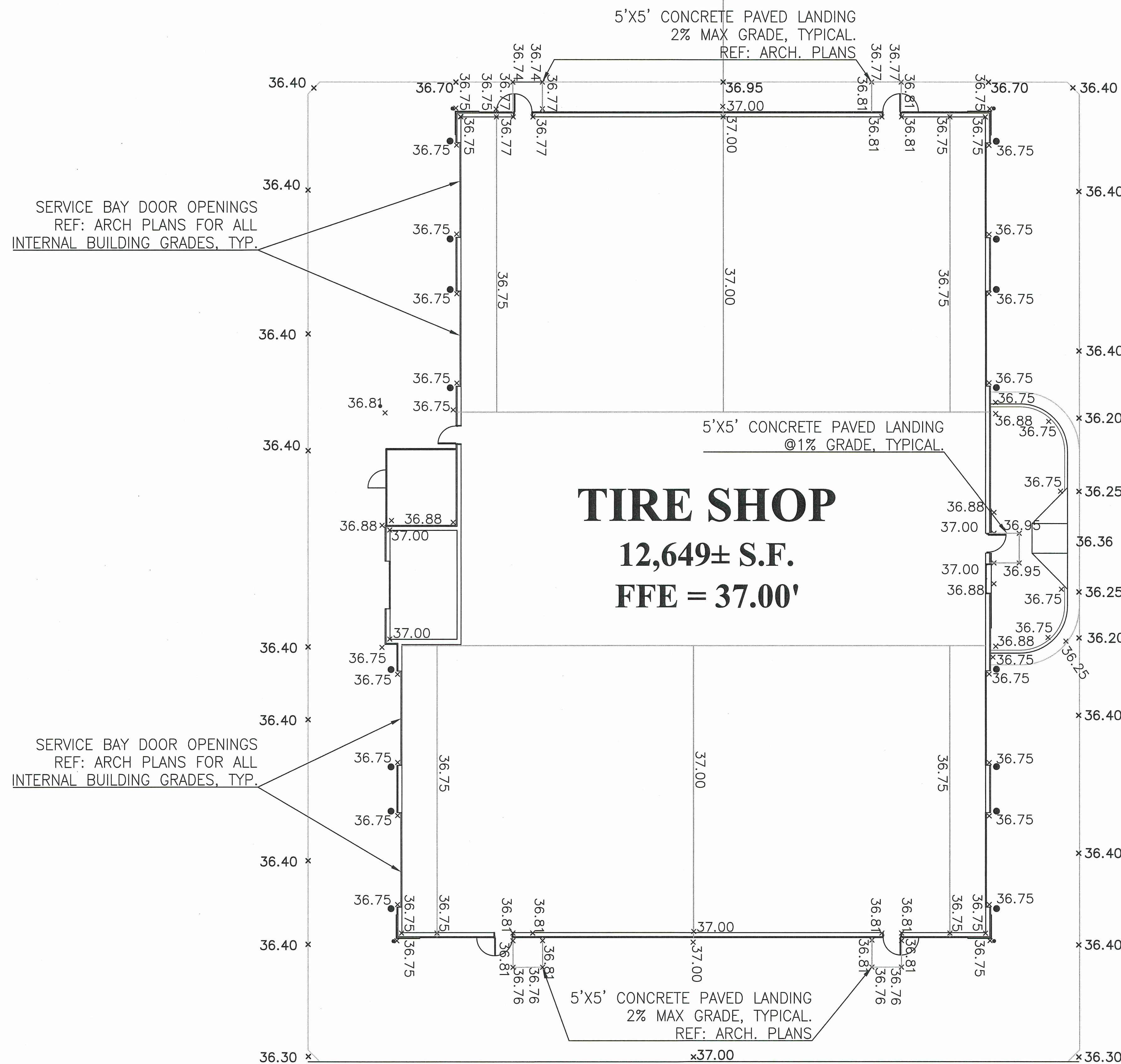


SPOT ELEVATIONS FOR LOVE'S TIRE STOP

SCALE 1"=10'

NOTES:

1. THE EXTERNAL GRADING DESIGN FOR FINISHED PAVEMENT GRADES IS SHOWN HEREIN, AND IS BASED ON BUILDING FINISHED GRADE TEMPLATE FROM ARCHITECT.
2. REFERENCE PAVEMENT DESIGNS SHOWN ON SHEET C-2.
3. REFERENCE GRADING PLAN FOR CORRESPONDING FINISHED PERIMETER GRADES.
4. CONTRACTOR SHALL REFER TO ARCHITECTURAL PLANS FOR EXACT LOCATION & DIMENSIONS OF VESTIBULES, CANOPIES, INTERNAL SLOPED PAVING, EXIT PORCHES, RAMPS, AND EXACT BUILDING UTILITY ENTRANCE LOCATIONS.



Know what's below.
Call before you dig.



THIS DRAWING IS NOT VALID WITHOUT AN ORIGINAL BLUE INK SIGNATURE AND ORIGINAL HANDWRITTEN DATE OF A LICENSED PROFESSIONAL ENGINEER.

TIRESHOP GRADING DETAILS

C7.2

K:\200325 - Pearl River County MS Love's 1-59 @ MS Hwy 607 SEQ\Design\200325 Details & Specs.dwg, C7.2 TIRESHOP GRADING DETAILS, 3/1/2023 3:49:50 PM, Jessie, Resource Consulting, LLC copyright