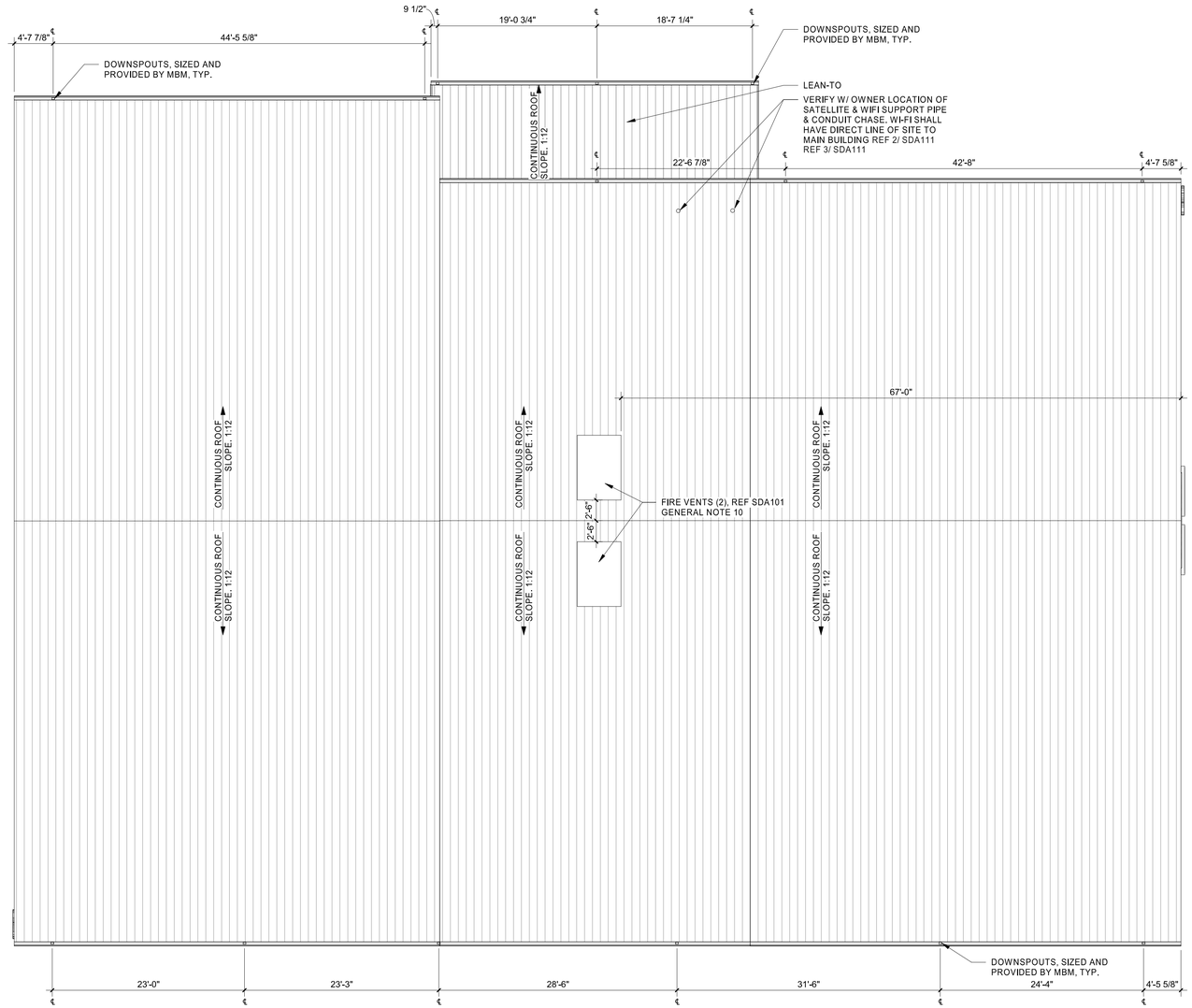

1 ROOF PLAN
1/8" = 1'-0"

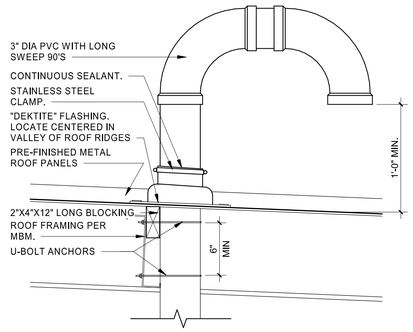

3 CONDUIT SLEEVE THRU ROOF
1 1/2" = 1'-0"

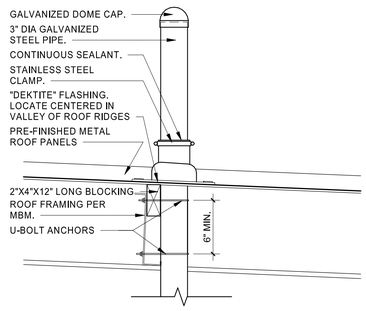

2 PIPE PENETRATION THRU ROOF
1 1/2" = 1'-0"

HFA
HARRISON FRENCH & ASSOCIATES, PLLC
t 479.273.7780
1705 S. Walton Blvd., Suite 3
Bentonville, Arkansas 72712
www.hfa-ac.com

STIPULATION FOR REUSE
THIS DRAWING WAS PREPARED FOR USE ON A SPECIFIC SITE AT NICHOLSON, MS CONTEMPORANEOUSLY WITH ITS ISSUE DATE ON 02/06/23 AND IT IS NOT SUITABLE FOR USE ON A DIFFERENT PROJECT SITE OR AT A LATER TIME. USE OF THIS DRAWING FOR REFERENCE OR EXAMPLE ON ANOTHER PROJECT. REQUIRES THE SERVICES OF PROPERLY LICENSED ARCHITECTS AND ENGINEERS. REPRODUCTION OF THIS DRAWING FOR REUSE ON ANOTHER PROJECT IS NOT AUTHORIZED AND MAY BE CONTRARY TO THE LAW.

Love's
STORE NUMBER: 860
I-59, EXIT 1
NICHOLSON, MS 39466
JOB NUMBER: 03-23-30009
SPEEDCO_4 BAY

ISSUE BLOCK

CHECKED BY:	MAP
DRAWN BY:	ASE
DOCUMENT DATE:	02/06/23
PROTO:	SPEEDCO_4 BAY
PROTO CYCLE:	Q4 - 2022

REGISTERED ARCHITECT
BOGUE L. EBBRECHT
4925
STATE OF MISSISSIPPI
Bogue Louis Ebbrecht
Digitally signed by Bogue Louis Ebbrecht
DN: cn=Bogue Louis Ebbrecht, o=Harrison French and Associates, L=Bentonville, S=ARKANSAS, C=US
Date: 2023.02.07 15:56:48-06'00'

ROOF PLAN & DETAILS

SHEET:
SDA111

2/5/2023 10:36:17 PM
C:\Users\melyssa.prenger\Documents\2021 Revit Projects\Loves_Nicholson, MS_ARC_SPEEDCO_4B_v21_HFA.Melyssa.Prenger.rvt
8255-SDA111-ROOF PLAN & DETAILS