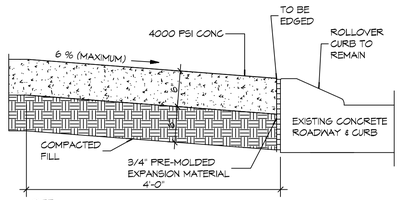

NOTE:
ALL DRIVEWAYS IN CITY R/W SHALL BE MINIMUM 6" THICK CONCRETE OVER 6" COMPACTED SAND BASE. CONCRETE SHALL BE 4000 PSI, REINFORCED WITH POLYPROPYLENE FIBERS (1-1/2 ONE-POUND BAGS PER C.Y. OF CONCRETE)

(A) DRIVEWAY ROLLOVER CURB

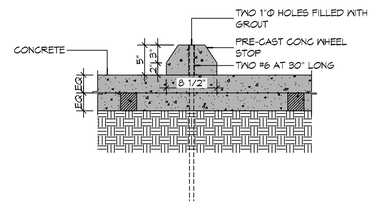

(B) TYPICAL WHEEL STOP

6" MTL KEYWAY JOINT SYSTEM NOTE:
LONGITUDINAL JOINTS (LJ): No.5 DEFORMED DOWEL ROD 24" L @ 24" O.C.
TRANSVERSE JOINTS (TJ): No.5 SMOOTH DOWEL ROD 24" L @ 24" O.C.

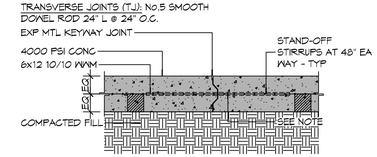

(C) TYPICAL PAVEMENT JOINT

13 PAVING DETAILS
SCALE: 1" = 1'-0"

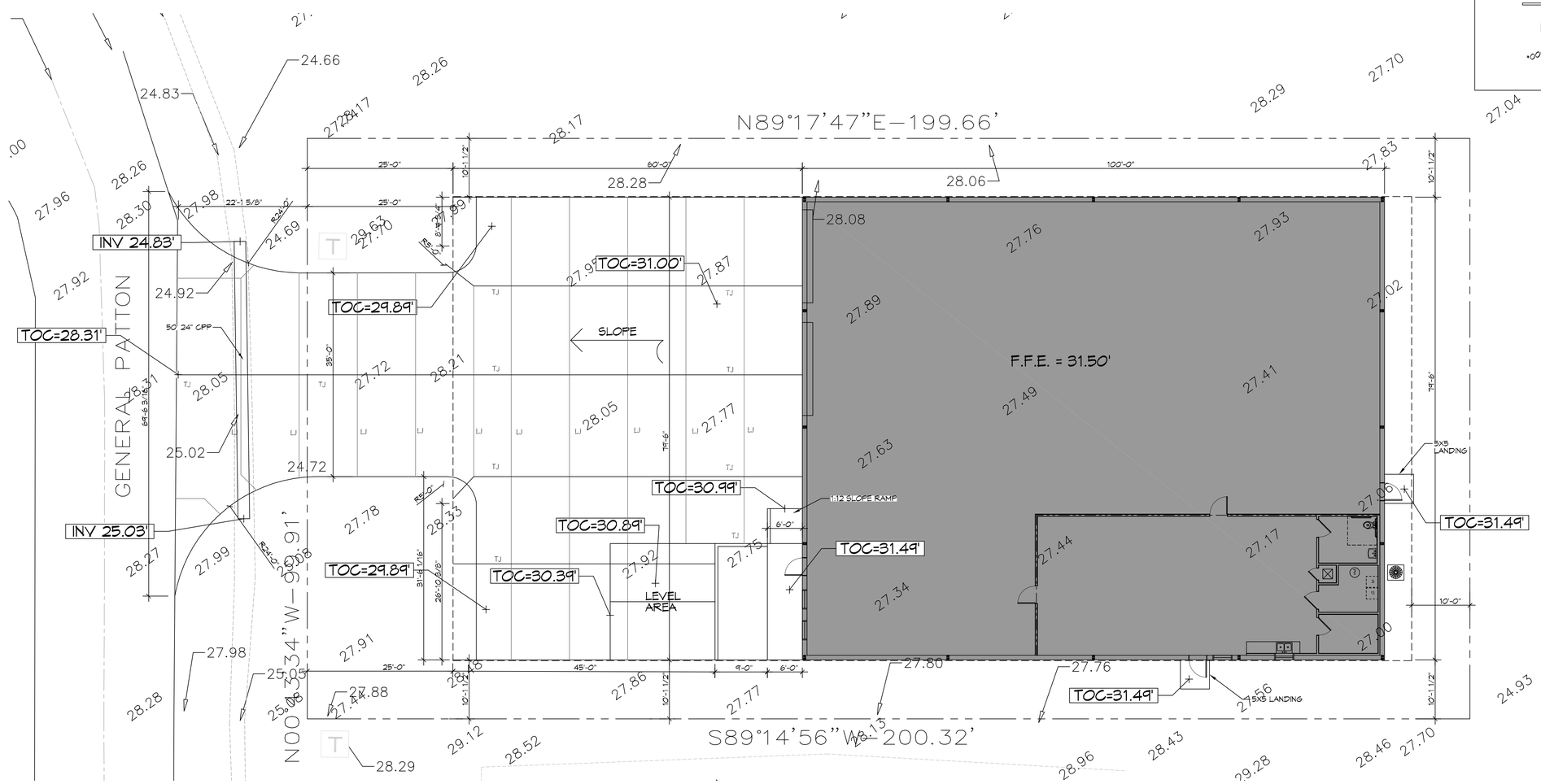

12 SITE PAVING PLAN
SCALE: 1" = 10'-0"

GENERAL PAVING NOTES

1. ALL NEW CONCRETE SHALL SHALL HAVE A MINIMUM COMPRESSIVE STRENGTH OF 4,000 PSI AT 28 DAYS AND A MINIMUM THICKNESS OF 6". CONCRETE MIX SHALL BE IN ACCORDANCE WITH THE LATEST REVISION OF ASTM C-150 TYPE 1.
2. CONCRETE PAVING THICKNESS SHALL VARY AS FOLLOWS:
   a. APRONS & LOADING AREAS = 8" THICKNESS (INDICATED WITH CROSS HATCH WHERE OCCURS)
   b. DRIVE LANES & PARKING AREAS = 6" THICKNESS (STANDARD UNO)
3. ALL REINFORCING STEEL SHALL MEET ASTM-A615 (GRADE 60).
4. ALL REINFORCING STEEL SHALL BE SECURELY SUPPORTED TO PREVENT BOTH VERTICAL AND HORIZONTAL MOVEMENT DURING CONCRETE PLACEMENT. ALL CONTROL AND EXPANSION JOINTS SHALL BE LOCATED AND INSTALLED AS SHOWN ON THE PAVING PLAN AND IN ACCORDANCE WITH THE MANUFACTURER'S RECOMMENDATIONS.
5. ALL SUB GRADE FILL SHALL BE SELECT GRANULAR MATERIAL COMPACTED TO 95% STANDARD PROCTOR DENSITY IN A MAXIMUM OF 6" LIFTS.
6. ANY WORK WITHIN THE ROADWAY OR ADJACENT TO THE ROADWAY CAUSING AN INTERFERENCE TO VEHICULAR TRAFFIC MUST CONFORM TO THE REQUIREMENTS SET FORTH BY THE UNIFORM MANUAL OF TRAFFIC CONTROL DEVICES OF THE STATE OF LOUISIANA. THE CONTRACTOR MUST FURNISH ALL NECESSARY TRAFFIC SIGNS AND/OR BARRICADES AND MAINTAIN THEM DURING CONSTRUCTION ACTIVITY.

PAVING LEGEND

- TOC XXX.X — TOP OF CONCRETE ELEVATION
- TOG XXX.X / INV XXX.XX — TOP OF GRATE ELEVATION / INVERT OF PIPE ELEVATION
- LJ — LONGITUDINAL JOINTS (LJ) = NO. 5 DEFORMED DOWEL RODS 24" LONG @ 24" O. C.
- TJ — TRANSVERSE JOINTS (TJ) = NO. 5 SMOOTH DOWEL RODS 24" LONG @ 24" O. C.
- PARKING WHEEL STOP FOR EACH VACUUM BAY, SEE PAVING DETAIL FOR CONSTRUCTION
- NEW CATCH BASIN
- +000.00 — EXISTING TOPO

DAMMON ENGINEERING, INC.
LOUISIANA & MISSISSIPPI
www.dammonengineering.com
info@dammonengineering.com
PH: 985.649.5832
Chief Engineer: Brian Mistich, PE
554 Old Spanish Trail
Slidell, LA 70458

REVISIONS

#	DESCRIPTION	DATE

SEAL: STATE OF LOUISIANA — BRIAN A. MISTICH, License No. 30187, PROFESSIONAL ENGINEER

The data contained on any sheet of plans, drawings or any electronic copy provided to the owner or owner's representative is for the exclusive use of the owner for the purpose of the project for which it was prepared. Any other use, reproduction or distribution of the data, in whole or in part, is prohibited without the express written consent of Dammon Engineering, Inc. Dammon Engineering, Inc. makes no representation as to the accuracy or completeness of the data, nor does it assume any liability for any errors or omissions in the data. Use of the data for any purpose other than that for which it was prepared is prohibited. Dammon Engineering, Inc. makes no representation as to the suitability of the data for any other purpose than that for which it was prepared.

NEW OFFICE WAREHOUSE
MIKE SCHWARTZ
217 GENERAL PATTON
MANDEVILLE, LA

JOB No:	2405
DATE:	03-16-2020
DRAWN BY:	CKD
CHECKED BY:	BAM

SHEET TITLE: SITE PAVING PLAN

DRAWING NUMBER: C103

SHEET No: 5 of 12