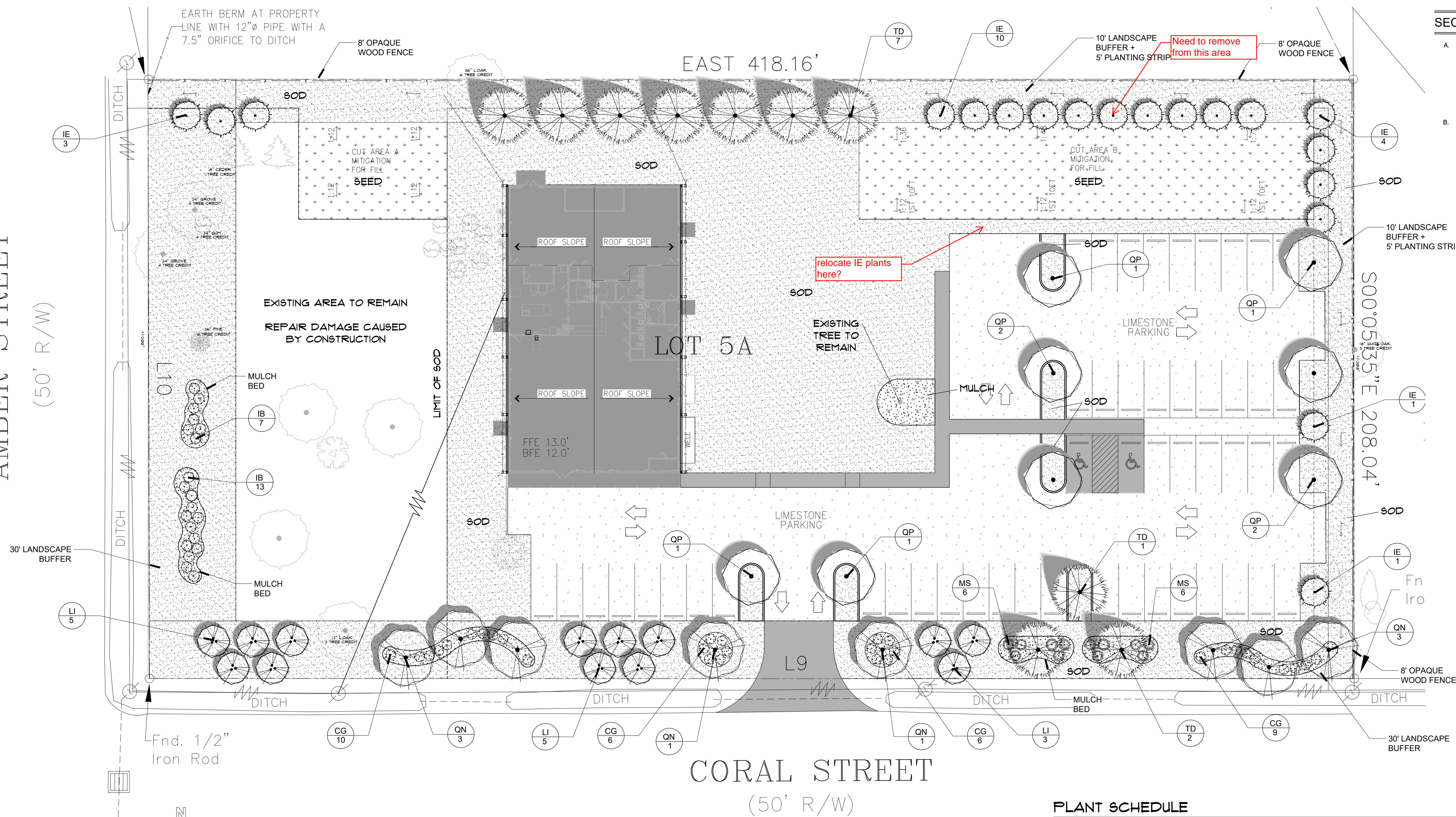


AMBER STREET
(50' R/W)



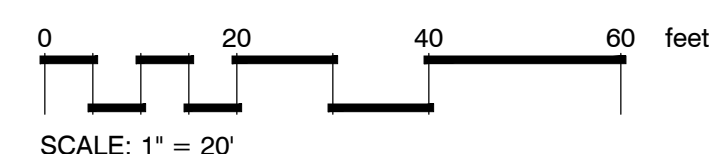
SECTION 7.0112 MAINTENANCE & REPLACEMENT

- A. MAINTENANCE: The Owner or his agent shall be responsible for the maintenance and repair of all landscaping materials and barriers as may be required by the provisions of this Section.
- Planting Beds shall be mulched to prevent weed growth and maintain soil moisture.
 - Plant Materials shall be pruned as required to maintain good health and character.
 - Turf areas shall be mowed periodically.
 - All roadways, curbs and sidewalks shall be edged when necessary in order to prevent encroachment from the adjacent grassed areas.
 - The Owner of the Property shall be responsible for the provision of adequate water, fertilizer and nutrients to the required plant materials.
- B. REPLACEMENT: Subject to the provisions of Section 7.0105 E entitled, "Replacement of Preserved Trees that Die", trees and plants that die must be replaced within six (6) months of the death of the tree or plant with trees or plants that meet the requirements of Section 7.01. Barriers and curbs that are damaged or destroyed beyond repair shall be replaced within six (6) months after the damage or destruction.

PARKING TABULATION

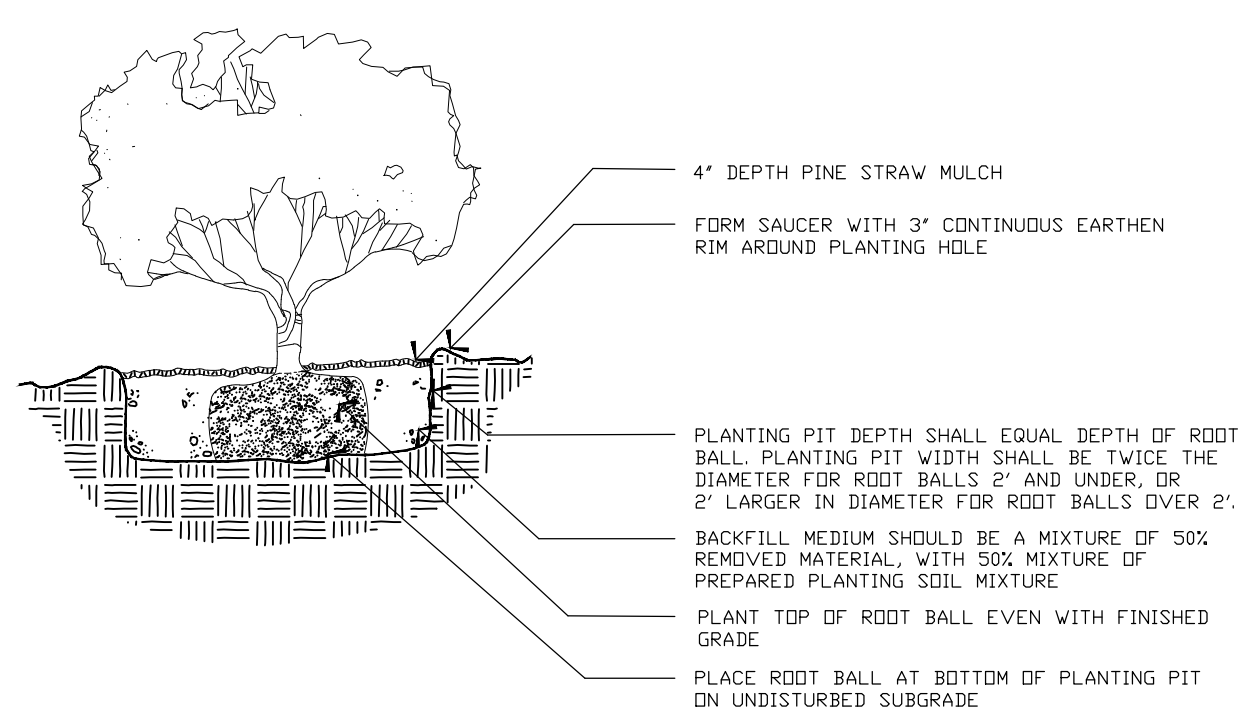
1 SPACE PER 4 OCCUPANTS AT MAXIMUM CAPACITY PLUS 2 ADDITIONAL SPACES PER EVERY 3 EMPLOYEES	
REQUIRED SPACES	32
PROVIDED	30

LANDSCAPE PLANTING PLAN

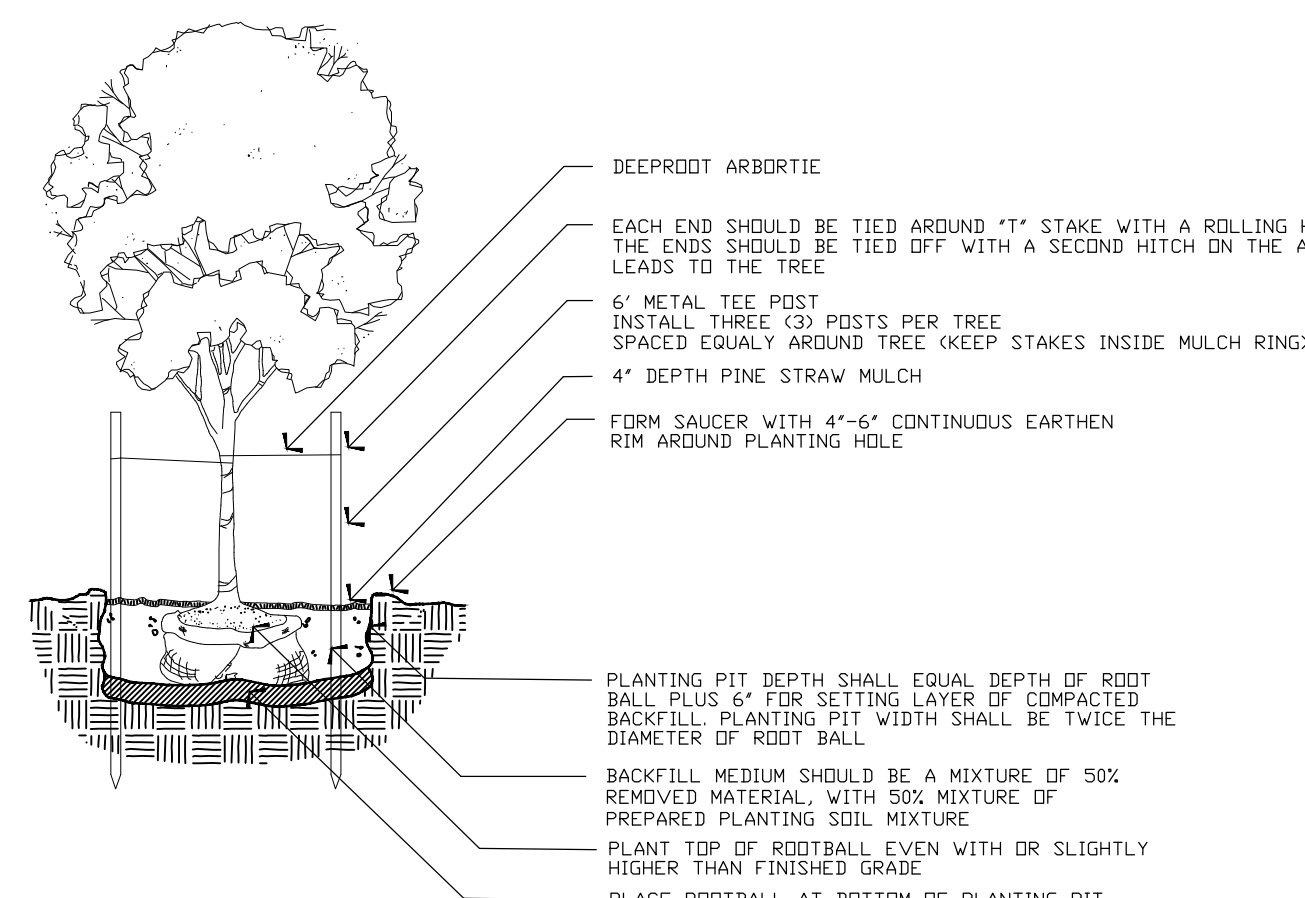


PLANT SCHEDULE

CLASS 'B'	CODE	QTY	BOTANICAL / COMMON NAME	CONT	CAL	SIZE
	IE	19	Ilex x attenuata 'Eagleston' / Eagleston Holly	Gallon or B&B	1 1/2" Cal. Standard Trunk	8' - 10' ht.
	LI	13	Lagerstroemia indica / Crape Myrtle	Gallon or B&B	1 Inch per truck, Min. 3 trunks	8' - 10' ht.
CLASS 'A'	CODE	QTY	BOTANICAL / COMMON NAME	CONT	CAL	SIZE
	QN	8	Quercus nuttallii / Nuttall Oak	Gallon or B&B	2.50" Cal, Single Trunk	10' - 12' Ht.
	QP	8	Quercus phellos / Willow Oak	Gallon or B&B	2.50" Cal, Single Trunk	10' - 12' Ht.
	TD	10	Taxodium distichum / Bald Cypress	Gallon or B&B	2.50" Cal, Single Trunk	10' - 12' Ht.
SHRUBS	CODE	QTY	BOTANICAL / COMMON NAME	CONT	SIZE	
	CG	31	Camellia sasanqua 'Shishi Gashira' / Shishi Gashira Camellia	7-Gal.	18"ht. 18"spd.	
	IB	20	Ilex cornuta 'Burfordii Nana' / Dwarf Burford Holly	3-Gal.	2' ht. at the time of planting	
	MS	12	Miscanthus sinensis 'Adagio' / Adagio Eulalia Grass	3-Gal.	2' ht. at the time of planting	
GROUND COVERS	CODE	QTY	BOTANICAL / COMMON NAME	CONT	REMARKS	
	SEED	7,037 sf	Eremochloa ophiuroides / Centipede Sod	SF	Hydroseeding	
	SOD	37,618 sf	Eremochloa ophiuroides / Centipede Sod	Sod	Squares or Rolls	
	MULCH	1,895 sf	Mulch Area / Pine Straw Mulch	Baled Pine Straw	4' Depth	





1 SHRUB PLANTING DETAIL
LS-1 N.T.S.



2 TREE PLANTING DETAIL
LS-1 N.T.S.

ALPHONSE BARCIA III
LANDSCAPE ARCHITECT LLC.



12-14-2021

THIS DRAWING IS AN INSTRUMENT OF SERVICE, AND THE PROPERTY OF THE ARCHITECT AND MAY BE USED ONLY ON THE PROJECT NAMED HEREIN. THIS DRAWING SHALL NOT BE REPRODUCED, COPIED OR USED IN WHOLE OR PART WITHOUT WRITTEN PERMISSION OF THE ARCHITECT. ANY USE IS A VIOLATION OF FEDERAL AND STATE COPYRIGHT STATUTES.

New Building - Drew Manual
40081 Coral Street
Slidell, LA.

Sheet Title: Landscape Plan

JOB No.:

SCALE: AS SHOWN

DRAWN BY: AB3

CHECKED BY: AB3

SHEET:

LS-1

REV.

DATE: DECEMBER 14TH 2021