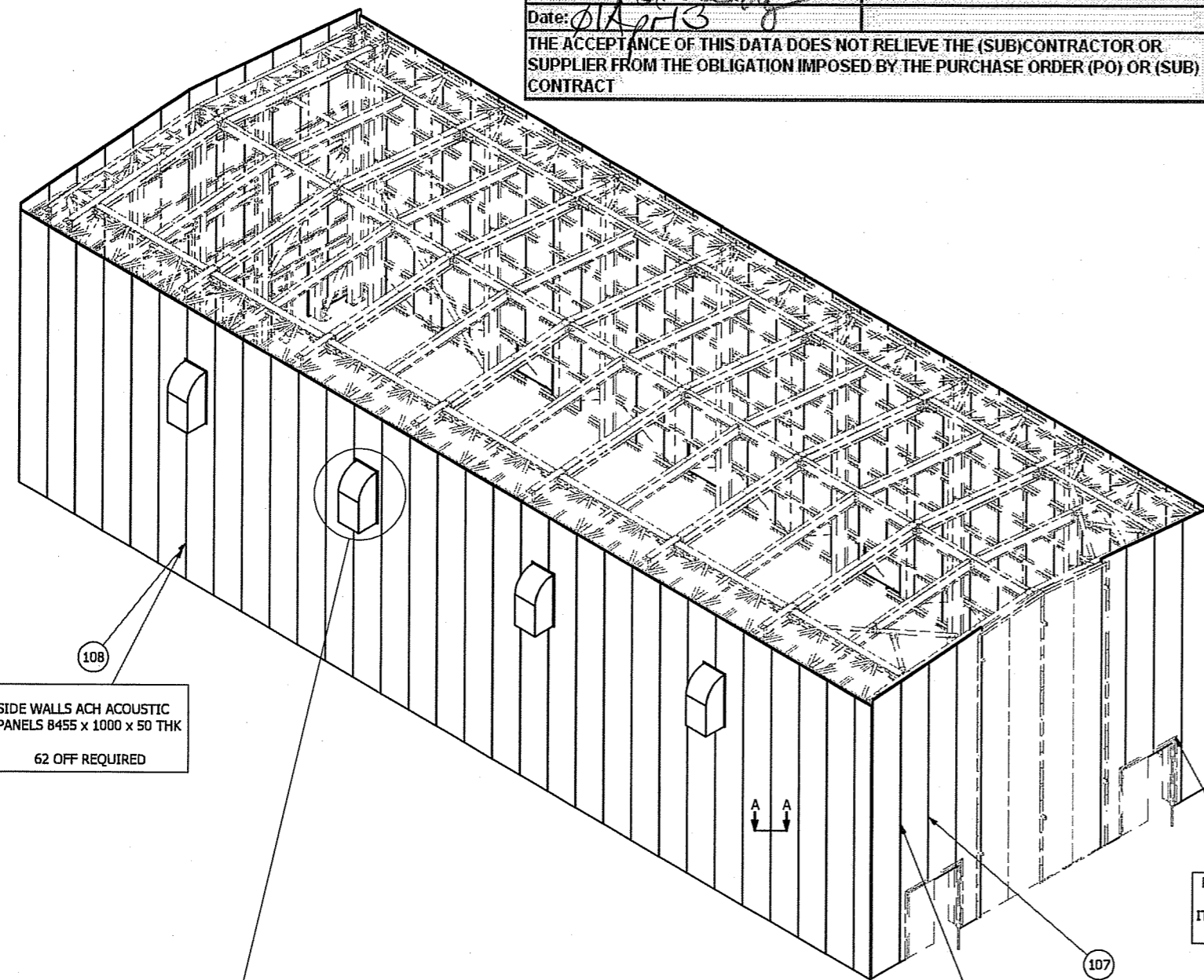


<b>Shaw</b>	Project: Ninemile Unit 6
SSW #: 143209-P610-01-00288 Issue: A	Job No.: 143209
Client #:	
Vendor #: GB00217621 - SHEET 6 OF 9	
Equipment/Tag No.:	SORVD Number: NPV
Review Status:	
<input checked="" type="checkbox"/> For Information	<input type="checkbox"/> Accepted as Noted (Do Not Resubmit)
<input type="checkbox"/> Accepted	<input type="checkbox"/> Accepted As Certified
<input type="checkbox"/> Accepted as Noted (Resubmit)	<input type="checkbox"/> Revise & Resubmit
Released For: <input type="checkbox"/> Design <input type="checkbox"/> Material Procurement <input checked="" type="checkbox"/> Fabrication <input type="checkbox"/> Construction	
Eng Review Due Date: 3/22/2013 1:00:00 AM	
Signed By: <i>Ken Beatty</i>	Beatty, Ken
Date: 01 APR 13	
THE ACCEPTANCE OF THIS DATA DOES NOT RELIEVE THE (SUB)CONTRACTOR OR SUPPLIER FROM THE OBLIGATION IMPOSED BY THE PURCHASE ORDER (PO) OR (SUB) CONTRACT	

		REVISION HISTORY			
REV	DESCRIPTION	DRAWN BY	CHECKED BY	APPROVED	DATE
1	FIRST ISSUE	W.W	B.H	S.B	17.01.13
2	DRAWING & QUANTITIES UPDATED	R.A	S.B	S.B	06.02.13



108  
SIDE WALLS ACH ACOUSTIC PANELS 8455 x 1000 x 50 THK  
62 OFF REQUIRED

107  
PACKAGE HARDWARE GB00216335 ITEM 204-206

STAGE 7  
THIS VIEW SHOWS THE INSTALLATION OF THE WALL PANELS & COWLS

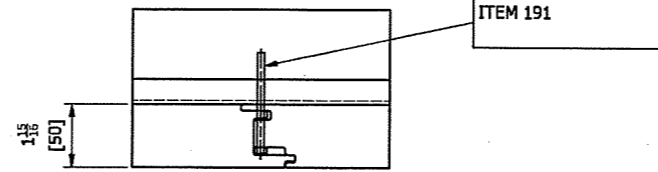
109  
FRONT & BACK WALLS ACH ACOUSTIC PANELS 9160 x 1000 x 50 THK  
25 OFF REQUIRED

GB00215445  
FLEXIBLE FIXING PLATE 215445-2  
ESTIMATED WEIGHT: 6.3 Kg

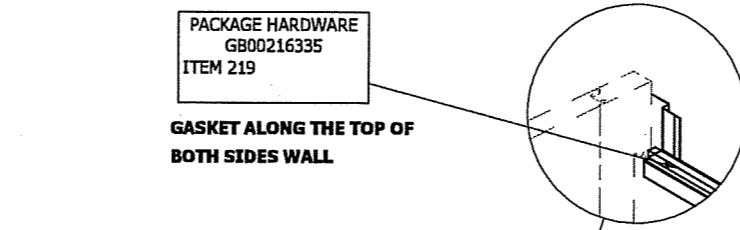
GB00215445  
WALL MOUNTED COWL 215445-1  
ESTIMATED WEIGHT: 47.5 Kg

PACKAGE HARDWARE GB00216335 ITEM 196-197

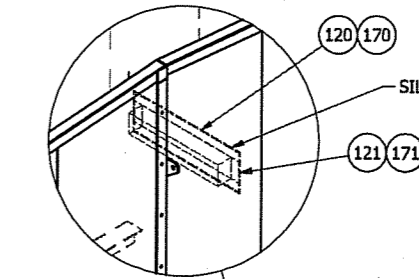
CUT HOLE @ Ø630mm IN WALL PANELS TO SUIT SEALING PLATE.  
FIT SEALING PLATE THROUGH THE HOLE & FIX TO AXIAL FAN  
DRILL CLEARANCE HOLES THROUGH SEALING PLATE & WALL PANELS AND FIX OUTLET COWL



SECTION A-A  
TYPICAL DIMENSIONS FOR FIXINGS FROM BOTTOM OF WALL PANEL  
216mm  
1366mm  
3666mm  
4816mm  
7116mm  
8216mm



120 170  
GASKET ALONG THE TOP OF BOTH SIDES WALL



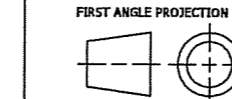
121 171  
SILENCER FLASHING

PACKAGE HARDWARE GB00216335 ITEM 197-198

STAGE 8  
THIS VIEW SHOWS THE INSTALLATION OF THE FLASHING AS PER DRAWING GB00215880

ITEM	QTY	PART NUMBER	DESCRIPTION	PCD REMARKS
169	4	GB00221971	SILENCERS	
171	8	GB00215879	FLASHING MARKED 215879-21	
170	8	GB00215879	FLASHING MARKED 215879-20	
121	8	GB00215879	FLASHING MARKED 215879-18	
120	8	GB00215879	FLASHING MARKED 215879-17	
119	1	GB00215879	FLASHING END PLATE MARKED 215879-11X	
118	1	GB00215879	FLASHING END PLATE MARKED 215879-11	
117	2	GB00215879	FLASHING MARKED 215879-10	
116	1	GB00215879	FLASHING END PLATE MARKED 215879-9X	
115	1	GB00215879	FLASHING END PLATE MARKED 215879-9	
114	2	GB00215879	FLASHING MARKED 215879-8	
113	13	GB00215879	FLASHING MARKED 215879-7	
112	5	GB00215879	FLASHING END PLATE MARKED 215879-6X	
111	5	GB00215879	FLASHING END PLATE MARKED 215879-6	
110	29	GB00215879	FLASHING MARKED 215879-5	
109	26	GB00215879	FLASHING MARKED 215879-4	
108	62		50 THK x 8454 SIDE WALLS ACH ACOUSTIC PANELS	
107	25		50 THK x 9160 FRONT & BACK WALL ACH ACOUSTIC PANELS	

NOTICE: THIS DRAWING IS THE PROPERTY OF AAF LTD AND IS LOANED SUBJECT TO THE CONDITION THAT IT SHALL NOT BE COPIED, LOANED OR SUBMITTED TO OUTSIDE PARTIES FOR EXAMINATION WITHOUT WRITTEN CONSENT




TITLE

ISO BUILD SEQUENCE OF ACOUSTIC ENCLOSURE

TOLERANCES UNLESS OTHERWISE STATED PART AND FABRICATION TOLERANCES TO BE IN ACCORDANCE WITH AAF-LTD'S STANDARD ENG0009

WEIGHTS STATED ON THIS DRAWING ARE FOR REFERENCE ONLY AND DO NOT FORM THE BASIS OF A CONTRACT BETWEEN AAF LTD AND THE SUB-CONTRACTOR

CLIENT: TOSHIBA  
PROJECT: NINE MILE USA



SCALE 1:100  
DRAWN BY W.W  
DATE 03/12/2012  
CHECKED BY R.A  
DATE 17/01/2013  
APPROVED BY S.B  
DATE 21/01/2013

DRAWING SIZE - A1 DRAWING REV - 2

FIRST ORDER NUMBER MX12027

DRAWING NUMBER

GB00217621

Dammon Engineering, Inc.  
554 Old Spanish Trail  
Slidell, LA 70458