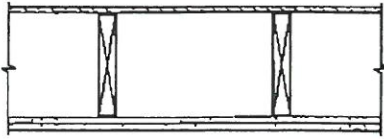
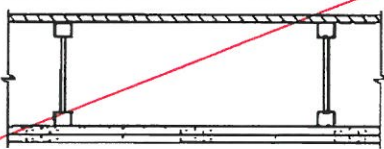
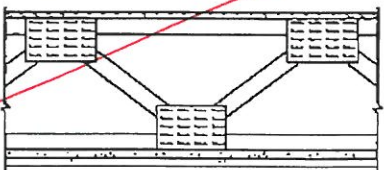


FLOOR-CEILING SYSTEMS, WOOD FRAMED

GA FILE NO. FC 5406	GENERIC	1 HOUR FIRE	35 to 39 STC SOUND
<p align="center">WOOD JOISTS, GYPSUM WALLBOARD</p> <p>Base layer 5/8" type X gypsum wallboard applied at right angles to 2 x 10 wood joists 24" o.c. with 1 1/4" Type W or S drywall screws 24" o.c. Face layer 5/8" type X gypsum wallboard or gypsum veneer base applied at right angles to joists with 1 7/8" Type W or S drywall screws 12" o.c. at joints and intermediate joists and 1 1/2" Type G drywall screws 12" o.c. placed 2" back on either side of end joints. Joints offset 24" from base layer joints. Wood joists supporting 1/2" plywood with exterior glue applied at right angles to joists with 8d nails. Ceiling provides one hour fire resistance protection for framing, including trusses.</p>			<p>Approx. Ceiling Weight: 5 psf Fire Test: FM FC 172, 2-25-72; ITS, 8-6-98 Sound Test: Estimated</p>
<p align="center">WOOD I-JOISTS, GYPSUM WALLBOARD</p> <p>Base layer 5/8" type X gypsum wallboard applied at right angles to wood I-joists 24" o.c. with 1 1/4" Type W or S drywall screws 24" o.c. Face layer 5/8" type X gypsum wallboard or gypsum veneer base applied at right angles to I-joists with 1 7/8" Type W or S drywall screws 12" o.c. at joints and intermediate I-joists and 1 1/2" Type G drywall screws 12" o.c. placed 2" back on either side of end joints. Joints offset 24" from base layer joints. Wood I-joists supporting 1/2" wood structural panels applied at right angles to joists with 8d nails. Ceiling provides one hour fire resistance protection for I-joists.</p>			<p>Approx. Ceiling Weight: 5 psf Fire Test: FM FC 172, 2-25-72; ITS, 8-6-98 Sound Test: Estimated</p>
<p align="center">WOOD TRUSSES, GYPSUM WALLBOARD</p> <p>Base layer 5/8" type X gypsum wallboard applied at right angles to parallel chord wood trusses 24" o.c. with 1 1/4" Type W or S drywall screws 24" o.c. Face layer 5/8" type X gypsum wallboard or gypsum veneer base applied at right angles to trusses with 1 7/8" Type W or S drywall screws 12" o.c. at joints and intermediate trusses and 1 1/2" Type G drywall screws 12" o.c. placed 2" back on either side of end joints. Joints offset 24" from base layer joints. Trusses supporting 1/2" wood structural panels applied at right angles to trusses with 8d nails. Ceiling provides one hour fire resistance protection for trusses.</p>			<p>Approx. Ceiling Weight: 5 psf Fire Test: FM FC 172, 2-25-72; ITS, 8-6-98 Sound Test: Estimated</p>