












## LANDSCAPE LEGEND

- 
 - TYPE A OVERSTORY TREES MINIMUM OF 12' HIGH, 2 INCH DIAMETER ONE FOR EVERY 15 LINEAR FEET OF ROAD FRONTAGE AND LANDSCAPED ISLANDS.
- 
 - TYPE B UNDERSTORY TREES; MINIMUM OF 12' HIGH, 2 INCH DIAMETER; ONE FOR EVERY 15 LINEAR FEET OF ROAD FRONTAGE
- 
 - CONTINUOUS SCREEN OF EVERGREEN SHRUBS A MINIMUM OF THREE FEET IN HEIGHT SHALL BE PLANTED TO SCREEN THE PARKING FROM THE ROADWAY.
- 
 - LANDSCAPE FILTER AREA ARE TO INCLUDE A GROUNDCOVER AND LANDSCAPE MATERIAL; EXAMPLES INCLUDE: SOLID SOD, MONKEY GRASS, LIRIOPE, JAPANESE ARDESIA, ASIAN JASMINE OR IRIS.

## LEGEND

- 
 - PROPERTY LINE
- 
 - SETBACK
- 
 - NEW BUILDING OUTLINE
- 
 - SERVITUDE / EASEMENT
- 
 - HANDICAP PARKING
- 
 - HANDICAP PARKING SIGN
- 
 - TRAFFIC FLOW DIRECTION

NOTE: