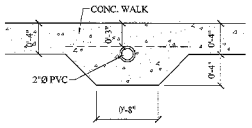

DETAIL- TYPICAL WALK DRAIN

SCALE 1 1/2" = 1'-0"

E-E / A-1

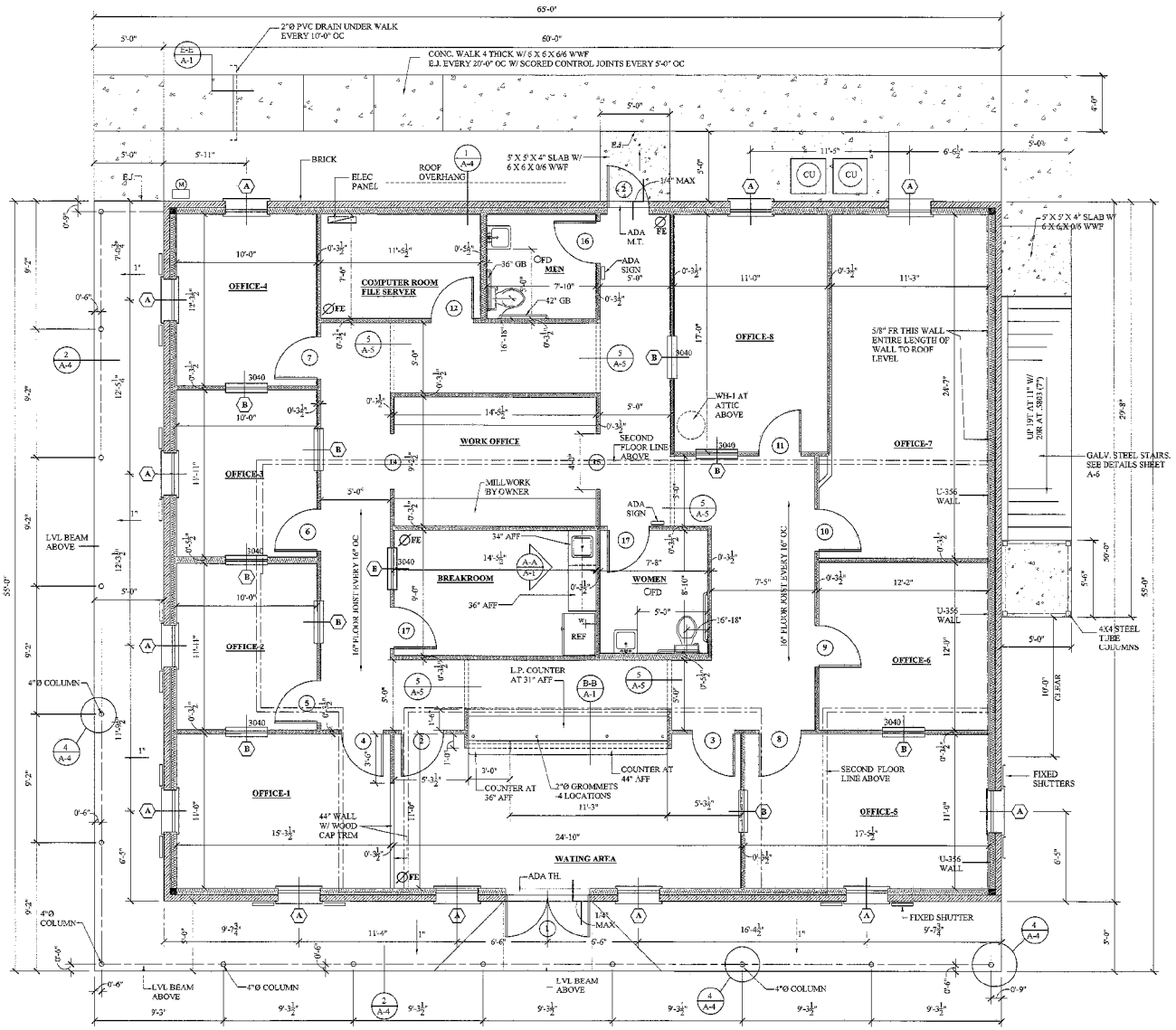

FLOOR PLAN- GROUND FLOOR

SCALE: 1/4" = 1'-0"

A-1

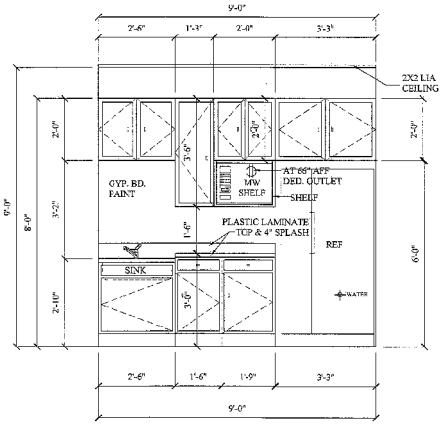

KITCHEN ELEVATION

SCALE 1 1/2" = 1'-0"

A-A / A-1

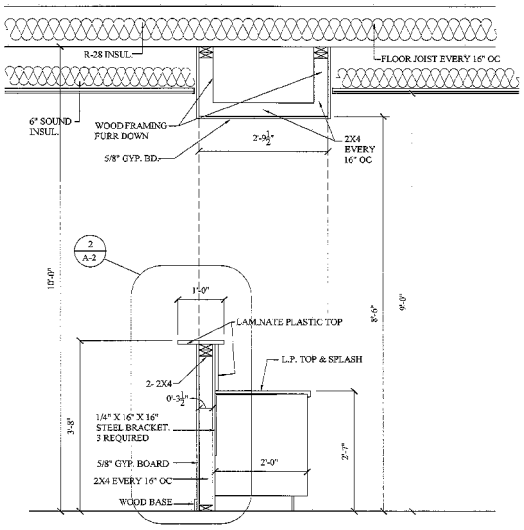

SECTION

SCALE 3/4" = 1'-0"

B-B / A-1

THESE DESIGN AND CONSTRUCTION DOCUMENTS AT THE SOLE PROPERTY OF JOSEPH F. SCHNEIDER, JR. AIA, ARCHITECT. NO USE OR REPRODUCTION OF THESE DOCUMENTS OR PARTIAL USE OR PARTIAL REPRODUCTION IS ALLOWED. NO USE OF THESE DRAWINGS WITHOUT THE WRITTEN EXPRESSED PERMISSION OF JOSEPH F. SCHNEIDER, JR. ARCHITECT IS ALLOWED.

REVISIONS

NEW OFFICE BUILDING
STATE FARM INSURANCE OFFICE
501 WHITNEY AVE
JEFFERSON PARISH

JOSEPH F. SCHNEIDER JR., AIA
ARCHITECT
105 BALANCE BRIDGE STREET, LAFOURCHE, 70420

DRAWN	H. SCHNEIDER
CHECKED	J. SCHNEIDER
DATE	01/12/2015
SCALE	AS NOTED
JOB NO.	
SHEET	A-1
OF	SE

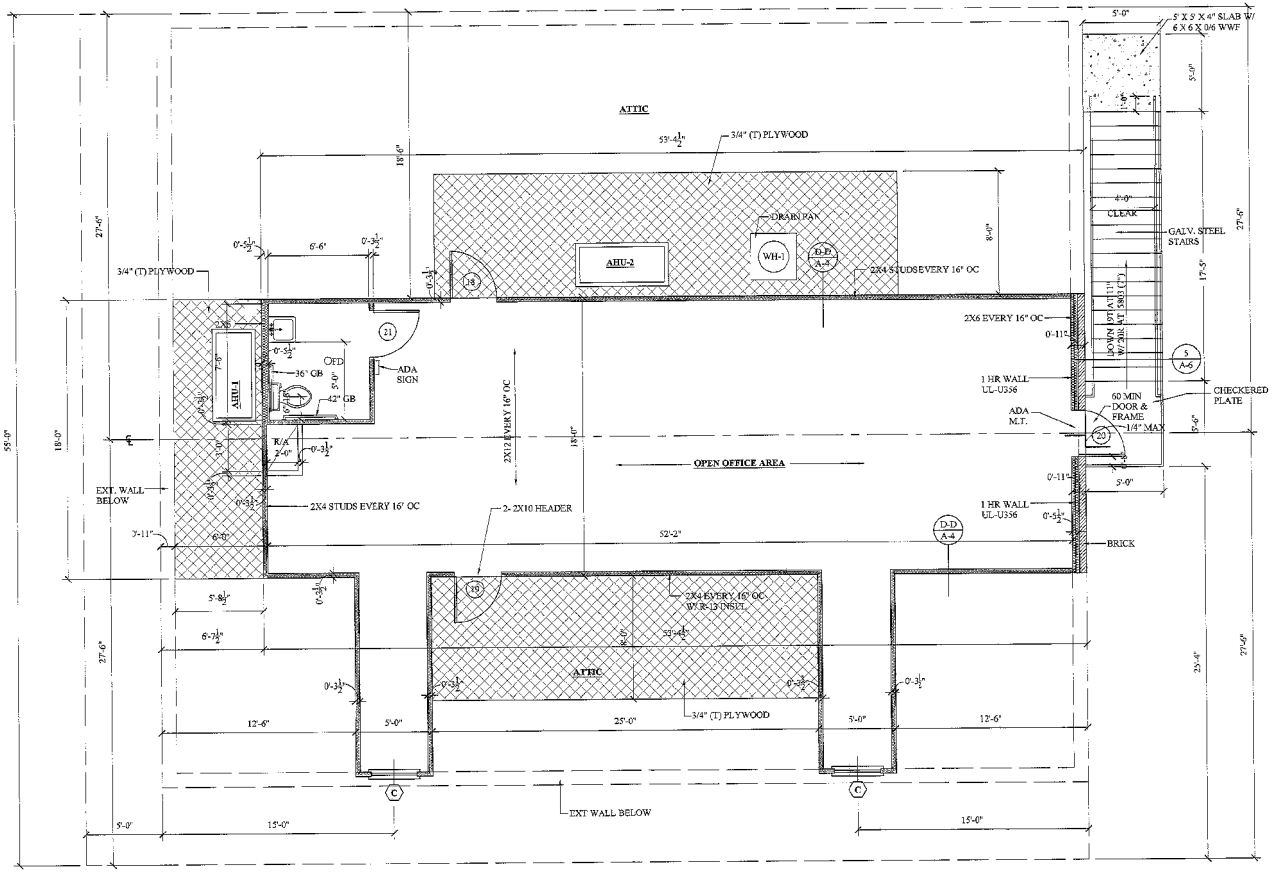

FLOOR PLAN- SECOND FLOOR

SCALE: 1/4" = 1'-0"

A-2

GENERAL NOTES:

1. DO NOT SCALE DRAWINGS. USE WRITTEN DIMENSIONS ONLY. SUBMIT TO ARCHITECT ANY DISCREPANCIES FOR CLARIFICATIONS.

2. ALL WORK SHALL BE IN COMPLIANCE WITH THE INTERNATIONAL BUILDING CODE, NFPA, RECOGNIZED BUILDING STANDARDS, ALL MANUFACTURER'S RECOMMENDATIONS AND SPECIFICATIONS, AND ALL OTHER APPLICABLE CODES AND STANDARDS.

3. THE CONTRACTOR SHALL BE RESPONSIBLE FOR BUILDING THIS PROJECT IN ACCORDANCE WITH THE DRAWINGS AND SPECIFICATIONS A WRITTEN NOTIFICATION FROM THE OWNER OR ARCHITECT IS ISSUED.

4. THE LOCATION OF THE EXISTING UTILITIES AND STRUCTURE INDICATED ON THE PLANS ARE APPROXIMATE. IT SHALL BE THE RESPONSIBILITY OF THE CONTRACTOR TO VERIFY THE EXISTENCE AND ACTUAL LOCATION OF SUCH PRIOR TO ANY EXCAVATION. ANY DAMAGES SHALL BE REPAIRED AT THE EXPENSE OF THE CONTRACTOR.

5. PRIOR TO ANY EXCAVATION, THE CONTRACTOR AND HIS SUBCONTRACTORS SHALL CONTACT NOTIFY LOUISIANA ONE-CALL AT 1-800-272-3020 FOR LOCATION OF ALL SUB-SURFACE UTILITIES. ALL NOTIFICATIONS SHALL COMPLY WITH THE LOUISIANA UNDERGROUND UTILITIES AND FACILITIES DAMAGE PREVENTION LAW.

6. FIRE BARRIERS SHALL BE CONTINUOUS FROM OUTSIDE WALL TO OUTSIDE WALL. FROM ANOTHER FIRE BARRIER TO A FIRE BARRIER. TO A FIRE BARRIER OR A COMBINATION THEREOF, INCLUDING CONTINUITY THROUGH ALL CONCEALED SPACES SUCH AS THOSE FOUND ABOVE A CEILING, INCLUDING ALL INTERSTITIAL SPACES.

PASSAGES OF PIPES, CONDUITS, BUS DUCTS, CABLES, WIRES, AIR DUCTS, PNEUMATIC DUCTS, AND SIMILAR BUILDING SERVICES EQUIPMENT THROUGH FIRE BARRIERS SHALL BE PROTECTED AS FOLLOWS: THE SPACE BETWEEN PENETRATING ITEM AND FIRE BARRIER SHALL BE FILLED WITH A MATERIAL CAPABLE OF MAINTAIN THE FIRE RESISTANCE RATING OF THE FIRE BARRIER PRODUCT. PRODUCT USED MUST NEED TEST METHODS ASTM E814 OR UL1479 FOR FIRE RATINGS.

FIRE BARRIERS SHALL BE EFFECTIVELY AND PERMANENTLY IDENTIFIED WITH 1" STENCILING AT 30' ON CENTERS ABOVE ANY DECORATIVE OR FINISHED CEILING AND CONCEALED SPACES WITH THE FOLLOWING: "FIRE/SMOKE BARRIER-PROTECT ALL OPENINGS". COLOR OF STENCIL LETTERING SHALL BE "RED". MARKINGS SHALL INCLUDE ALL FIRE WALLS, FIRE BARRIERS, FIRE PARTITIONS, SMOKE BARRIERS AND SMOKE PARTITIONS. ALL LABELING SHALL COMPLY WITH 2012 IBC SECTION 703.6.

7. PROVIDE BLOCKING IN ALL STUD WALLS THAT ARE TO RECEIVE GRAB BARS, TOILET PARTITIONS, SIGNAGE, TOILET ACCESSORIES, MIRRORS, AND SCREENS.

8. ALL EXTERIOR JOINTS IN THE BUILDING ENVELOPE THAT ARE SOURCES OF AIRE AND/OR WATER LEAKS SHALL BE CAULKED, GASKETED, WEATHER-STRIPPED, OR OTHERWISE SEALED.

9. PROVIDE CONTINUOUS WATERPROOFING SILICONE BASED SEALANT AND BACKER ROD AT ALL ALUMINUM WINDOW STOREFRONT AND ADJACENT MATERIAL TERMINATIONS. SEALANT SHALL MATCH ADJACENT MATERIAL COLOR.

10. PROVIDE CONTINUOUS SEALANT AND BACKER ROD AT ALL JUNCTIONS BETWEEN DISSIMILAR MATERIALS, I.E., BRICK TO EFIS, STOREFRONT TO BRICK.

11. ALL METAL VENTS AND FLUES SHALL BE FLASHED WITH A FLASHING BOOT. SEAL ALL METAL TO METAL CONNECTIONS WITH DOW CORNING NO. 795. NO CLEAR SILICONE SHALL BE ALLOWED.

12. PROVIDE METAL J-MOLDING AND CORNER BEADS AT THE EXPOSED EDGES OF ALL GYPSUM BOARD WALL AND CEILING CONDITIONS.

13. ALL GYPSUM BOARD AT TOILET ROOMS SHALL BE MINIMUM 5/8" PURPLE "XP" MOLD/MILDEW RESISTANT SHEATHING.

14. ALL BACKING FOR CERAMIC TILES AT SHOWERS AND WE AREAS SHALL BE MATCHING WALL SHEATHING HARDI OR OTHER EQUAL CEMENT BOARD BACKING.

15. ALL FLOOR TILE SHALL HAVE A MINIMUM NON-SLIP C.O.F. OF 0.6

16. ALL ELECTRICAL WORK SHALL COMPLY WITH NEC 2011 EDITION.

17. ALL PLUMBING WORK SHALL COMPLY WITH LOUISIANA PLUMBING CODE 2011 EDITION.

THESE DESIGN AND CONSTRUCTION DOCUMENTS AT THE SOLE PROPERTY OF JOSEPH F. SCHNEIDER, JR. AIA, ARCHITECT. NO USE OR REPRODUCTION OF THESE DOCUMENTS OR PARTIAL USE OR PARTIAL REPRODUCTION IS ALLOWED. NO USE OF THESE DRAWINGS WITHOUT THE WRITTEN EXPRESSED PERMISSION OF JOSEPH F. SCHNEIDER, JR. ARCHITECT IS ALLOWED.

REVISIONS

NEW OFFICE BUILDING
STATE FARM INSURANCE OFFICE
501 WHITNEY AVE
JEFFERSON PARISH

JOSEPH F. SCHNEIDER JR., AIA
ARCHITECT

DRAWN
H. SCHNEID
CHECKED
J. SCHNEID
DATE
01/12/2015
SCALE
AS NOTED
JOB NO.

SHEET
A-2
OF