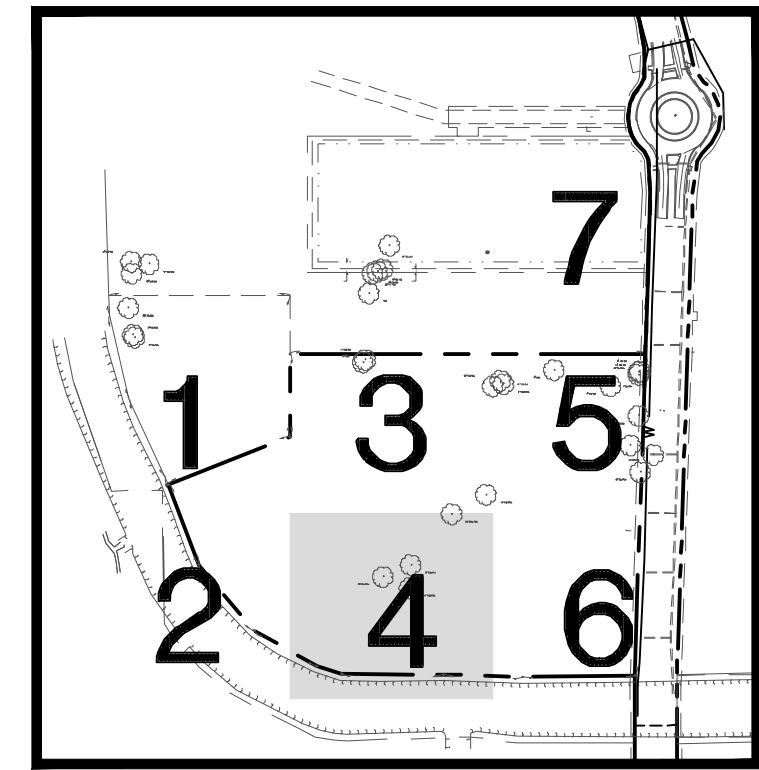


MATCHLINE (SEE SHEET C-3.3)



KEY MAP
N.T.S.

| REVISION | BY |
|-----------------------------|-----|
| 7-24-14 ADDENDUM 1 | SMT |
| 8-13-14 CITY COMMENTS | SMT |
| 10/09/14 BUILDING UPDATE | SMT |

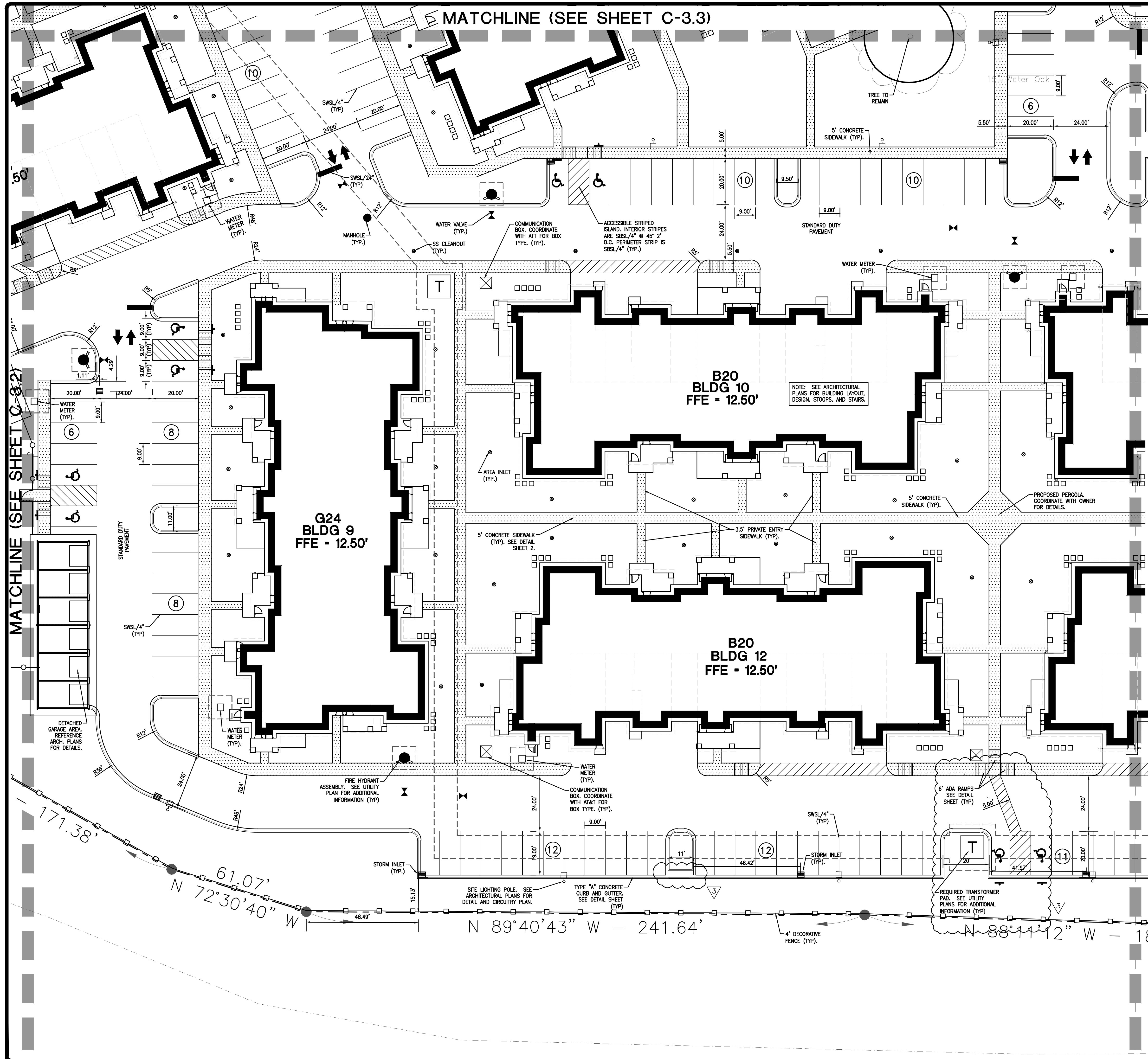
DDG
DUPLANTIS DESIGN GROUP, PC
CIVIL ENGINEERING - ARCHITECTURE
34 LOUIS PRIMA DRIVE COVINGTON, LA 70433
WWW.DDGPC.COM PHONE: 985-249-6800 | FAX: 985-249-6190
THIBODAUX | COVINGTON | HOUSTON | BATON ROUGE | HOUMA

STAMP
STATE OF LOUISIANA
DOUGLAS E. BARBILLEAU
License No. 34541
PROFESSIONAL ENGINEER

SIGNATURE: *Douglas E. Barbilleau*
DATE: 10-09-2014

SPRINGS AT FREMAUX TOWN CENTER
SLIDELL, LOUISIANA
ST. TAMMANY PARISH
FOR CONTINENTAL 294 FUND LLC
MEMONONIE FALLS, WI

DRAWN
DEB
CHECKED
DEB
ISSUED DATE
10/09/2014
ISSUED FOR
PERMITTING
PROJECT NO.
14-248
FILE
14-248 C-3 SITE
SHEET
C-3.4



LEGEND - STRIPING

SWSL/4" - SINGLE WHITE SOLID LINE / 4" WIDE
DYSL/4" - DOUBLE YELLOW SOLID LINE / 4" WIDE EACH
SYSL/4" - SINGLE YELLOW SOLID LINE / 4" WIDE
SWDL/4" - SINGLE WHITE DASHED LINE / 4" WIDE
SBSL/4" - SINGLE BLUE SOLID LINE / 4" WIDE
SWSL/24" - SINGLE WHITE SOLID LINE / 24" WIDE
SWSL/8" - SINGLE WHITE SOLID LINE / 8" WIDE

EXISTING LEGEND

FOUND PROPERTY CORNER (AS NOTED) ●

SET 3/4" IRON ROD ○

EXISTING POWER POLE ○

EXISTING POWER POLE WITH LIGHT ○

EXISTING PARKING LOT LIGHT ○

EXISTING GUY ANCHOR ○

EXISTING TELEPHONE PEDESTAL ○

EXISTING OVERHEAD POWER LINE ○

EXISTING GAS METER ○

EXISTING GAS VALVE ○

EXISTING BARB WIRE FENCE LINE ○

EXISTING WIRE MESH FENCE LINE ○

EXISTING HIGH DENSITY POLYETHYLENE PIPE 12" HDPE ○

EXISTING PIPE BOLLARD ○

EXISTING MAILBOX ○

ELEVATION OF TOP OF STRUCTURE TOP = 18.00

ELEVATION OF BOTTOM OF STRUCTURE INV. = 15.00

EXISTING SPOT ELEVATION ○

ELEVATION OF TOP OF CURB 18.50 TC

ELEVATION OF FACE OF CURB 18.00 FC

EXISTING SEWER MANHOLE ○

EXISTING SEWER CLEANOUT ○

EXISTING DRAINAGE MANHOLE ○

EXISTING SUBSURFACE DRAINAGE ○

EXISTING CATCH BASIN/DROP INLET ○

EXISTING FIRE HYDRANT ○

EXISTING WATER METER ○

EXISTING WATER VALVE ○

EXISTING WATER LINE ○

EXISTING REINFORCED CONCRETE PIPE 18" RCP

EXISTING CORRUGATED METAL PIPE 24" CMP

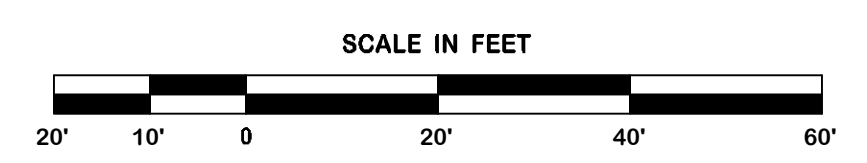
NOTE:

- SEE SHEETS C-3.0 FOR OVERALL SITE PLAN.
- SEE SHEETS C-4.0-C-4.6 FOR GRADING PLANS.
- SEE SHEETS C-8.1-C-8.8 FOR UTILITY PLANS.
- SEE SHEETS C-8.1-C-8.2 FOR EROSION CONTROL PLANS.
- SEE SHEETS C-1 FOR GENERAL NOTES.
- SEE SHEETS D-1-D-6 FOR DETAILS.
- SEE SHEETS C-2 FOR BUILDING DIMENSIONAL CONTROL PLAN.

LEGEND - NEW IMPROVEMENTS

| | | | |
|--------------------------------|--|--------------------|--|
| BUILDING | | DIRECTIONAL ARROWS | |
| CONCRETE CURB AND GUTTER | | FLUME | |
| PARKING SPACES | | GARAGES | |
| ADA RAMP | | SIDEWALK | |
| HEAVY DUTY ASPHALT OR CONCRETE | | DECORATIVE FENCE | |
| STANDARD DUTY PAVEMENT | | CHAINLINK FENCE | |
| SITE LIGHTING POLES | | COMMUNICATIONS BOX | |
| FIRE HYDRANT | | ELECTRIC BOX | |
| WATER VALVE | | TREE TO REMAIN | |
| DOWN SPOUT | | | |

SITE PLAN SECTION 4



MATCHLINE (SEE SHEET C-3.2)

MATCHLINE (SEE SHEET C-3.6)

