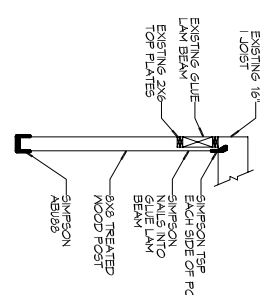
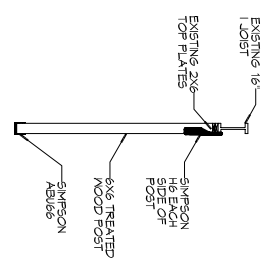


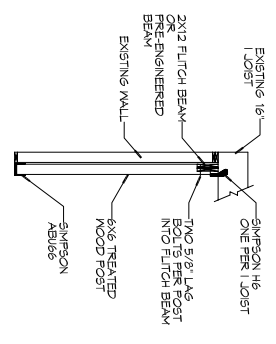
1
SECTION
SCALE: 1/4" = 1'-0"



A
SECTION
SCALE: 1/4" = 1'-0"



B
SECTION
SCALE: 1/4" = 1'-0"



C
SECTION
SCALE: 1/4" = 1'-0"



554 Old Spanish Trail
Slidell, LA 70458
PH: 985.649.5832
www.dammonengineering.com
info@dammonengineering.com
Fax: 985.641.5950

REVISIONS		DATE
#	DESCRIPTION	

SHEET TITLE:
RETROFIT
GROUND FLOOR

DRAWING NUMBER:

2384 CAMELLIA DRIVE
SLIDELL, LOUISIANA 70458

JOB NO: 2015 DATE: 09-07-15
DRAWN BY: CKD CHECKED BY: BAN

W
V
U
T
S
R
Q
P
O
N
M
L
K
J
I
H
G
F
E
D
C
B
A

Scale: 1/4" = 1'-0"

SHEET NO: **5101**