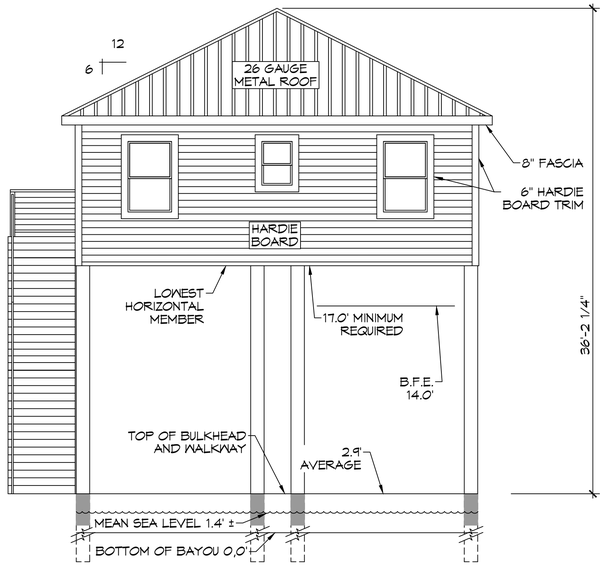

11 FRONT ELEVATION PLAN
SCALE: 3/16" = 1'-0"

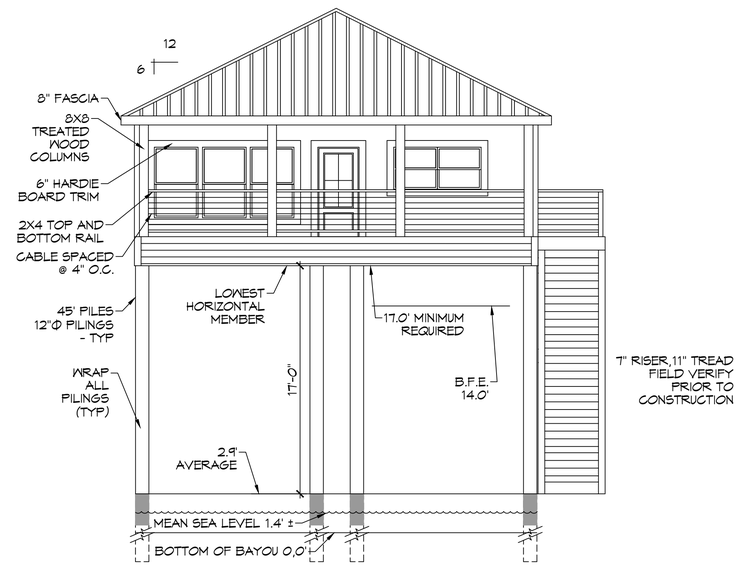

12 REAR ELEVATION PLAN
SCALE: 3/16" = 1'-0"

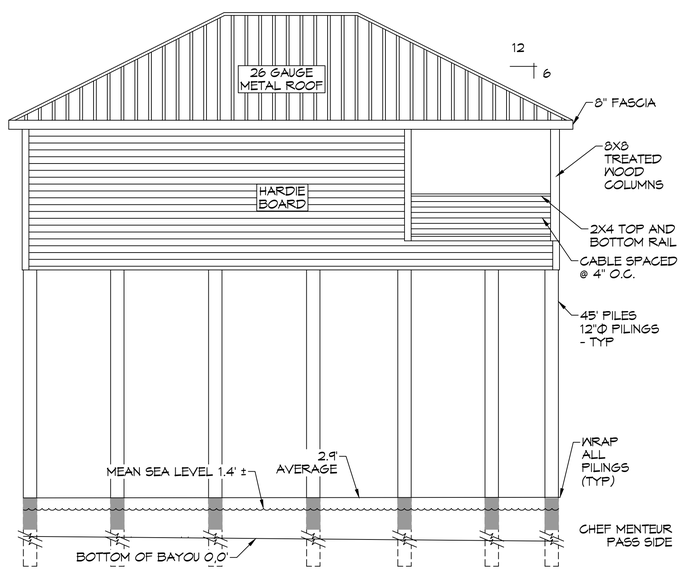

13 RIGHT ELEVATION PLAN
SCALE: 3/16" = 1'-0"

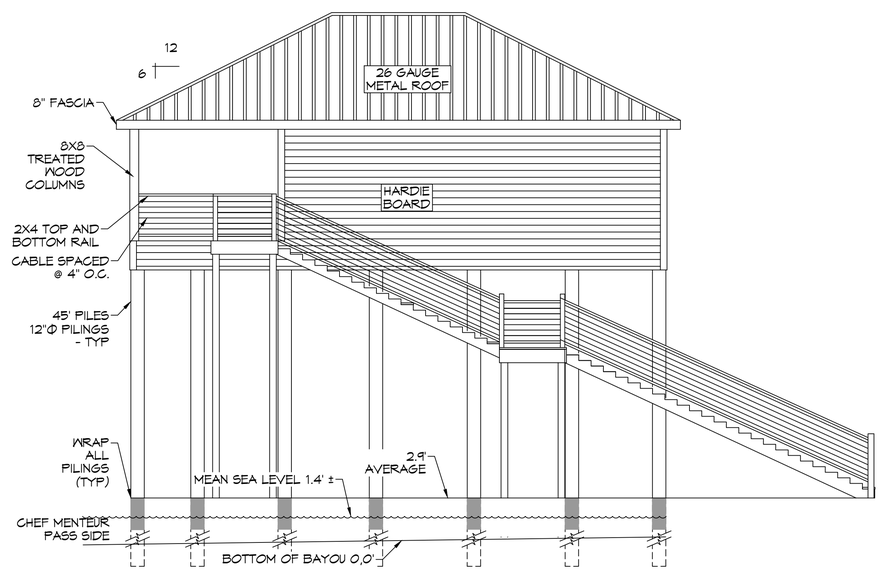

14 LEFT ELEVATION PLAN
SCALE: 3/16" = 1'-0"

DAMMON ENGINEERING, INC.
LOUISIANA & MISSISSIPPI
www.dammonengineering.com
info@dammonengineering.com
PH: 985.649.5832
Chief Engineer: Brian Mistich, PE
554 Woodson Trail
Slidell, LA 70458

REVISIONS

#	DESCRIPTION	DATE

SEAL:
STATE OF LOUISIANA
BRIAN A. MISTICH
License No. 30187
PROFESSIONAL ENGINEER

BOAT HOUSE PLAN

ALBERT CUTITTO

LOT 16
2719 CHEF MENTEUR HWY
NEW ORLEANS, LOUISIANA 70129

JOB No: 2024 DATE: 05-02-2024
DRAWN BY: CKD CHECKED BY: BAM

All dimensions are given in inches. Do not scale drawings. Contractor shall verify all dimensions, locations, and conditions prior to beginning work. Report any discrepancies to the Engineer. Do not proceed with work until resolved. Contractor shall be responsible for all dimensions and conditions on the job site. Shop drawings must be submitted to the Engineer for review before fabrication. Work shall conform to all applicable codes, laws, and regulations. These drawings are instruments of service and are the property of Dammon Engineering. Reproduction or use of these drawings without written consent of Dammon Engineering is prohibited. Dammon Engineering assumes no responsibility for any deviations from these drawings made without its consent or knowledge.

SHEET TITLE:
ELEVATION PLAN

DRAWING NUMBER:
A102

SHEET No: 11 of 13