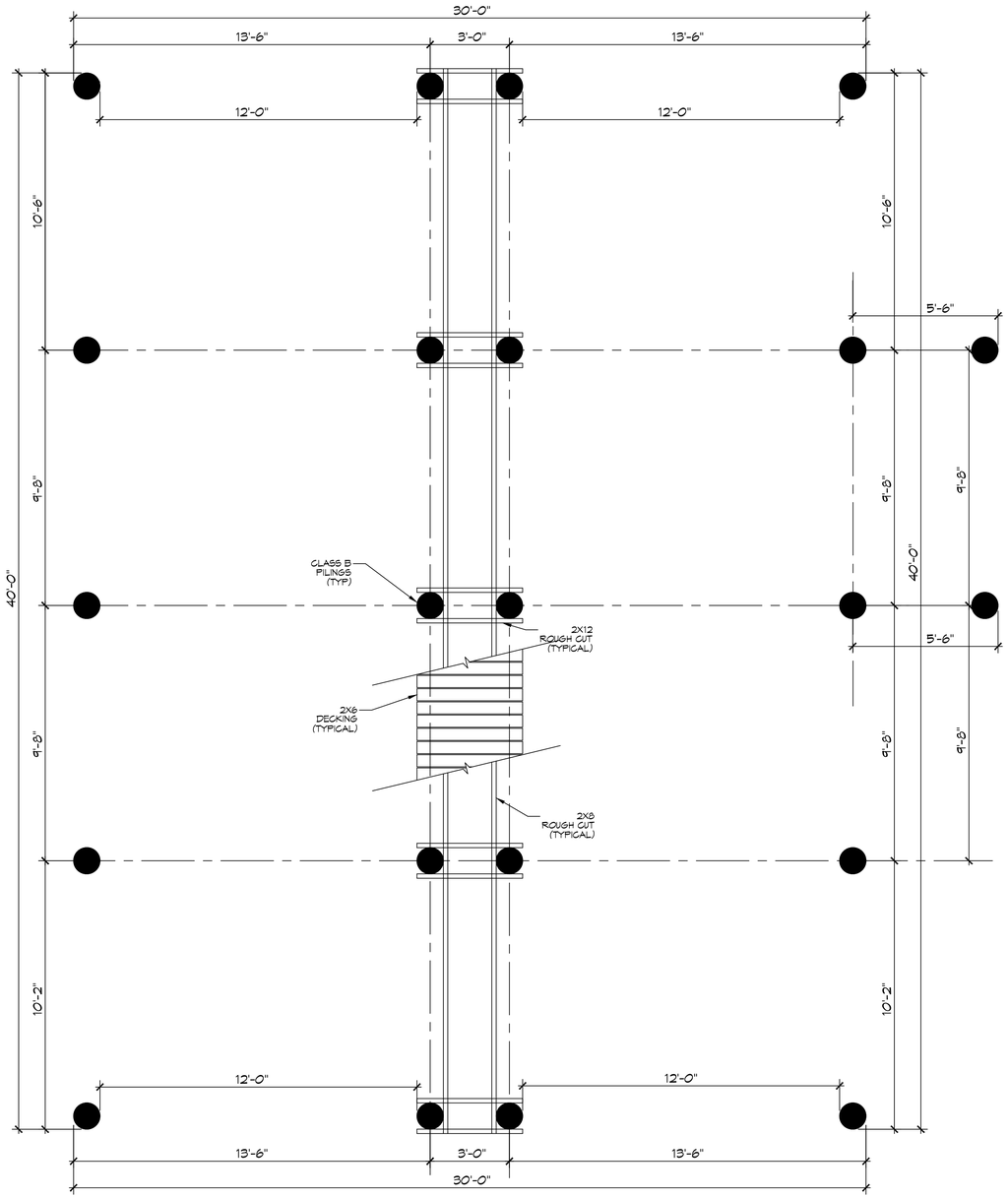


## 2 PILING PLAN

SCALE: 3/8" = 1'-0"

## PILING NOTES

1. PILES ARE TO BE 45 FT. IN LENGTH WITH A 8 INCH TIP AND 12" BUTT. DRIVEN TO REFUSAL.
2. ALL PILES SHALL BE PRESSURE-TREATED ROUND TIMBER PILES CONFORMING TO ASTM D25.
2. DESIGN LOAD = 5 TONS PER PILE.
3. NO FIELD SUPERVISION OR INSPECTION PROVIDED UNDER THIS SEAL UNLESS OTHERWISE NOTED.
4. PILE LAYOUT MAY BE MODIFIED DUE TO ACTUAL DRIVING CONDITIONS. ENGINEER TO BE NOTIFIED ON ANY MODIFICATION.
6. A PILE BLOW COUNT LOG OF ALL PILES IS TO BE SUBMITTED TO THE ENGINEER OF RECORD. FAILURE TO SUBMIT SAID LOG WILL RELEASE THE ENGINEER OF ALL RESPONSIBILITY.
7. CONTRACTOR IS RESPONSIBLE FOR THE COMPARISON & VERIFICATION OF PILE LAYOUT DIMENSIONS WITH MOST RECENT ARCHITECTURAL DRAWINGS, ASSURING THAT PILES DO FALL WITHIN LIMITS OF THE DESIGN
8. USE DROP HAMMER OR SINGLE ACTING AIR HAMMER DELIVERING 7,500 FT-LBS OF ENERGY PER BLOW, RAM WEIGHT OF DROP HAMMER SHALL NOT EXCEED 2,500 TO 3,000 LBS AND THE DROP SHOULD NOT EXCEED 3 FT. AT MINIMUM OF 25 BLOWS PER FOOT. IF THE DROP EXCEEDS 3 FT., CONTACT ENGINEER FOR INSTRUCTIONS.
9. BRACE ALL PILINGS AS NEEDED FOR SWAYING.
10. FIELD VERIFY DIMENSIONS AGAINST THE ARCHITECTURAL DRAWINGS.
11. WRAP ALL PILINGS AT BASE LINE.

## GENERAL NOTES

1. ALL LUMBER SHALL BE PRESSURE TREATED WITH A RETENTION OF .4 PER C.F.
2. ALL FASTENERS SHALL BE HOT DIPPED GALVANIZED (HDG) PER ASTM A153.
3. ALL CONNECTORS SHALL BE HDG PER ASTM A653, CLASS G185 SHEET WITH 1.85 OZ/SF ZINC COATING.

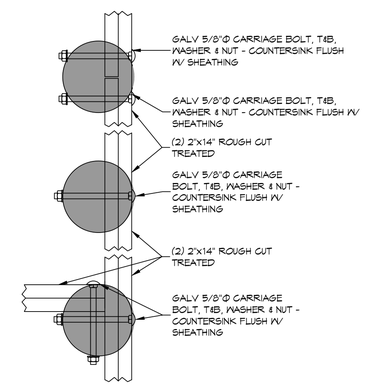


## DETAIL

SCALE: 1-1/2" = 1'-0" PERIMETER BAND

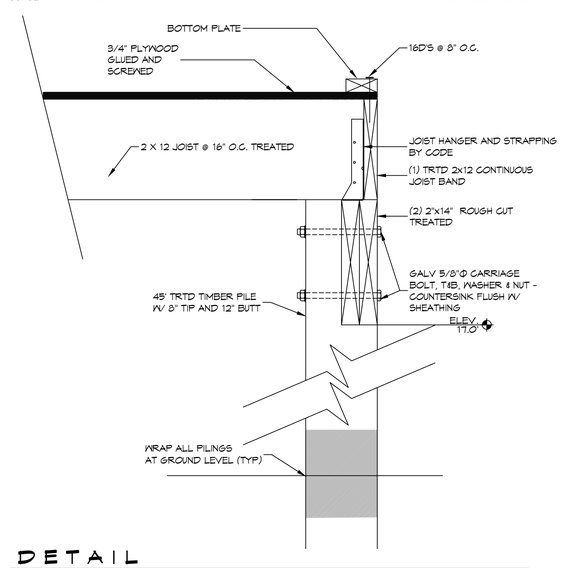


## DETAIL

SCALE: 1-1/2" = 1'-0" PERIMETER JOIST BAND


DAMMON ENGINEERING, INC.
LOUISIANA & MISSISSIPPI
www.dammonengineering.com
info@dammonengineering.com
PH: 985.649.5832
Chief Engineer: Brian Mistich, PE
5545 Lapeyrouse Trail
Slidell, LA 70458


| # | DESCRIPTION | REVISIONS | DATE |
|---|---|---|---|

SEAL:

STATE OF LOUISIANA
BRIAN A. MISTICH
License No. 30187
PROFESSIONAL ENGINEER

BOAT HOUSE PLAN

ALBERT CUTITTO

LOT 16
21751 CHEF MENTEUR HWY
NEW ORLEANS, LOUISIANA 70129

JOB No: 2024 | DATE: 05-02-2024
DRAWN BY: GKD | CHECKED BY: BAM


These documents are property of Dammon Engineering, Inc. and are not to be used for any other project than that for which they have been prepared and delivered without written consent of Dammon Engineering, Inc. Any reproduction of these documents must include this notice.


SHEET TITLE:
HOUSE PILING PLAN & BANDING PLAN

DRAWING NUMBER:

S101

SHEET No: 3 of 13


FILE NAME: J:\-- RESIDENTIAL\Lincoln Cutitto 21751 Chief Mary\Current Drawings\S101 -- Piling Plan.dwg PLOT DATE & TIME: Thursday, May 2, 2024 8:14:53 AM