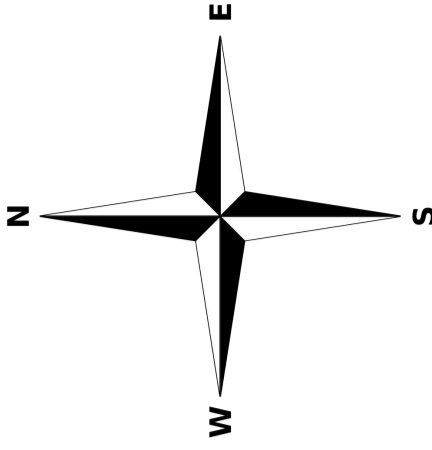






Harbor side



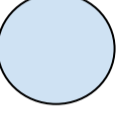

Encased in concrete



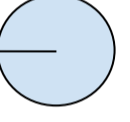
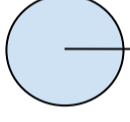
Encased in concrete



Encased in concrete



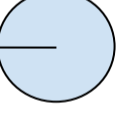
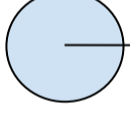
Encased in concrete



Deck ends here about 4' past the last piling under house

Double 10" C channel galvanized beams 20' long

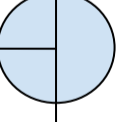
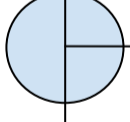
Encased in concrete



Deck starts here

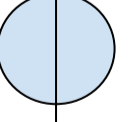
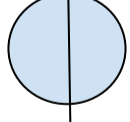
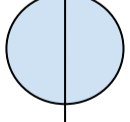
Double 10" C channel galvanized beams 20' long

Encased in concrete



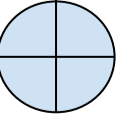
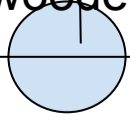
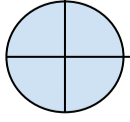
Double 10" C channel galvanized beams 20' long

Encased in concrete



No beams at all accross these pilings north to south.

Encased in concrete



No steel beams accross these pilings north to south.
Just rotten wooden beam here.

10' between piling center

Bulkhead

Breakwater side of boathouse #4 - West side