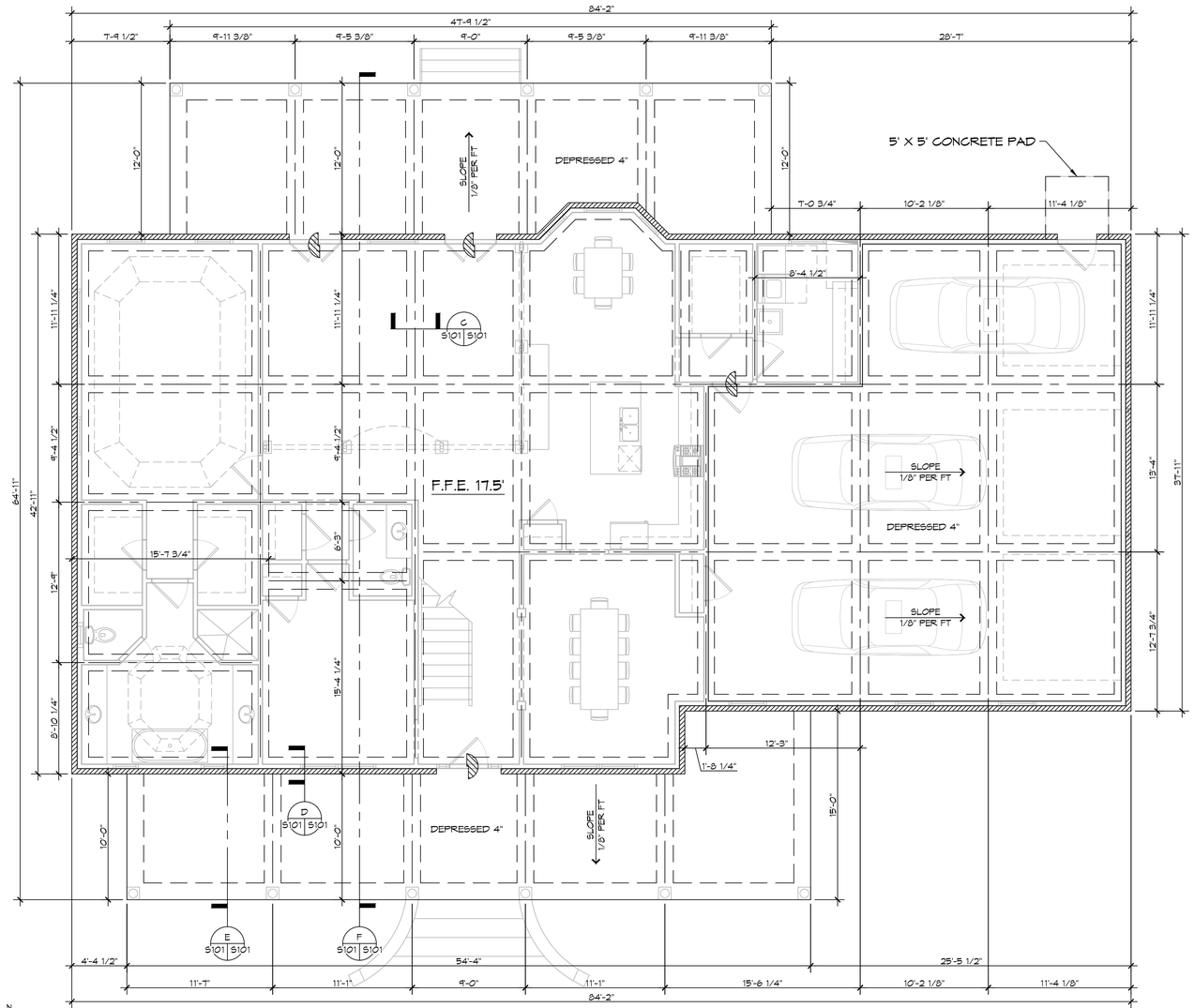

3 FOUNDATION PLAN

SCALE: 3/16"= 1'-0"

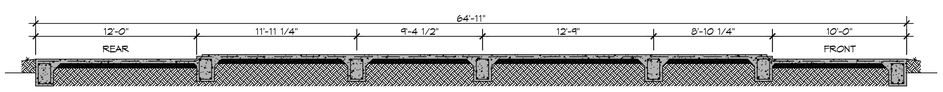

F FOUNDATION SECTION

SCALE: 3/16" = 1'-0"

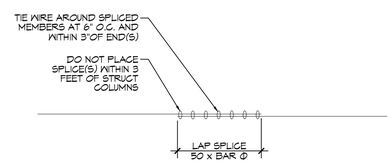

REBAR SPLICE

SCALE: 1/2" = 1' - 0"

FOUNDATION NOTES

1. ALL DIMENSIONS ARE EDGE OF CONCRETE (EOC) TO EDGE OF CONCRETE (EOC) UNLESS NOTED OTHERWISE.
2. VERIFY ALL PLUMBING ROUGH-IN LOCATIONS ON ARCHITECTURAL DWGS.
3. CONCRETE MIX SHALL HAVE A MINIMUM COMPRESSIVE STRENGTH OF 4000 PSI AT 28 DAYS. CONCRETE MIX SHALL BE IN ACCORDANCE WITH ACI-318.
4. ALL CONVENTIONAL REINFORCING STEEL SHALL MEET ASTM-A615 (GRADE 60).
5. TWO LAYER OF POLYETHYLENE VAPOR BARRIER SHALL BE PLACED UNDER ALL CONCRETE. VAPOR RETARDER TO BE MINIMUM 10 MIL, THICKNESS; ASTM E 1745 CLASS A, PERMEANCE LESS THAN 0.01 PERMS, EQUAL TO STEGO INDUSTRIES STEGO WRAP, ECOSHIELD-E 15 MIL BY EPRO, OR IRONBAR 15 BY FLATIRON FILMS. PROVIDE APPROPRIATE ACCESSORIES FOR A COMPLETE SYSTEM.
6. ALL MESH SHALL BE SECURELY SUPPORTED TO PREVENT BOTH VERTICAL AND HORIZONTAL MOVEMENT DURING CONCRETE PLACEMENT.
7. THE CONTRACTOR SHALL VERIFY ALL DROPS, OFFSETS, BRICK LEDGES, DIMENSIONS AND CONFIGURATIONS. CONTRACTOR MUST BE RESPONSIBLE FOR SAME. SEE ARCHITECTURAL DRAWINGS.
8. FILL, AS A MINIMUM QUALITY, SHALL BE 40% CLAY AND 60% SANDY MIXTURE, PLACED IN 6" LIFTS AND COMPACTED TO A MINIMUM OF 95% STANDARD PROCTOR. FOOTINGS ARE DESIGNED TO USE SOIL WITH A BEARING PRESSURE OF 2000 LBS. PER SQUARE FOOT OR MORE. IT IS RECOMMENDED THAT THE OWNER VERIFY ALLOWABLE SOIL BEARING PRESSURE CAPACITY BY CONTRACTING THE SERVICES OF A SOILS ENGINEERING COMPANY.
9. ALL SOIL BELOW SLAB SHALL RECEIVE TERMITE TREATMENT.

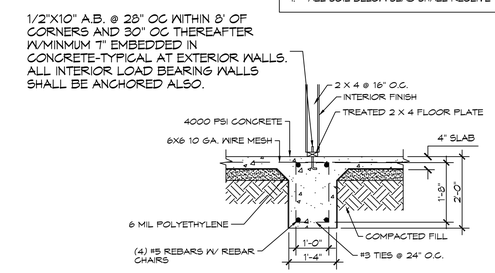

C 5101|5101 INTERIOR GRADE BEAM

SCALE: N.T.S

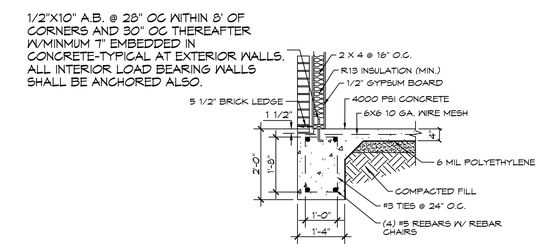

D 5101|5101 BRICK EXTERIOR GRADE BEAM

SCALE: N.T.S

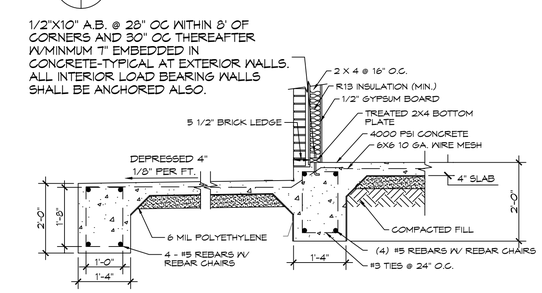

E 5101|5101 COVERED PORCH FOOTING

SCALE: N.T.S

DAMMON ENGINEERING, INC.
LOUISIANA & MISSISSIPPI
www.dammonengineering.com
info@dammonengineering.com
PH: 985.649.5832
Chief Engineer: Brian Mistich, PE
54 Old Spanish Trail
Slidell, LA 70458

#	DESCRIPTION	DATE

REVISIONS

SEAL:

HOUSE PLAN

DARRELL & CHARLETTE JOSEPH

LOT 31
CLABON DRIVE
SLIDELL, LA. 70460

THE CONTENTS OF THIS DRAWING, INCLUDING ALL DESIGNS, PLANS, ARRANGEMENTS, AND SIMILAR INFORMATION ARE THE PROPERTY OF DAMMON ENGINEERING, INC. THEY MAY NOT BE USED FOR ANY PURPOSE NOT SPECIFICALLY AGREED TO IN WRITING BY DAMMON ENGINEERING, INC. ANY REPRODUCTION IN PART OR WHOLE IN ANY FORM OR MANNER WITHOUT WRITTEN CONSENT OF DAMMON ENGINEERING, INC. IS PROHIBITED.

DATE: 04-08-2024
CHECKED BY: CKD
JOB No:
DRAWN BY: SCM

SHEET TITLE:
FOUNDATION PLAN

DRAWING NUMBER:

S101

SHEET No: 3 of 13