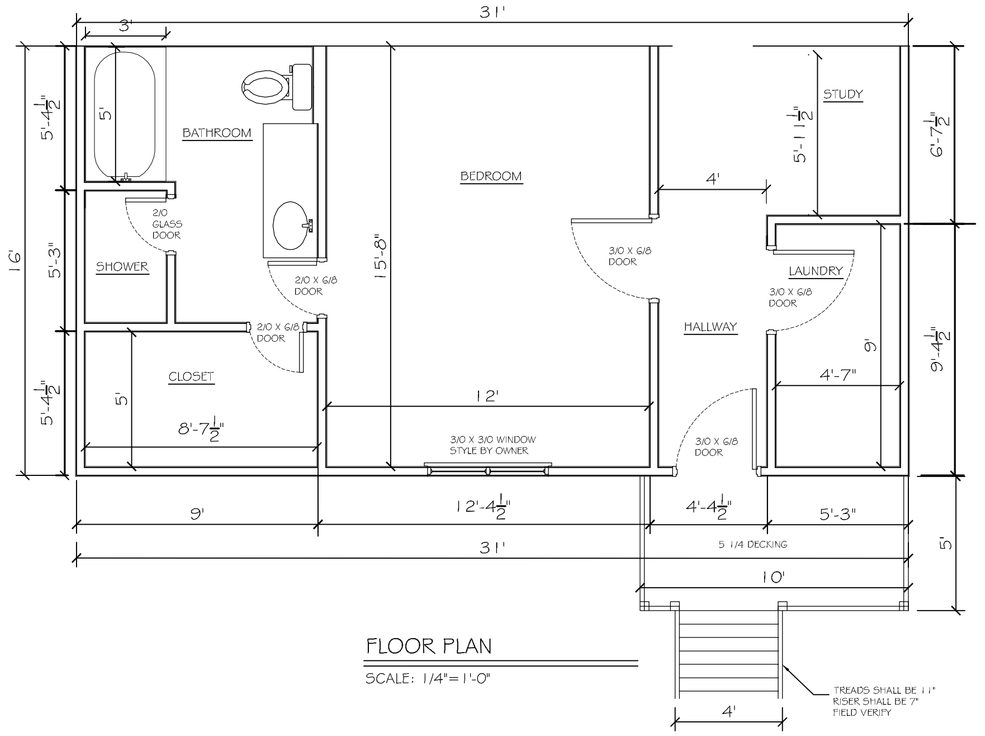

FLOOR PLAN

SCALE: 1/4"=1'-0"

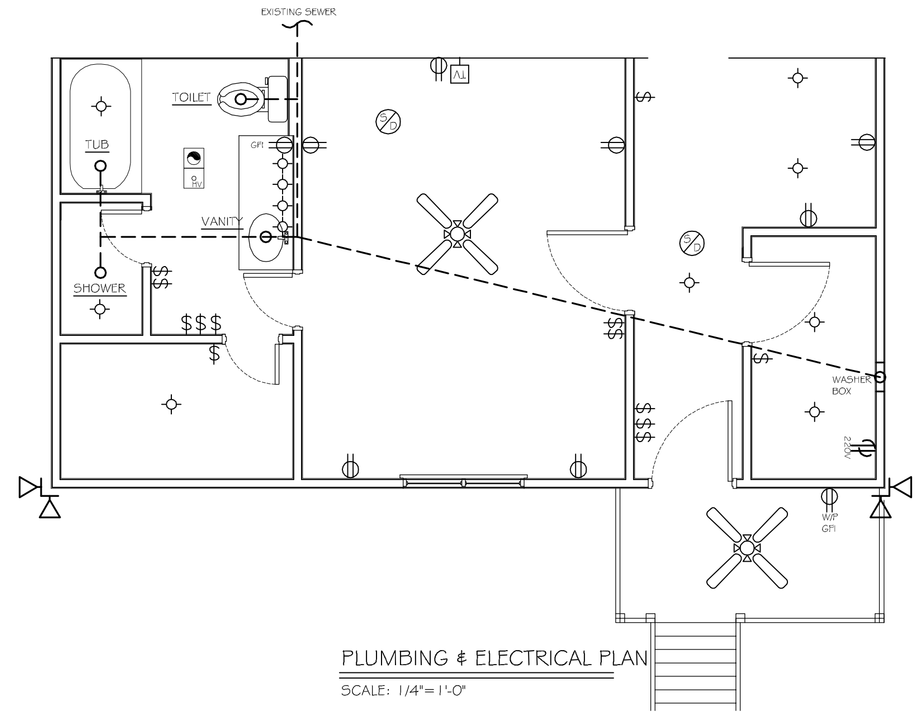

PLUMBING & ELECTRICAL PLAN

SCALE: 1/4"=1'-0"

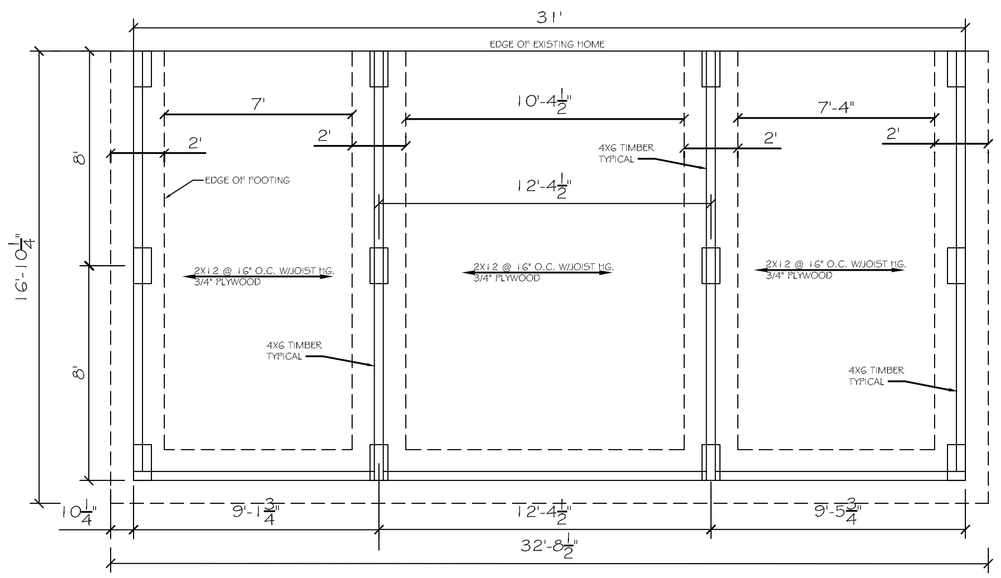

FOUNDATION PLAN

SCALE: 1/4"=1'-0"

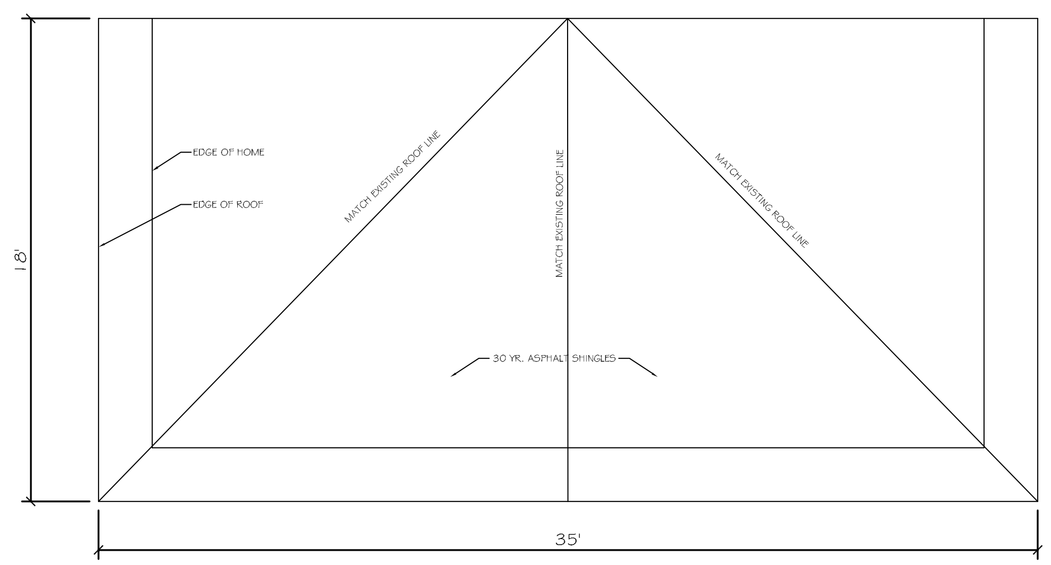

ROOF PLAN

SCALE: 1/4"=1'-0"

FOUNDATION NOTES:

1. CONTRACTOR SHALL FIELD VERIFY ALL DIMENSIONS, DEPRESSIONS PRIOR TO COMMENCING WORK.
2. DIRT SHALL BE INSTALLED IN 6" LIFTS AND COMPACTED TO 95% MAXIMUM DENSITY.
3. TREAT SOIL BELOW SLAB FOR TERMITES.
4. CONCRETE MIX SHALL BE 3000 PSI. MINIMUM.

DESIGN CRITERIA:

THE CONSTRUCTION FOR SAID RESIDENCE, WHERE BASIC WIND SPEED IS 130 MILES PER HOUR, WIND EXPOSURE ZONE C, IS DESIGNED IN ACCORDANCE WITH: AMERICAN FOREST AND PAPER ASSOCIATION (AF&PA) WOOD FRAME CONSTRUCTION MANUAL FOR ONE AND TWO FAMILY DWELLINGS (WFCM) 2001 EDITION AS WELL AS THE INTERNATIONAL RESIDENTIAL CODE (IRC) 2009 EDITION

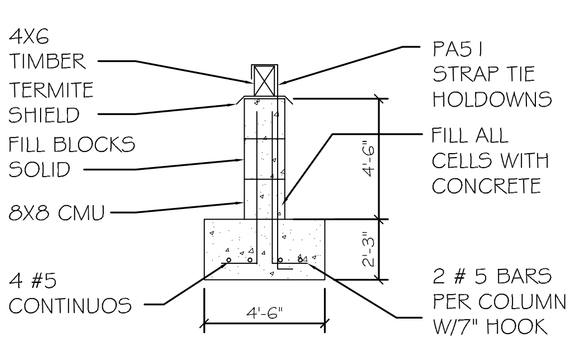

TYP. FOOTING SECTION

SCALE: N.T.S.

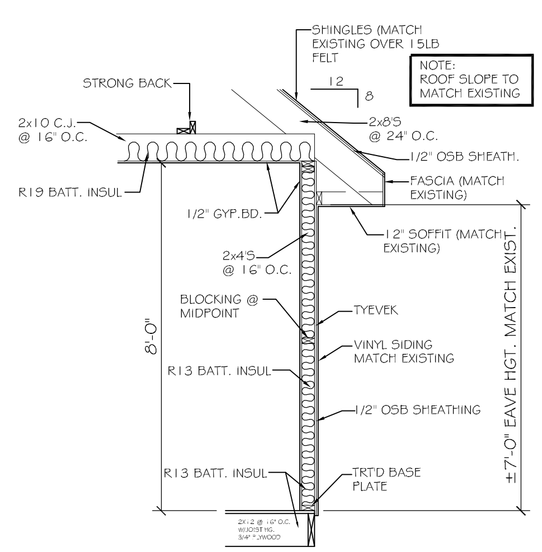

TYP. WALL SECTION

SCALE: N.T.S.

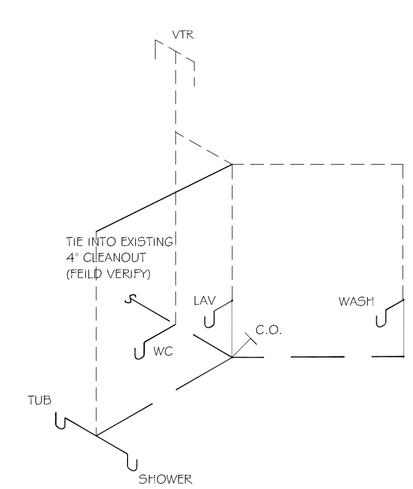

PLUMBING RISER

N.T.S.

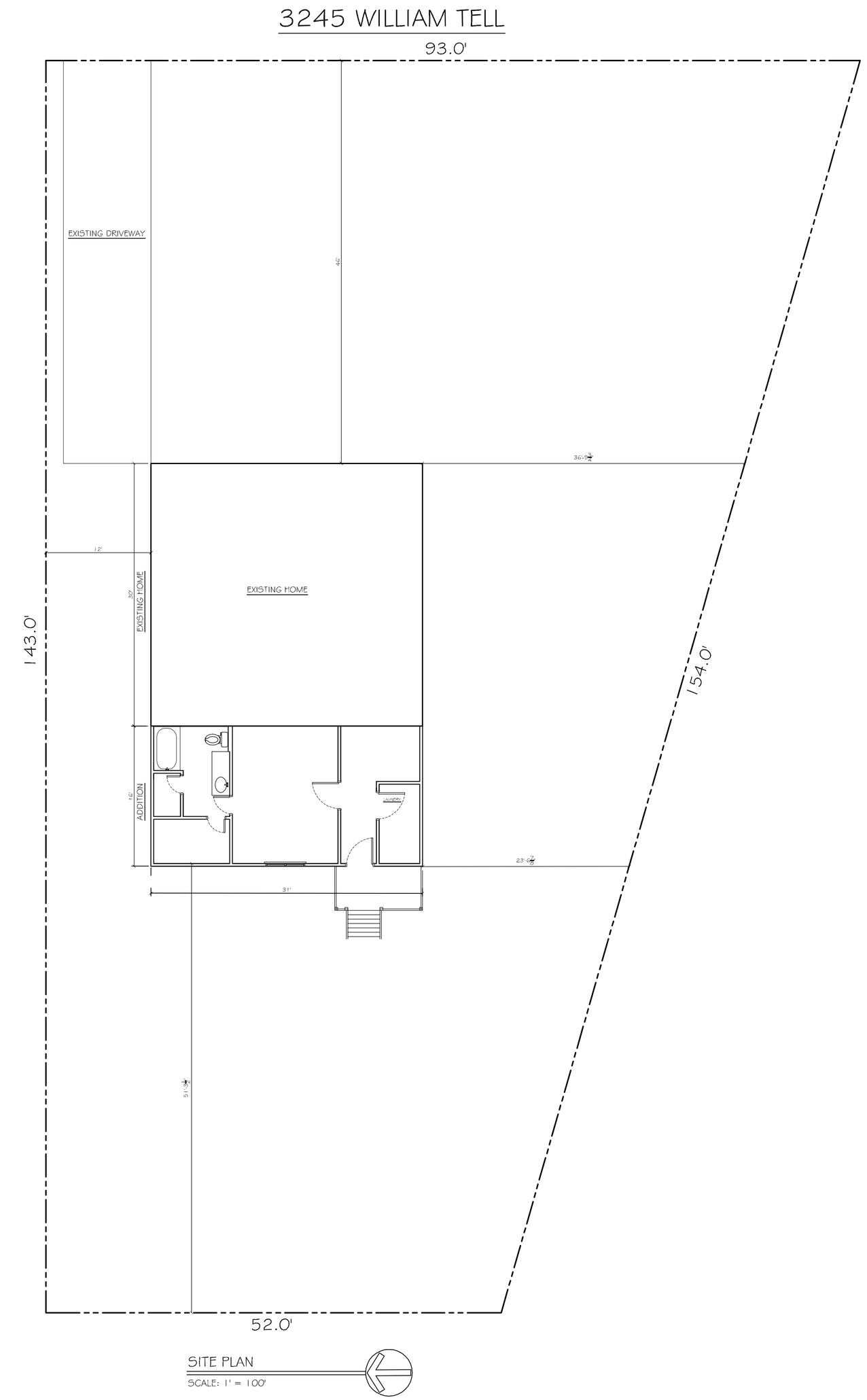

SITE PLAN

SCALE: 1" = 100'

DAMMON ENGINEERING, INC.
Architects & Engineers
CHIEF ENGINEER: EMMETT DAMMON, P.E.
CHIEF ARCHITECT: ROGER WILTSE
5544 OLD SPANISH TRAIL
SLIDELL, LA 70458
dammonengineering.com
dammon@bellsouth.net
PHONE: 985-649-5832
FAX: 985-641-5950

The above drawing and specifications, designs and arrangements represent the property and shall remain the property of Dammon Engineering and shall not be used for construction on any other site except by agreement in writing. Visual contact with these drawings and specifications shall constitute conclusive evidence of acceptance of these restrictions.

JOSH BEASLEY ADDITION
3245 WILLIAM TELL ST.
SLIDELL, LA 70458

JOB No: | DATE: 08-29-2013
DRAWN BY: CKD | CHECKED BY: CKD

REVISIONS

#	DESCRIPTION	DATE

SITE/ FLOOR PLANS

SHEET No: 01 OF 2

A-1