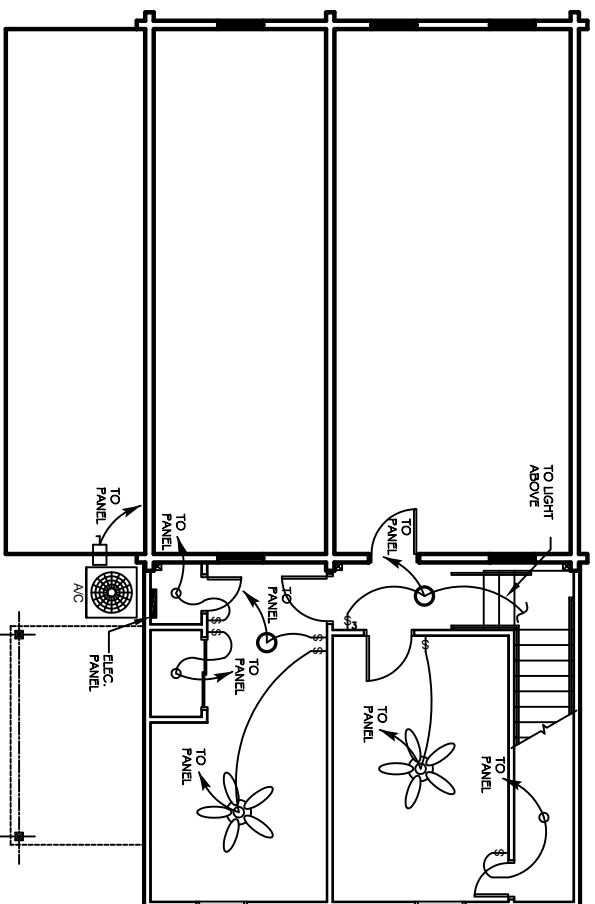
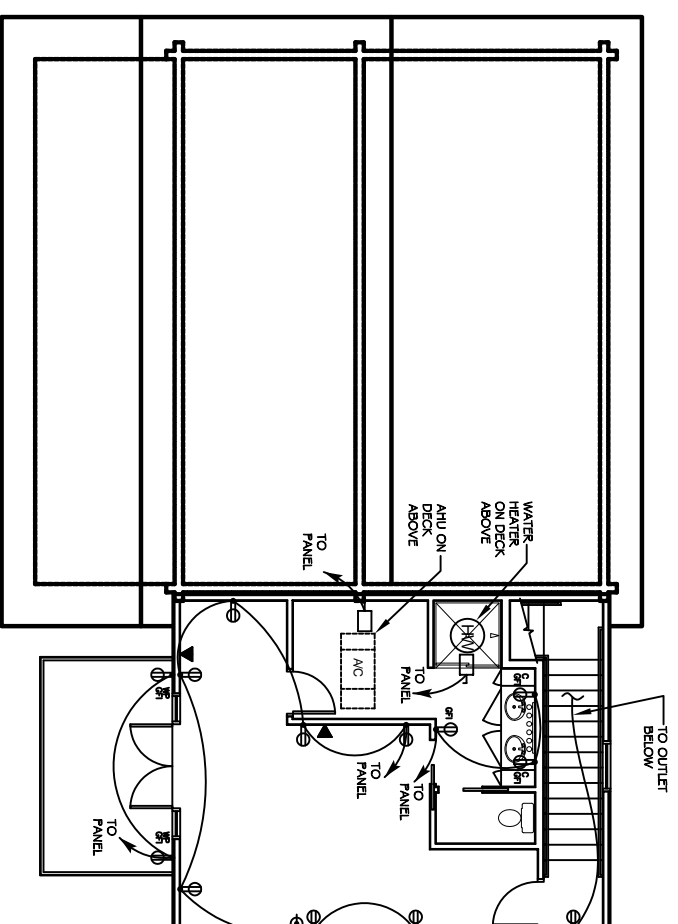


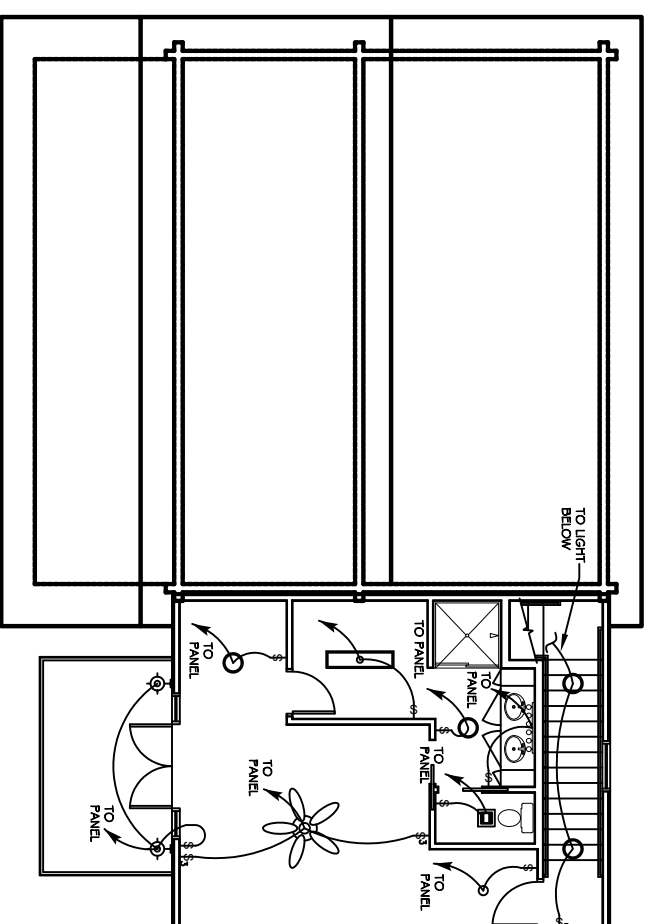
FIRST FLOOR POWER PLAN
SCALE: 3/16" = 1'



FIRST FLOOR LIGHTING PLAN
SCALE: 3/16" = 1'



SECOND FLOOR POWER PLAN
SCALE: 3/16" = 1'



SECOND FLOOR LIGHTING PLAN
SCALE: 3/16" = 1'


- POWER LEGEND**
- ⊖ - RECEPTACLE
 - ⊖ - GFI RECEPTACLE
 - ⊖ - WEATHER PROOF GFI RECEPTACLE
 - ⊖ - GFI RECEPTACLE COUNTER HEIGHT
 - ☎ - TELEPHONE
 - Ⓣ - TELEVISION
 - ⊖ - DISCONNECT
 - ⊖ - POWER PANEL

ELECTRICAL NOTES

1. LOCATE AIR HANDLING UNITS, WATER HEATERS, DUCTWORK, ETC. AT ATTIC PERIMETER AS MUCH AS POSSIBLE TO ALLOW FOR MAXIMUM UNRESTRICTED STORAGE.
2. PRE-WIRE HOUSE FOR SECURITY SYSTEM.
3. PROVIDE REOSTAT FOR CEILING FANS.
4. ALL ELECTRICAL WORK SHALL COMPLY WITH N.E.C. LATEST EDITION, IN EFFECT BY PARISH IF NECESSARY FOR THE PROPER INSTALLATION OF A CORRECTLY FUNCTIONING ELECTRICAL SYSTEM AS SHOWN ON THE DRAWINGS AND SPECIFIED HEREIN.
5. ALL WIRING TO BE COPPER.
6. ALL ELECTRICAL WORK TO BE CARRIED OUT BY LICENSED ELECTRICIAN.
7. ALL MATERIALS SHALL BE NEW AND U.L. LISTED UNLESS SPECIFICALLY DESIGNATED OTHERWISE.
8. CONTRACTOR SHALL VERIFY LOCATION OF EXISTING SERVICES AND DETERMINE CIRCUIT AVAILABILITY FOR PROPER CIRCUITRY PER CODE

LIGHTING LEGEND

- CEILING FAN WITH LIGHT FIXTURE
- GLOBE CEILING MOUNTED LIGHT FIXTURE
- 6-BULB HOLLYWOOD LIGHT FIXTURE
- " ceiling mounted fluorescent light symbol"/> - 1" CEILING MOUNTED FLUORESCENT LIGHT
- VENT LIGHT WITH EXHAUST FAN
- SINGLE BULB CEILING MOUNTED FIXTURE
- SURFACE MOUNTED EXTERIOR LIGHT FIXTURE
- SWITCH
- 3-WAY SWITCH
- POWER PANEL



DAMMON
ENGINEERING, INC.

CHIEF ENGINEER
EMMETT
DAMMON, P. E.
CHIEF ARCHITECT
ROBERT
WILTSE

1095 FLORIDA AVENUE
SLIDELL, LA. 70458
OFFICE: 985-649-5832
FAX: 985-641-5950

WEBSITE:
WWW.DAMMONENGINEERING.COM
EMAIL:
DAMMONENG@BELL-SOUTH.NET

ARCHITECTURE
ENGINEERING
STUDIES
PLANNING
INVESTIGATION
EXPERT WITNESS

ADDITION TO
LOUIS NEFF
LOG HOME AT 21
LOG CABIN LANE
SLIDELL, LA

ELECTRICAL
PLANS

REV:
SCALE: AS NOTED
JOB#: 2079
DATE: 10-11-10
SHEET 12

E-1