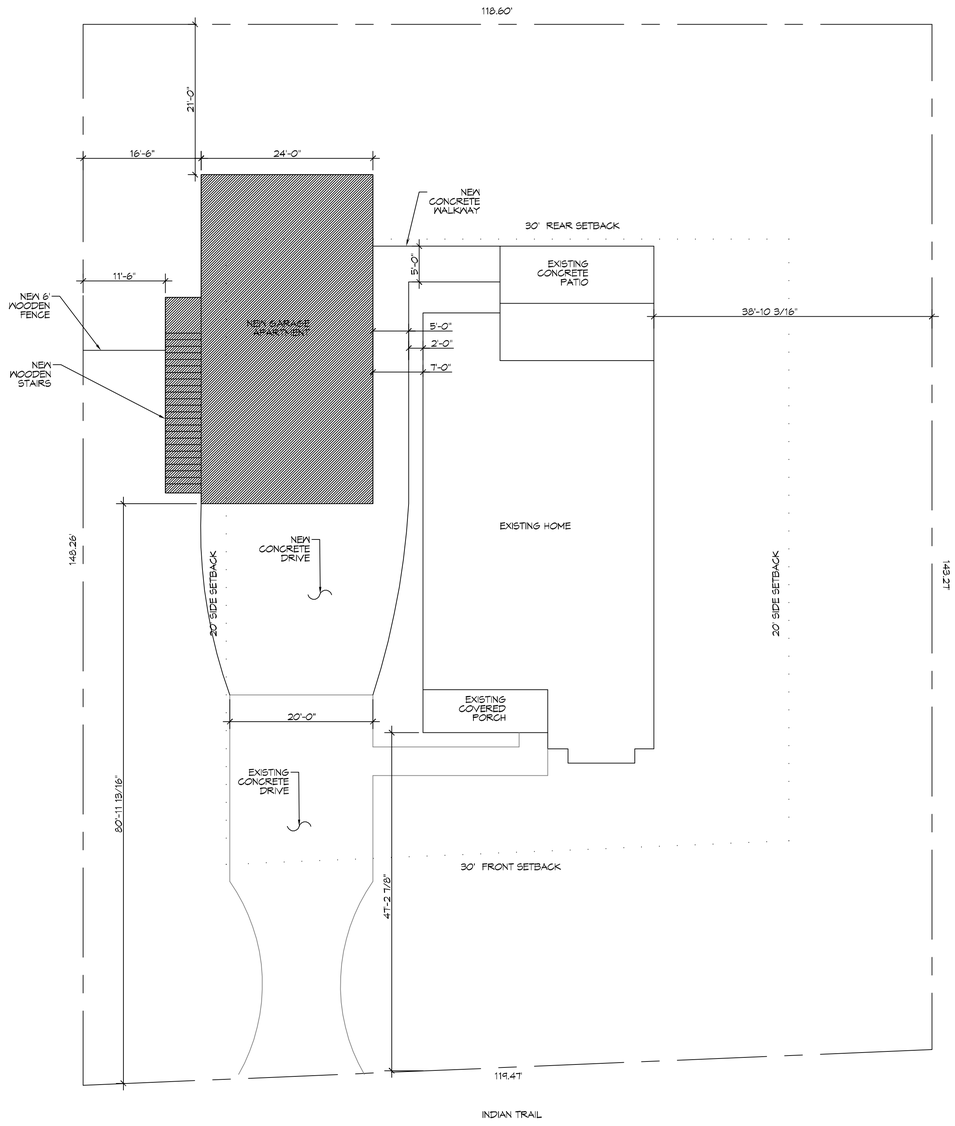

N

1 SITE PLAN
SCALE: 1"=10'-0"

DAMMON ENGINEERING, INC.

554 Old Spanish Trail
Slidell, LA 70458
PH: 985.649.5832

www.dammonengineering.com
info@dammonengineering.com
Fax: 985.641.5950

REVISIONS

#	DESCRIPTION	DATE

SEAL:

NEW GARAGE FOR:

RICK V. BETBEZE

72163 INDIAN TRAIL
ABITA SPRINGS, LOUISIANA 70458

JOB No:	2017
DATE:	03-29-2017
DRAWN BY:	CKD
CHECKED BY:	CKD

The client and/or other parties, entities, agents and representatives shall not, in any way, alter, change, or modify the contents of these plans, specifications, or other instruments of service, or any part thereof, without the express written consent of Dammon Engineering. The client and/or other parties, entities, agents and representatives shall not use these plans, specifications, or other instruments of service for any purpose other than the specific project for which they were prepared and intended. Dammon Engineering, Inc. shall not be responsible for any alterations, changes, or modifications made to these plans, specifications, or other instruments of service by any other parties, entities, agents and representatives.

SHEET TITLE:
SITE PLAN

DRAWING NUMBER:

C101

SHEET No: 1 of # 3

FILE NAME: J:_DESIGN\XXXX -Rick V Betbeze\Current Drawing\C101.dwg Site Plan.dwg PLOT DATE & TIME: Wednesday, March 29, 2017 8:01:40 AM

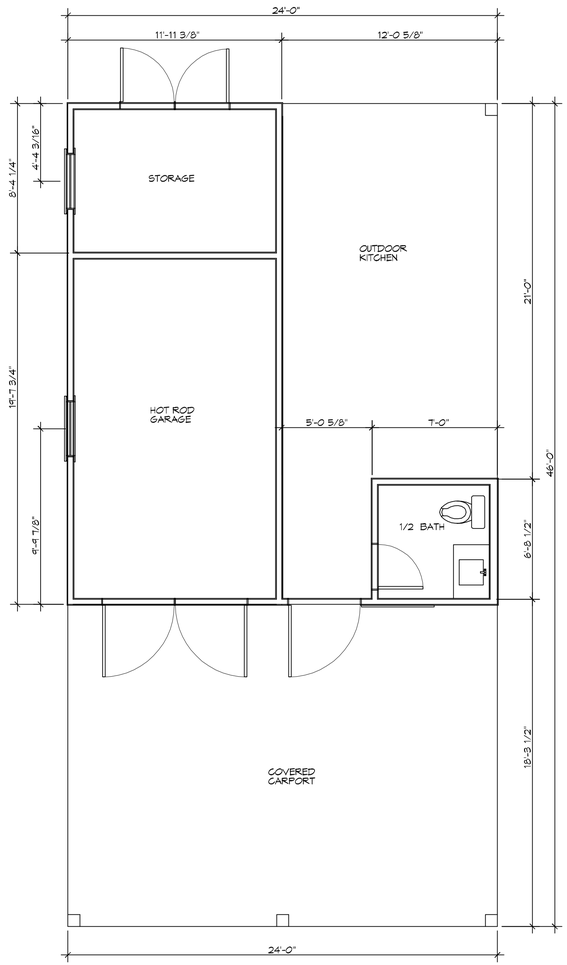

1 A101 | A101 LEVEL ONE LAYOUT
SCALE: 1/4" = 1'-0" ARCHITURAL

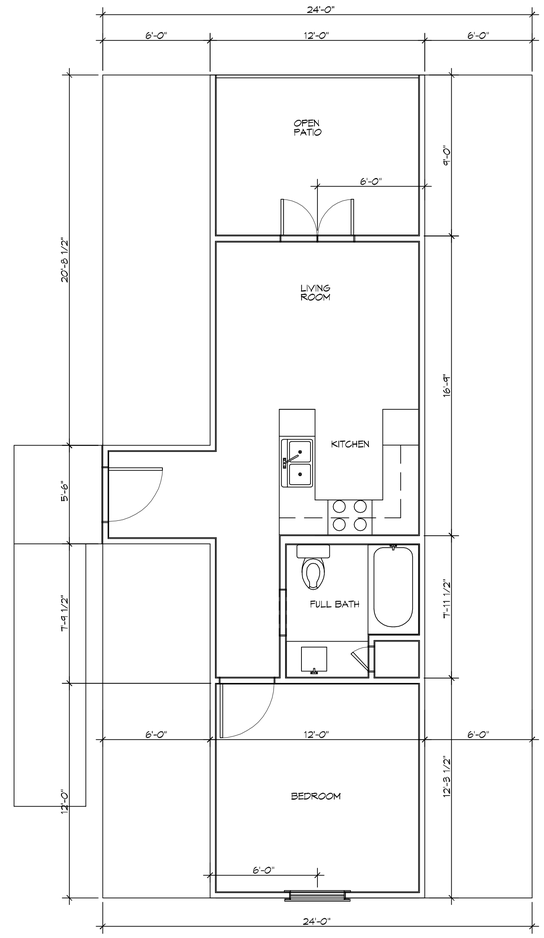

1 A101 | A101 LEVEL TWO LAYOUT
SCALE: 1/4" = 1'-0" ARCHITURAL

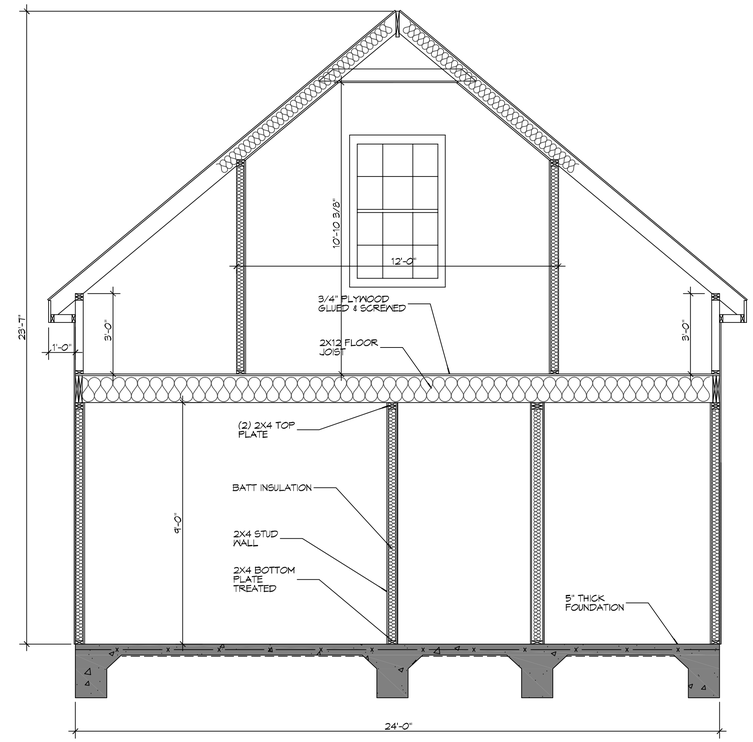

1 A101 | A101 SECTION
SCALE: 3/8" = 1'-0" ARCHITURAL

DAMMON ENGINEERING, INC.
www.dammonengineering.com
info@dammonengineering.com
Fax: 985.641.5950
554 Old Spanish Trail
Slidell, LA 70458
PH: 985.649.5832

#	DESCRIPTION	REVISIONS	DATE

SEAL:

NEW GARAGE FOR:

RICK V. BETBEZE

12163 INDIAN TRAIL
ABITA SPRINGS, LOUISIANA 70458

JOB No: | DATE: 03-24-2017
DRAWN BY: CKD | CHECKED BY: BAM

The drawings and specifications contained herein are the property of Dammon Engineering, Inc. and shall not be reproduced or used for other projects without the written consent of Dammon Engineering, Inc. Dammon Engineering, Inc. shall not be held liable for any changes made to these drawings and specifications without the written consent of Dammon Engineering, Inc. Dammon Engineering, Inc. shall not be held liable for any reuse of these drawings and specifications on other projects or for any other purpose than that for which they were prepared, or alteration thereof without written consent of Dammon Engineering, Inc. Dammon Engineering, Inc. shall not be held liable for any injuries or damages resulting from such reuse, alteration or other improper use of these drawings and specifications.

SHEET TITLE:
LEVEL ONE & LEVEL TWO LAYOUT

DRAWING NUMBER:
A101

SHEET No: 2 of # 3

3 A102 A102 REAR ELEVATION
SCALE: 1/4" = 1'-0" ELEVATION

4 A102 A102 FRONT ELEVATION
SCALE: 1/4" = 1'-0" ELEVATION

1 A102 A102 SIDE ELEVATION
SCALE: 1/4" = 1'-0" ELEVATION

1 A102 A102 SIDE ELEVATION
SCALE: 1/4" = 1'-0" ELEVATION

DAMMON ENGINEERING, INC.
554 Old Spanish Trail
Slidell, LA 70458
PH: 985.649.5832
www.dammonengineering.com
info@dammonengineering.com
Fax: 985.641.5950

REVISIONS

#	DESCRIPTION	DATE

SEAL:

NEW GARAGE FOR:
RICK V. BETBEZE
12163 INDIAN TRAIL
ABITA SPRINGS, LOUISIANA 70458

JOB No:	2017	DATE:	03-24-2017
DRAWN BY:	CKD	CHECKED BY:	BAK

This plans is being in an electronic format, hereinafter, and representing a product to be delivered by Dammon Engineering, Inc. (DEI) to the client, hereinafter, and upon receipt of payment in full for services, DEI does hereby convey the property of Dammon Engineering, and upon receipt of payment in full for services, DEI does hereby convey the property of the client, hereinafter