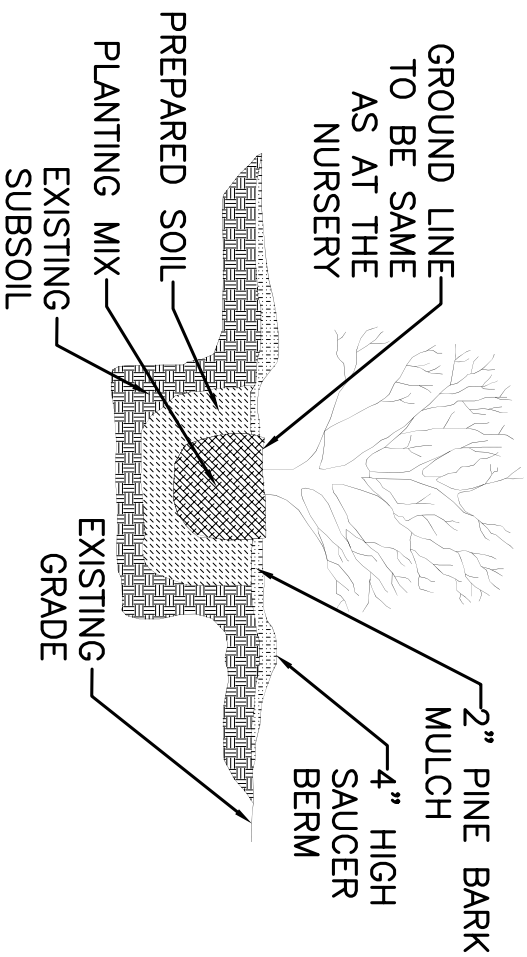


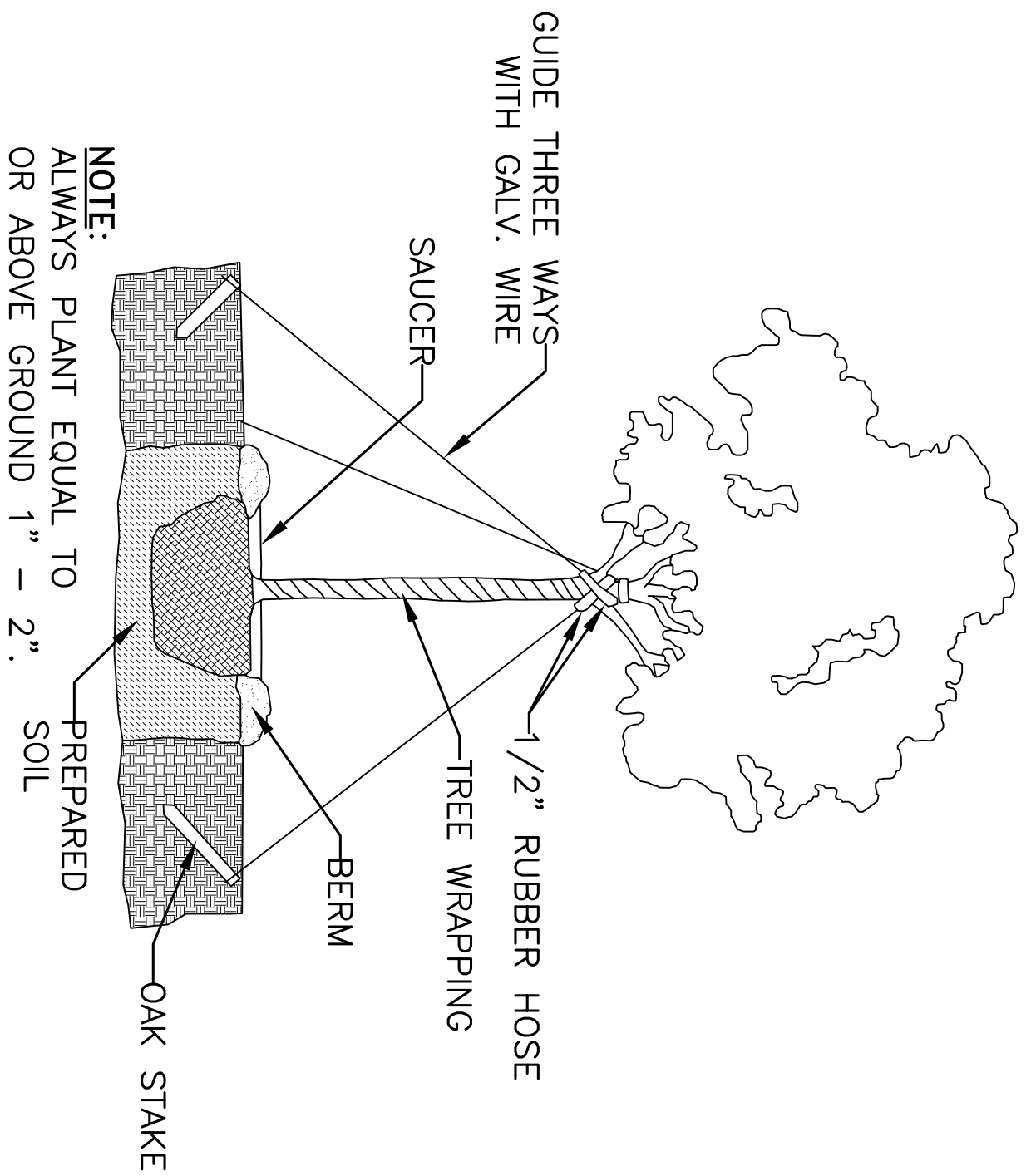
GROUND COVER DETAIL

N. T. S.



SHRUB DETAIL

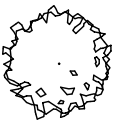
N. T. S.



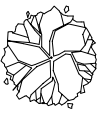
TYPICAL TREE PLANTING DETAIL

N. T. S.

LANDSCAPE LEGEND



- CRAPE TREE MINIMUM OF 10' TO 12' HIGH
CALIPER OF 2 1/2" MEASURED AT 2 FT. ABOVE THE GROUND
REQUIRED EVERY 20' – 25' O.C.




- NUTTALL OAK TREE MINIMUM OF 8' TO 10' HIGH
CALIPER OF 3" MEASURED AT 2 FT. ABOVE THE GROUND
REQUIRED EVERY 20' O.C.



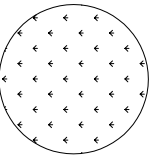
- LIVE OAK
CALIPER OF 3" MEASURED AT 2 FT. ABOVE THE GROUND
REQUIRED EVERY 20' O.C.



- DWARF CAMELLIA
SHALL NO EXCEED 4' IN HEIGHT AT MATURITY



- CYPRESS OR PINE TREE – MINIMUM OF 12' HIGH. CALIPER OF 4"



- MULCH (PINE NEEDLES OR BARK) WITH FLOWERBEDS PROVIDED
AT PEDESTRIAN WALKWAYS WHERE APPLICABLE