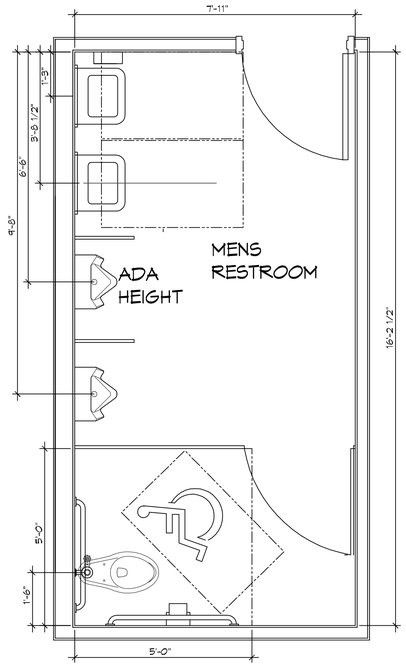

1 MENS RESTROOM
SCALE: 1/2" = 1'-0"

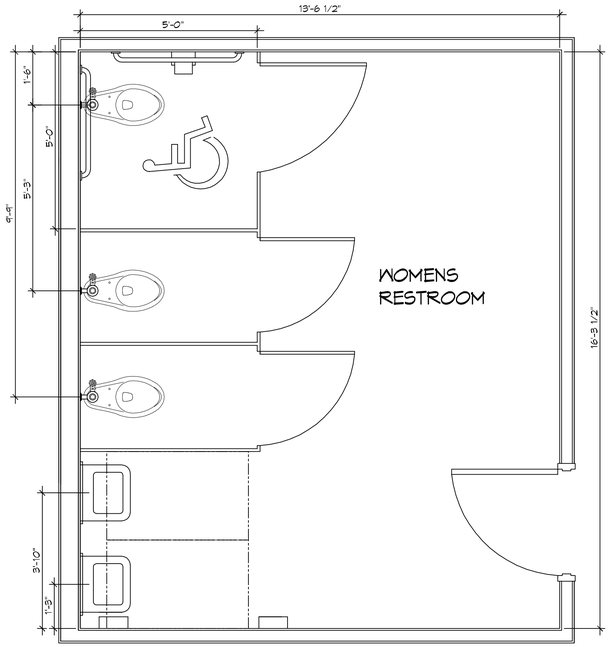

2 WOMENS RESTROOM
SCALE: 1/2" = 1'-0"

TOILETS:
KOHLER : 96057 FOR ADA TOILET W/FLUSH VALVE
KOHLER : 96053 FOR NON ADA TOILET W/FLUSH VALVE

SINKS:
KOHLER : K-2030-0 ADA WITH LEVER HANDLE

URNIALS : K-5016-ET-0 WALL MOUNTED W/FLUSH VALVE

PLUS ALL ACCESSORIES FOR A COMPLETE INSTALLATION.

FIELD VERIFY PRIOR TO ORDERING.

ACCESSIBILITY NOTES

DOOR CLEARANCE NOTES

ALCOVES SHALL COMPLY WITH THE CLEARANCES FOR FRONT APPROACHES.

DOOR HARDWARE SHALL BE LEVER TYPE.

MAX DOOR OPENING FORCE:
- INTERIOR HINGED DOORS: 5 LBF
- EXTERIOR HINGED DOORS: 8.5 LBF
- SLIDING OR FOLDING DOORS: 5 LBF

HARDWARE REQUIRED FOR ACCESSIBLE DOOR PASSAGE SHALL BE MOUNTED NO HIGHER THAN 48" AND NOT LESS THAN 34" ABOVE FINISHED FLOOR.

THE FLOOR OR GROUND AREA WITHIN THE REQUIRED CLEARANCES SHALL BE LEVEL AND CLEAR.

DOORWAYS SHALL HAVE A MINIMUM CLEAR OPENING OF 32" WITH THE DOOR OPEN 90°, MEASURED BETWEEN THE FACE OF THE DOOR AND THE OPPOSITE STOP. OPENINGS MORE THAN 24" IN DEPTH SHALL MAINTAIN 32" MIN CLEARANCE.

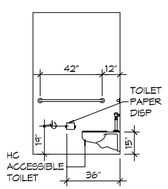

D INTERIOR ELEVATION

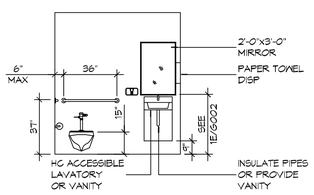

C INTERIOR ELEVATION

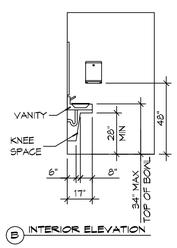

B INTERIOR ELEVATION

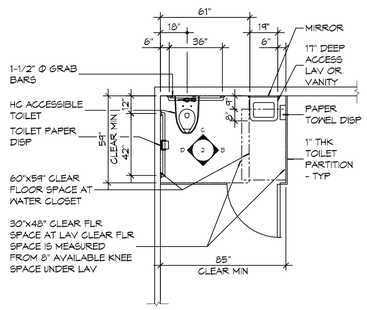

A FLOOR PLAN

2 RESTROOM CLEARANCES
SCALE: 1/4" = 1'-0"

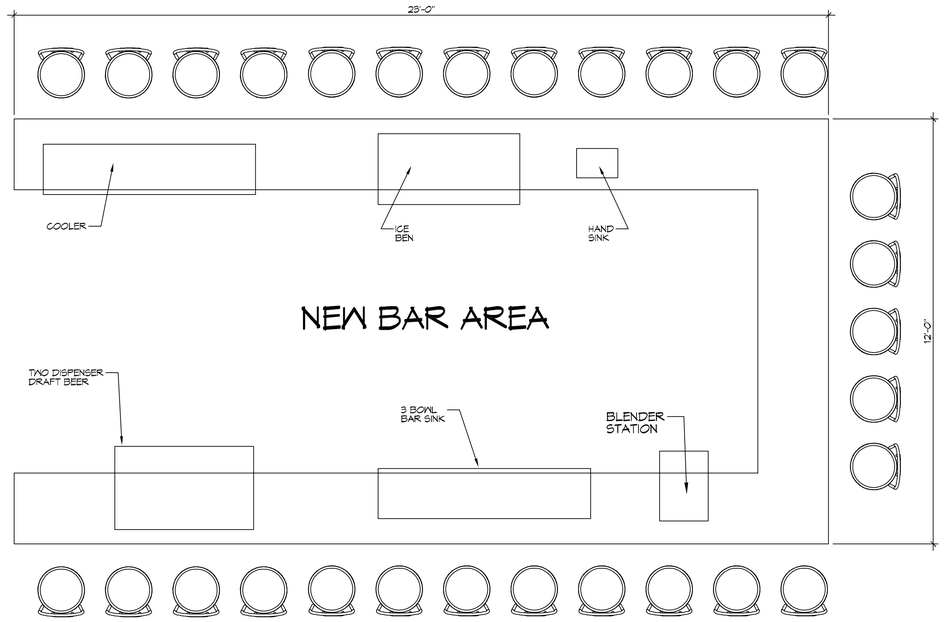

2 NEW BAR LAYOUT
SCALE: 1/2" = 1'-0"

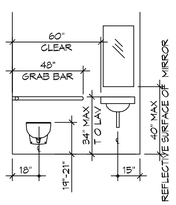

K TOILET

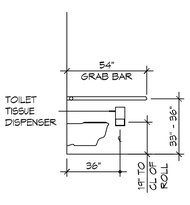

J TOILET

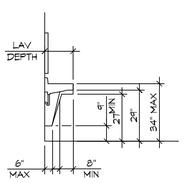

I TOILET

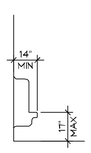

H URINAL

M TOILET PAPER DISP

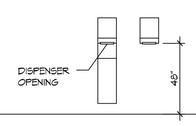

T TOWEL DISPENSER

S TAMPON VENDOR

R SANITARY NAPKIN

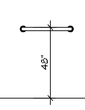

Q TOWEL BAR

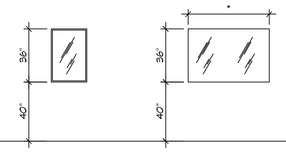

N O T E * - MATCH WIDTH OF COUNTER
40" IS TO REFLECTIVE SURFACE OF MIRROR

E MIRRORS

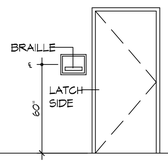

D SIGNAGE

1 MOUNTING HEIGHTS
SCALE: 1/4" = 1'-0"

DAMMON ENGINEERING, INC.
LOUISIANA & MISSISSIPPI
www.dammonengineering.com
info@dammonengineering.com
PH: 985.649.5832
Chief Engineer: Brian Mistich, PE
5566 Dufrayne Trail
Slidell, LA 70458

#	DESCRIPTION	DATE

REVISIONS

SEAL:

RENOVATION OF ADA BATHROOMS AND BAR
OSHAKA HABACHI
& SUSHI-ILL BAR
712 I-10 SERVICE ROAD
SLIDELL, LA 70461

JOB No: [#####] DATE: 10-16-17
DRAWN BY: CHECKED BY:

THIS DOCUMENT IS THE PROPERTY OF DAMMON ENGINEERING, INC. AND MAY NOT BE REPRODUCED OR USED FOR OTHER PROJECTS WITHOUT THE WRITTEN CONSENT OF DAMMON ENGINEERING, INC. ANY REPRODUCTION OR USE OF THIS DOCUMENT FOR OTHER PROJECTS OR ADDITIONS TO THIS PROJECT BY OTHERS IS THE SOLE RESPONSIBILITY OF THE OWNER AND/OR CLIENT WITHOUT WRITTEN CONSENT OF DAMMON ENGINEERING, INC. THIS DOCUMENT IS NOT TO BE USED FOR CONSTRUCTION UNLESS SIGNED BY A REGISTERED PROFESSIONAL ENGINEER.

SHEET TITLE:
ACCESSIBILITY INFORMATION

DRAWING NUMBER:
G102

SHEET No: 2 of 8

FILE NAME: J:\- RESTAURANT\Dallas\Drawings\Current Drawings\G102 - ADAA Information.dwg PLOT DATE & TIME: Thursday, October 19, 2017 3:37:42 PM