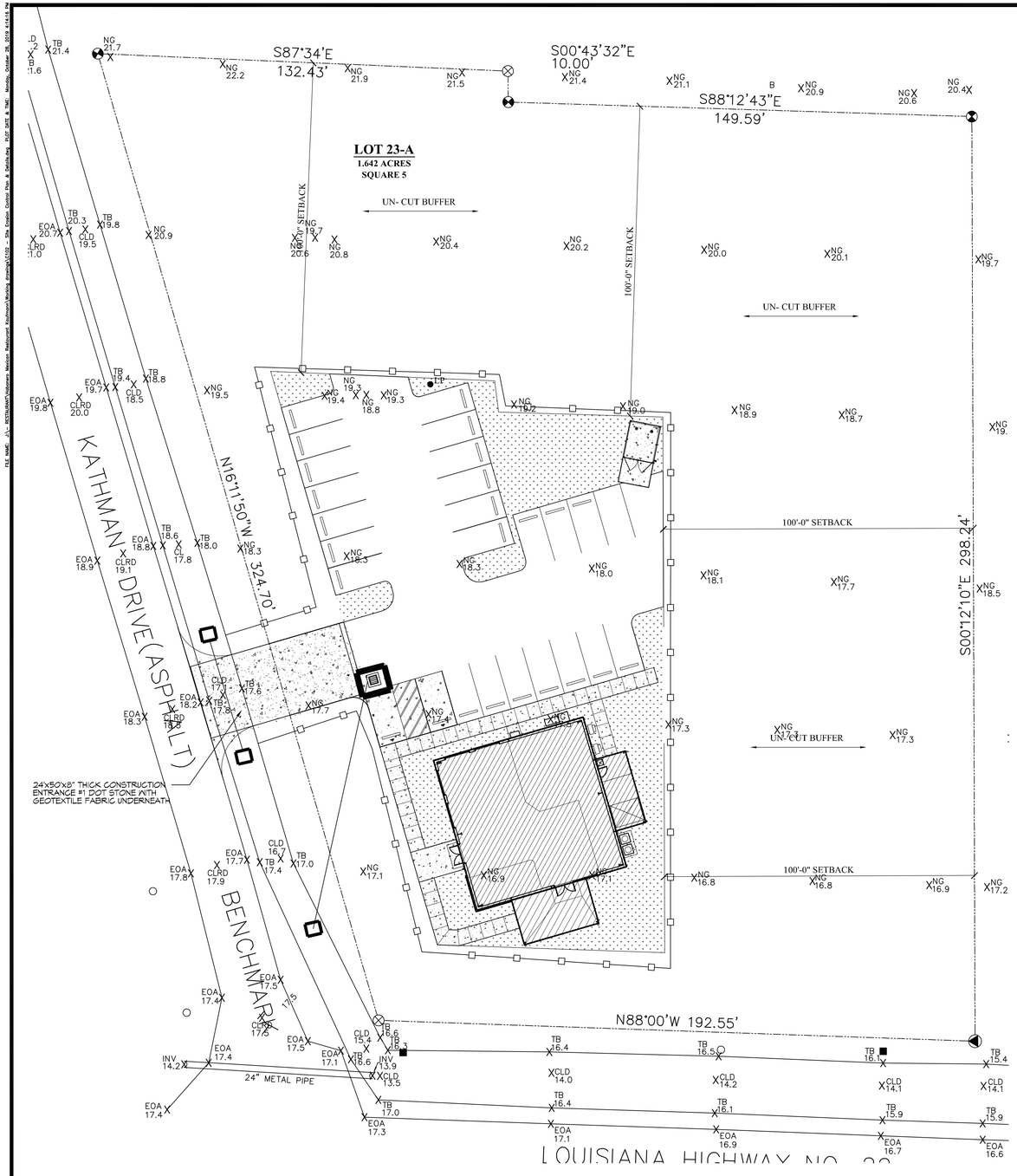

N

4 EROSION CONTROL PLAN
SCALE: 1" = 30'-0"

EROSION CONTROL FENCE NOTES:
THE TEMPORARY DROP INLET SILT TRAP IS TO BE USED IN SMALL DRAINAGE AREAS (LESS THAN 1 ACRE) WHERE THE STORM DRAIN IS FUNCTIONAL BEFORE THE AREA IS STABILIZED. THE TRAP CAN BE EITHER GEOTEXTILE FABRIC OR HAY BALES.

1. THE GEOTEXTILE FABRIC SHALL CONFORM TO SECTION 1014 (TYPE G) OF THE LA DOTD STANDARD SPECIFICATIONS.
2. WOODEN STAKES SUPPORTING THE FABRIC SHALL BE SPACED AROUND THE INLET AT A MAXIMUM SPACING OF 3 FEET.
3. THE HEIGHT OF THE FABRIC ABOVE THE INLET SHALL BE LIMITED TO 1'-6" AND THE BOTTOM OF THE FABRIC SHALL BE BURIED IN A TRENCH APPROXIMATELY 4" WIDE BY 4" DEEP. THE FABRIC SHALL BE STAPLED TO POST WITH 1/2" STAPLES.
4. THE TRAP SHOULD BE INSPECTED REGULARLY AND AFTER EACH STORM. THE SEDIMENT SHOULD BE REMOVED AND MAKE SURE EACH STAKE IS FIRMLY IN THE GROUND.

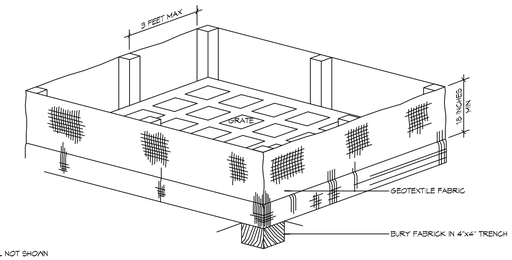

5 DETAIL
SCALE: NTS — EROSION CONTROL FENCE AT GRATE

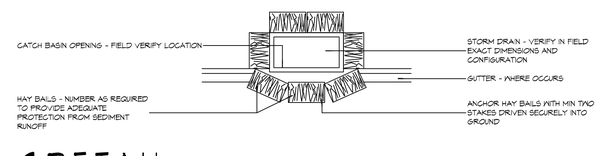

6 DETAIL
SCALE: NTS — CATCH BASIN PROTECTION

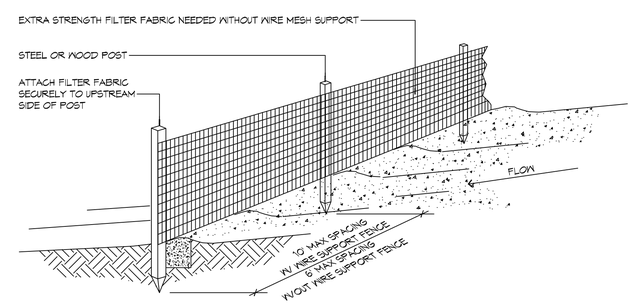

(A) SILT FENCE

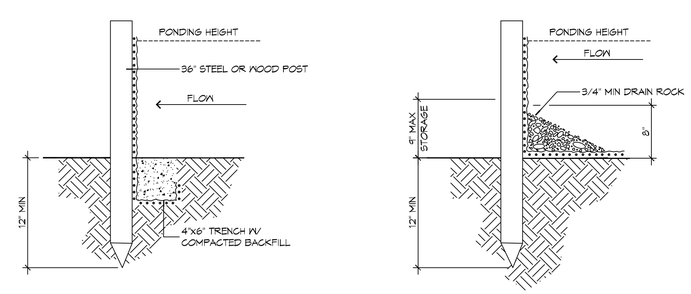

(B) SILT FENCE (C) FENCE WITH FENCE

7 DETAILS
SCALE: NTS — ERISION CONTROL FENCE AT PROPERTY LINE OR LIMITS OF CONSTRUCTION

GENERAL EROSION CONTROL NOTES

1. ALL APPLICABLE EROSION AND SEDIMENT CONTROL PRACTICES SHALL BE IN PLACE PRIOR TO ANY GRADING OPERATION AND/OR INSTALLATION OF PROPOSED STRUCTURES OR UTILITIES.
2. SOIL EROSION AND SEDIMENT CONTROL PRACTICES ON THIS PLAN SHALL BE CONSTRUCTED IN ACCORDANCE WITH STANDARDS OF THE AUTHORITY HAVING JURISDICTION.
3. APPLICABLE EROSION AND SEDIMENT CONTROL PRACTICES SHALL BE LEFT IN PLACE UNTIL CONSTRUCTION IS COMPLETED AND/OR THE AREA IS STABILIZED.
4. THE CONTRACTOR SHALL PERFORM ALL WORK, FURNISH ALL MATERIALS, AND INSTALL ALL MEASURES REQUIRED TO REASONABLY CONTROL THE SOIL EROSION RESULTING FROM CONSTRUCTION OPERATIONS AND PREVENT EXCESSIVE FLOW OF SEDIMENT FROM THE CONSTRUCTION SITE.
5. ANY DISTURBED AREA THAT IS TO BE LEFT EXPOSED FOR MORE THAN THIRTY (30) DAYS AND NOT SUBJECT TO CONSTRUCTION TRAFFIC SHALL IMMEDIATELY RECEIVE A TEMPORARY SEEDING AND FERTILIZATION IN ACCORDANCE WITH THE AUTHORITY HAVING JURISDICTION'S STANDARDS.
6. THE SITE SHALL BE AT ALL TIMES BE GRADED AND MAINTAINED SUCH THAT ALL STORMWATER RUNOFF IS DIVERTED TO SOIL EROSION AND SEDIMENT CONTROL FACILITIES.
7. ALL CATCH BASIN INLETS SHALL BE PROTECTED IN ACCORDANCE WITH THESE PLANS.
8. ANY WORK WITHIN THE ROADWAY OR ADJACENT TO THE ROADWAY CAUSING AN INTERFERENCE TO VEHICULAR TRAFFIC MUST CONFORM TO THE REQUIREMENTS SET FORTH BY THE UNIFORM MANUAL OF TRAFFIC CONTROL DEVICES OF THE STATE OF LOUISIANA. THE CONTRACTOR MUST FURNISH ALL NECESSARY TRAFFIC SIGNS AND/OR BARRICADES AND MAINTAIN THEM DURING CONSTRUCTION ACTIVITY.

SILT FENCE INSTALLATION NOTES

1. THE BASE OF BOTH END POSTS MUST BE AT LEAST 2'-4" ABOVE THE TOP OF THE SILT FENCE FABRIC ON THE MIDDLE POSTS FOR DITCH CHECKS TO DRAIN PROPERLY. USE A HAND LEVEL OR STRING LEVEL, IF NECESSARY, TO MARK BASE POINTS BEFORE INSTALLATION.
2. INSTALL POSTS 3 - 4 FEET APART IN CRITICAL WATER RETENTION AREAS AND 6 - 7 FEET APART ON STANDARD APPLICATIONS.
3. INSTALL POSTS 24" DEEP ON THE DOWNSTREAM SIDE OF THE SILT FENCE, AND AS CLOSE AS POSSIBLE TO THE FABRIC, ENABLING POSTS TO SUPPORT THE FABRIC FROM UPSTREAM WATER PRESSURE.
4. INSTALL POSTS WITH THE NIPPLES FACING AWAY FROM THE SILT FENCE FABRIC.
5. ATTACH THE FABRIC TO EACH POST WITH THREE TIES, ALL SPACED WITHIN THE TOP 8" OF THE FABRIC. ATTACH EACH TIE DIAGONALLY 45° THROUGH THE FABRIC, WITH EACH PUNCTURE AT LEAST 1" VERTICALLY APART. ADDITIONALLY, EACH TIE SHOULD BE POSITIONED TO HANG ON A POST NIPPLE WHEN TIGHTENED TO PREVENT SAGGING.
6. WRAP APPROXIMATELY 6" OF FABRIC AROUND THE END POSTS AND SECURE WITH 3 TIES.
7. NO MORE THAN 24" OF A 36" FABRIC IS ALLOWED ABOVE GROUND LEVEL.
8. THE INSTALLATION SHOULD BE CHECKED AND CORRECTED FOR ANY DEVIATIONS BEFORE COMPACTION. USE A FLAT-BLADED SHOVEL TO TUCK FABRIC DEEPER INTO THE SILT IF NECESSARY.
9. COMPACTING IS VITALLY IMPORTANT FOR EFFECTIVE RESULTS. COMPACT THE SOIL IMMEDIATELY NEXT TO THE SILT FENCE FABRIC WITH THE FRONT WHEEL OF THE TRACTOR, SKID STEER, OR ROLLER EXERTING AT LEAST 60 PSI OF PRESSURE. COMPACT THE UPSTREAM SIDE FIRST, AND THEN EACH SIDE TWICE FOR A TOTAL OF FOUR TRIPS.
10. SILT FENCE SHALL BE PLACED ON SLOPE CONTOURS TO MAXIMIZE PONDING EFFICIENCY.
11. INSPECT AND REPAIR FENCE AFTER EACH STORM EVENT AND REMOVE SEDIMENT WHEN NECESSARY. NINE INCH MAXIMUM RECOMMENDED STORAGE HEIGHT.
12. REMOVED SEDIMENT SHALL BE DEPOSITED TO AN AREA THAT WILL OT CONTRIBUTE SEDIMENT OFF-SITE AND CAN BE PERMANENTLY STABILIZED.

EROSION CONTROL LEGEND

HAY BAILS

SILT FENCE

www.dammonengineering.com
info@dammonengineering.com
PH: 985.649.5832

Chief Engineer: Brian Mistich, PE
554 Old Spanish Trail
Slidell, LA 70458

#	DESCRIPTION	DATE
	REVISIONS	

SEAL:

NEW OFFICE WAREHOUSE
ZEIGLER TREE & TIMBER, CO.

LA. HWY 1035 DEER CROSS DRIVE
MADISONVILLE, LA 70447

JOB No:	2383	DATE:	10-09-2019
DRAWN BY:	CKD	CHECKED BY:	BAK

This drawing, and all specifications, designs and arrangements represented herein, is the property of Dammon Engineering, Inc. and shall not be reproduced in whole or in part without the written consent of Dammon Engineering, Inc. and shall not be used on any other project. Dammon Engineering, Inc. and shall not be used on any other project. Dammon Engineering, Inc. and shall not be used on any other project.