

DAMMON ENGINEERING, INC.

dammonengineering.com

ARCHITECTS

ENGINEERS

CONSULTING

DESIGN

STUDIES

EXPERT WITNESS

554 Old Spanish Trail
Slidell, LA 70458

985-649-5832
FAX 985-641-5950

June 19, 2012

Mr. Benny Lin
Crazy Buffet
4439 Rangeline Rd.
Mobile, Al 36619

RE: New Restaurant
1100 Robert Road
Slidell, LA 70458

Dear Mr. Lin,

Thank you for the opportunity to propose our services for the referenced project. Dammon Engineering is pleased to provide you with our proposal to furnish engineering services for design of the exhaust hood and stove for your new restaurant to be located in the old Ryan's Steakhouse building at 1100 Robert Road in Slidell.

Our services will consist of design of the Kitchen Exhaust Hood and Stove only (models to be used are Hood = RSHS-48-120-24M; Char Broiler = AERB-36; Griddle Plate = ARMG-72), as well as submittal to the Fire Marshal for review of these two items only, not the entire building. Our services and/or fees *do not include* any additional plans or system designs.

We propose a fee of \$3,500.00 (Three Thousand Five Hundred Dollars) for the work stated above.

Dammon Engineering carries \$1,000,000 Professional/General Liability Insurance, Auto Insurance and Workmen's Compensation Insurance. We appreciate the opportunity to propose our services for this project.

Please indicate your acceptance of the above by signing below. If you have any questions, or require any further information, please feel free to call. We look forward to working with you.

Sincerely,



Emmett G. Dammon, Jr., P.E.

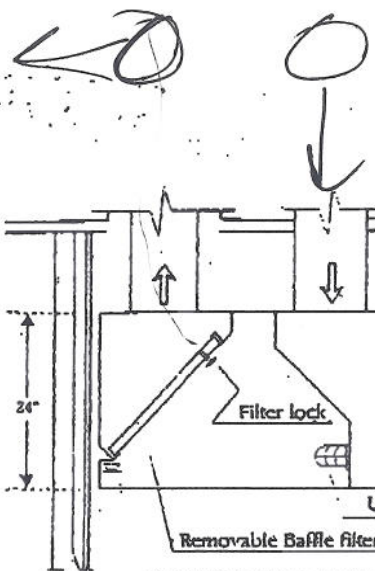
Accepted: _____

Mr. Benny Lin

Date: _____

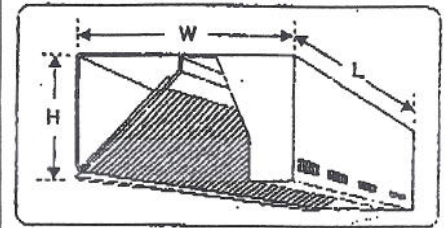
334-3450

212-~~33~~



BOX TYPE EXHAUST HOOD with make-up air

The hood is constructed not less than (No.20 MSG) in thickness with stainless steel. (NFPA 2-1.1)
 All seam, joints and penetrations of the hood enclosure that direct to and capture grease-laden vapors and exhaust gases shall have liquidtight continuous external weld to the hood's lower outermost perimeter. (NFPA 2-1.2)



Adjustable registers for fresh air return. (2-3) (2-3.1) (2-3.1.1)

UL listed vapor proof light with wire safety guard.

Removable Baffle filter is installed in 45 Degree. (3-1) (3-2.2) (3-2.3) (3-2.4) (3-2.5) UL listed. (821U)

Removable grease catcher (3-2.6)



420M SERIES

CUSTOM SIZE AVAILABLE

Model No.	Length Feet	Dimension			Filters	Total * CFM	Duct * Opening	Fan Recommended	
		W	L	H				Exhaust	Makeup air 85%
RSHS42-48-24M	4	42"	48"	24"	2	1400	101 Sq. In.	DU-33	S-10 1/4HP
RSHS42-60-24M	5	42"	60"	24"	2	1750	126 Sq. In.	DU-33	S-10 1/3HP
RSHS42-72-24M	6	42"	72"	24"	3	2100	151 Sq. In.	DU-50	S-10 1/2HP
RSHS42-84-24M	7	42"	84"	24"	3	2450	176 Sq. In.	DU-75	S-10 3/4HP
RSHS42-96-24M	8	42"	96"	24"	4	2800	202 Sq. In.	DU-75	S-12 1/2HP
RSHS42-108-24M	9	42"	108"	24"	4	3150	227 Sq. In.	BDU-182	S-12 1HP
RSHS42-120-24M	10	42"	120"	24"	5	3500	252 Sq. In.	BDU-183	S-12 1HP
RSHS42-144-24M	12	42"	144"	24"	6	4200	277 Sq. In.	BDU-203	S-15 1HP
RSHS42-168-24M	14	42"	168"	24"	7	4900	302 Sq. In.	BDU-204	S-15 1 1/2HP

NFPA STANDARD NO. 96 WALL TYPE HOOD WITH MAKE-UP AIR PLENUM

480M SERIES

CUSTOM SIZE AVAILABLE

Model No.	Length Feet	Dimension			Filters	Total * CFM	Duct * Opening	Fan Recommended	
		W	L	H				Exhaust	Makeup air 85%
RSHS48-48-24M	4	48"	48"	24"	2	1600	115 Sq. In.	DU-33	S-10 1/3HP
RSHS48-60-24M	5	48"	60"	24"	2	2000	144 Sq. In.	DU-50	S-10 1/3HP
RSHS48-72-24M	6	48"	72"	24"	3	2400	173 Sq. In.	BDU-514	S-10 1/2HP
RSHS48-84-24M	7	48"	84"	24"	3	2800	202 Sq. In.	BDU-182	S-12 1/2HP
RSHS48-96-24M	8	48"	96"	24"	4	3200	230 Sq. In.	BDU-183	S-12 1HP
RSHS48-108-24M	9	48"	108"	24"	4	3600	259 Sq. In.	BDU-183	S-15 3/4HP
RSHS48-120-24M	10	48"	120"	24"	5	4000	288 Sq. In.	BDU-184	S-15 3/4HP
RSHS48-144-24M	12	48"	144"	24"	6	4800	346 Sq. In.	BDU-204	S-15 1 1/2HP
RSHS48-168-24M	14	48"	168"	24"	7	5600	403 Sq. In.	BDU-205	S-15 1 1/2HP
RSHS48-192-24M	16	48"	192"	24"	8	6400	461 Sq. In.	BDU-245	S-15 2HP
RSHS48-216-24M	18	48"	216"	24"	10	7200	518 Sq. In.	BDU-246	S-18 2HP
RSHS48-240-24M	20	48"	240"	24"	11	8000	576 Sq. In.	BDU-305	S-18 3HP
RSHS48-264-24M	22	48"	264"	24"	12	8800	634 Sq. In.	BDU-306	S-18 5HP
RSHS48-288-24M	24	48"	288"	24"	13	9600	691 Sq. In.	BDU-307	S-18 5HP
RSHS48-312-24M	26	48"	312"	24"	14	10400	749 Sq. In.	BDU-307	S-18 5HP

NFPA STANDARD NO. 96 WALL TYPE HOOD WITH MAKE-UP AIR PLENUM



- * 1. Total CFM computed at 100 CFM per Sq. Ft.
- * 2. Duct opening computed for 2000 FPM air speed.


MEMBER OF NATIONAL FIRE PROTECTION ASSOCIATION. (NFPA)



251-382-2326
 AARON TAN

From: 傳真


BROILERS PROFESSIONAL SERIES



Model AECB-34
Shown with optional S/S landing ledge.

CHAR-ROCK BROILERS

- Heavy duty stainless steel front and sides.
- True char-broiled flavor with natural volcanic char rock. Juices drip onto the rocks resulting in searing flames and smoke that enhance flavor of food.
- Individually controlled 35,000 BTU S/S "H" shaped burners.
- Heavy duty reversible cast iron 5" x 21" top grates with grease runners to direct the run off to the removable grease trough.
- Provides attractive markings on the food.
- Top grates can be positioned flat or sloped.
- Limited one year parts and labor warranty.



CHAR-ROCK BROILERS


S/S STANDS

MODEL	W	D	H	BURNERS	BTU	(KW)	Ship Wt. Lbs (Kg)	LIST PRICE	MODEL	W	D	H	LIST PRICE
AECB-14	14"	24"	13-1/4"	1	35K	(10)	114 (52)	\$1360	ESS-14	39	(18)		\$565
AECB-24	24"	24"	13-1/4"	2	70K	(20)	169 (77)	1698	ESS-24	47	(12)		675
AECB-34	34"	24"	13-1/4"	3	105K	(30)	259 (118)	2685	ESS-34	50	(23)		840
AECB-44	44"	24"	13-1/4"	4	140K	(41)	327 (149)	3150	ESS-44	67	(30)		1050
AECB-54	54"	24"	13-1/4"	5	175K	(51)	411 (187)	4040	ESS-54	80	(36)		1295
AECB-64	64"	24"	13-1/4"	6	210K	(61)	465 (211)	4835	ESS-64	102	(46)		1425
AECB-74	74"	24"	13-1/4"	7	245K	(71)	540 (245)	5550	ESS-74	115	(52)		1550
AECB-84	84"	24"	13-1/4"	8	280K	(82)	600 (273)	6825	ESS-84	125	(57)		1975

- Landing ledge available upon request in 6", 8", 10" depths add \$150 per 12" section.
- 4" adjustable die cast steel legs \$165. 60" & 72" models require (set of 6) \$250.

- Casters for stands (set of 4) A35104 \$520
- Casters for stands (set of 6) A35105 \$280

CRATED DIMENSIONS: Height 20" (508) x Depth 30" (762) x Width add 5" (127) to broiler width.



Model AERB-36
Shown with optional 4" legs.

ECONOMY RADIANT CHAR-BROILERS

- Heavy duty stainless steel front and sides.
- Individually controlled 15,000 BTUs straight burners spaced 6" apart.
- Optimum heat distribution with heavy duty angled radiants.
- Radiants are removable for easy cleaning.
- Angled radiants control flare-up while still imparting the charbroiled flavor.
- Heavy duty reversible cast iron 3" x 21" top grates, with grease runners to direct the run off to the removable grease trough.
- Provides attractive markings on food.
- Full width grease pan removes for easy cleaning.
- Limited one year parts and labor warranty.

ECONOMY RADIANT CHAR-BROILERS

S/S STANDS

MODEL	W	D	H	BURNERS	BTU	(KW)	Ship Wt. Lbs (Kg)	LIST PRICE	MODEL	W	D	H	LIST PRICE
AERB-12	12"	29 1/2"	10 1/2"	2	30K	(8)	100 (45)	\$1775	ESS-12	35	(15)		\$495
AERB-16	16"	29 1/2"	10 1/2"	2	30K	(8)	127 (58)	2095	ESS-16	39	(18)		675
AERB-24	24"	29 1/2"	10 1/2"	4	60K	(17)	193 (88)	2380	ESS-24	47	(21)		675
AERB-30	30"	29 1/2"	10 1/2"	5	75K	(21)	240 (110)	2850	ESS-30	50	(23)		895
AERB-36	36"	29 1/2"	10 1/2"	6	90K	(26)	272 (124)	3125	ESS-36	54	(25)		895
AERB-48	48"	29 1/2"	10 1/2"	8	120K	(35)	355 (161)	4375	ESS-48	72	(33)		1095
AERB-60	60"	29 1/2"	10 1/2"	10	150K	(44)	380 (173)	6250	ESS-60	99	(45)		1295
AERB-72	72"	29 1/2"	10 1/2"	12	180K	(52)	534 (243)	7680	ESS-72	110	(50)		1485

- 4" adjustable die cast steel legs \$165. 60" & 72" models require (set of 6) \$250.

- Casters for stands (set of 4) A35104 \$520
- Casters for stands (set of 6) A35105 \$280

CRATED DIMENSIONS: Height 18" (457) x Depth 36" (914) x Width add 5" (127) to broiler width.




*Must specify type of gas and elevation if over 2000 ft. when ordering.



GRIDDLES PROFESSIONAL SERIES

MANUAL & THERMOSTATIC GRIDDLES

- Stainless steel rugged exterior body.
- Highly polished steel griddle plates in 3/4" & 1" thicknesses.
- "U" shaped burners for every 12" of griddle surface for even cooking.
- 21" cooking depth, standard.
- 3" splash guard standard.
- Stainless steel pilots for instant ignition on each 30,000 BTU burner.
- 3 1/2" wide S/S grease trough and a large grease pan.
- Limited one year parts and labor warranty.



Model ARMG-36

MANUAL		THERMOSTATIC		3/4" THICK GRIDDLE PLATE			S/S STANDS			
MODEL	LIST PRICE	MODEL	LIST PRICE	SIZE	BURNERS	BTU	COOKING SURFACE	MODEL	COOKING SURFACE	LIST PRICE
ARMG-12	\$1630	ARTG-12	\$2350	12" 30" 10 1/2"	1	30K (9)	100 (45)	ESS-12	35 (15)	\$495
ARMG-24	1730	ARTG-24	2465	24" 30" 10 1/2"	2	60K (18)	220 (100)	ESS-24	47 (21)	675
ARMG-36	2480	ARTG-36	3395	36" 30" 10 1/2"	3	90K (26)	300 (136)	ESS-36	54 (25)	895
ARMG-48	3250	ARTG-48	4325	48" 30" 10 1/2"	4	120K (35)	365 (166)	ESS-48	72 (33)	1085
ARMG-60	4180	ARTG-60	5698	60" 30" 10 1/2"	5	150K (44)	500 (227)	ESS-60	99 (45)	1295
ARMG-72	5480	ARTG-72	6575	72" 30" 10 1/2"	6	180K (53)	600 (273)	ESS-72	110 (50)	1550

- Casters for stands (set of 4) A35104 \$520
- Casters for stands (set of 6) A35105 \$280

MANUAL		THERMOSTATIC		1" THICK GRIDDLE PLATE			S/S STANDS			
MODEL	LIST PRICE	MODEL	LIST PRICE	SIZE	BURNERS	BTU	COOKING SURFACE	MODEL	COOKING SURFACE	LIST PRICE
ARMG-112	\$1880	ARTG-112	\$2575	12" 30" 10 1/2"	1	30K (9)	114 (52)	ESS-12	35 (15)	\$495
ARMG-124	2050	ARTG-124	3368	24" 30" 10 1/2"	2	60K (18)	254 (115)	ESS-24	47 (21)	675
ARMG-136	2795	ARTG-136	3925	36" 30" 10 1/2"	3	90K (26)	343 (156)	ESS-36	54 (25)	895
ARMG-148	3665	ARTG-148	5045	48" 30" 10 1/2"	4	120K (35)	438 (199)	ESS-48	72 (33)	1085
ARMG-160	4500	ARTG-160	6190	60" 30" 10 1/2"	5	150K (44)	600 (273)	ESS-60	99 (45)	1295
ARMG-172	5578	ARTG-172	7390	72" 30" 10 1/2"	6	180K (53)	700 (318)	ESS-72	110 (50)	1550

- 4" legs set of 4 \$165. 60" & 72" models require set of 6 legs. \$250.
 - For 24" deep cooking surface (griddle plate) add 20% to the list price.
- CRATED DIMENSIONS:** Height 20" (508) x Depth 36" (914) x Width add 5" (127) to width.

- Casters for stands (set of 4) A35104 \$520
- Casters for stands (set of 6) A35105 \$280



MADE IN USA

*Must specify type of gas and elevation if over 2000 ft. when ordering.