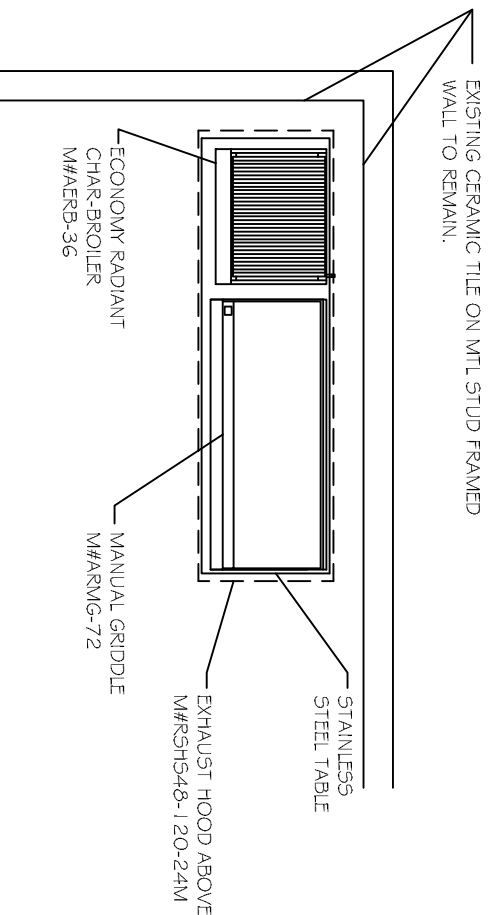
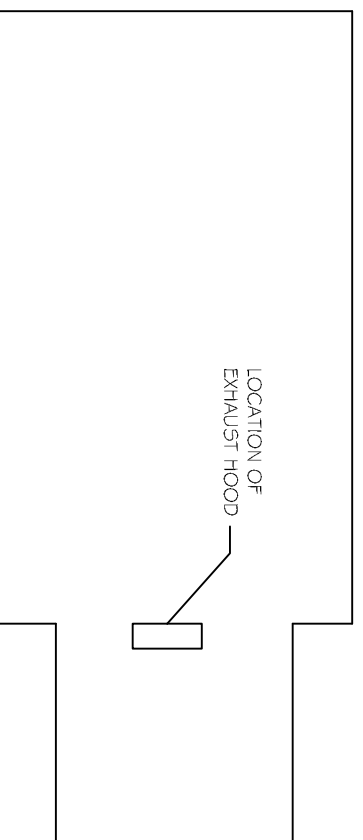


ELECTRICAL PARTIAL-ROOF PLAN  
N.T.S.

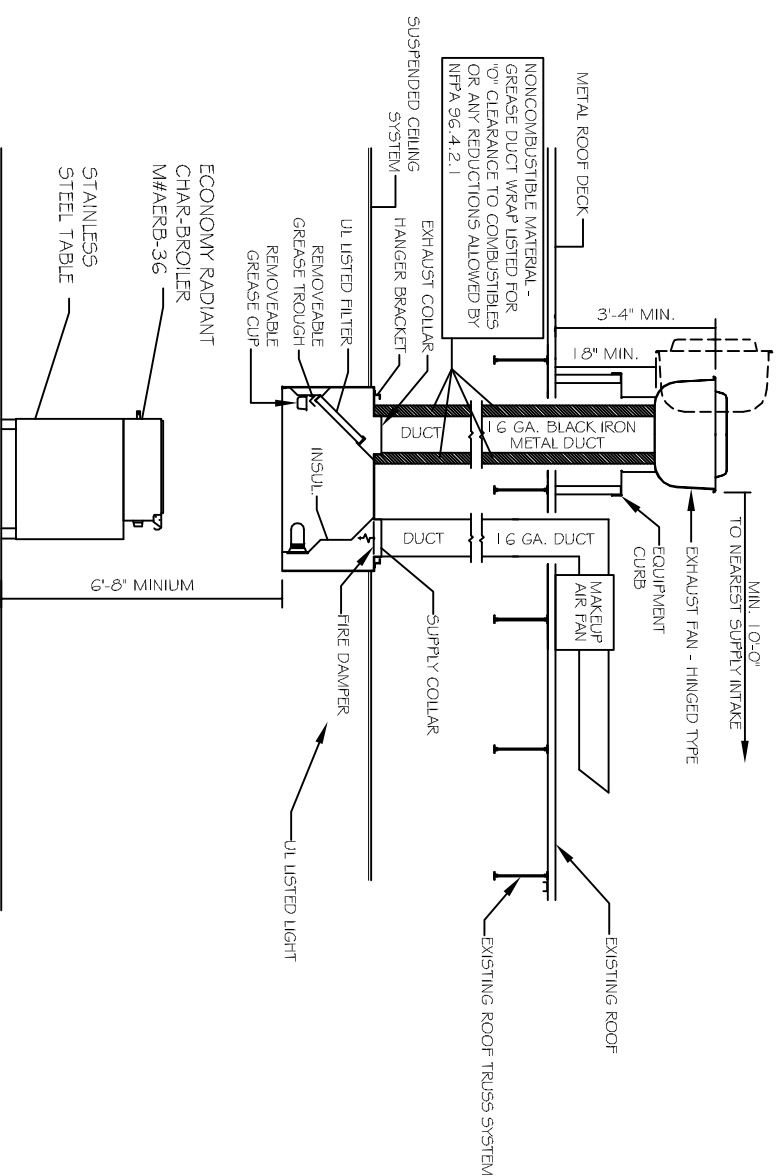


PARTIAL PLAN VIEW OF COOKING EQUIPMENT  
N.T.S.



EXISTING BUILDING / EXHAUST HOOD LOCATION  
N.T.S.

HOOD INFORMATION TABLE							
MODEL	LGTH	W	L	H	FILTERS TOTAL CFM	FAN RECOMMEND	
RSH548-120-24M	10'	48"	120"	24"	5	4000	288 SQ. IN. BDU-184
							5-1/2 3/4 HP



TYPICAL HOOD & DUCT INSTALLATION  
W/CLEARANCE REDUCTION MATERIALS TO PROTECT COMBUSTIBLES  
NOT TO SCALE

**KITCHEN HOOD SYSTEM NOTES**

1. DRAWINGS ARE DRAWN DIAGRAMATIC. FIELD VERIFY ALL RELATED CONDITIONS & WIRING SIZES, LOCATIONS, GAS ROUTES, AND CONDITIONS PRIOR TO INSTALLATION OF HOOD.
2. REFERENCE SPECIFICATIONS FOR ADDITIONAL REQUIREMENTS.
3. SUBCONTRACTOR TO SUBMIT SHOP DRAWINGS AND REVIEW PACKAGE SUITABLE FOR FIRE MARSHAL KITCHEN HOOD CHEMICAL FIRE SUPPRESSION SYSTEM REVIEW.
3. PROVIDE GAS SHUTOFF VALVE FOR ALL EQUIPMENT UNDER HOOD CONNECTED TO HOOD EXHAUST SYSTEM.
4. PROVIDE SHUNT TRIP BREAKERS FOR ALL EQUIPMENT UNDER HOOD CONNECTED TO HOOD EXHAUST SYSTEM.



**DAMMON**  
ENGINEERING, INC.

CHIEF ENGINEER  
EMMETT  
DAMMON, P.E.  
CHIEF ARCHITECT  
ROBERT  
WILTSE

554 OLD SPANISH TRAIL  
SLIDELL, LA. 70458  
OFFICE: 985-649-5632  
FAX: 985-641-5950

WEBSITE:  
WWW.DAMMONENGINEERING.COM/  
EMAIL:  
DAMMONENG@BELL.SOUTH.NET

ARCHITECTURE  
ENGINEERING  
STUDIES  
PLANNING  
INVESTIGATION  
EXPERT WITNESS

CRAZY  
BUFFETT  
1100 ROBERT ROAD  
SLIDELL, LA  
70458

NEW EXHAUST  
HOOD,  
GRIDDLE &  
CHAR-BROILER

REV:

SCALE: AS NOTED

JOB#:

DATE: 07-09-12

SHEET

A-1

OF