ALL SIGNS SHALL COMPLY WITH U.S. DEPARTMENT OF TRANSPORTATION, FEDERAL HIGHWAY ADMINISTRATION'S "MANUAL OF UNIFORM TRAFFIC CONTROL DEVICES", LOCAL CODES AND AS SPECIFIED. MOUNT SIGNS TO POST IN ACCORDANCE WITH MANUFACTURER'S INSTRUCTIONS.

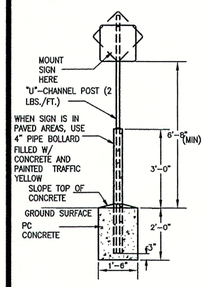

STANDARD SIGN BASE
N.T.S.

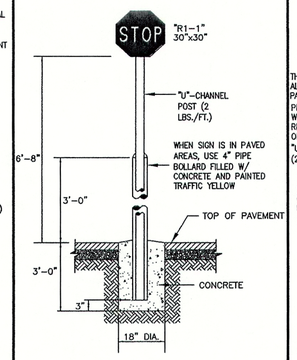

STOP SIGN W/ PIPE BOLLARD
N.T.S.

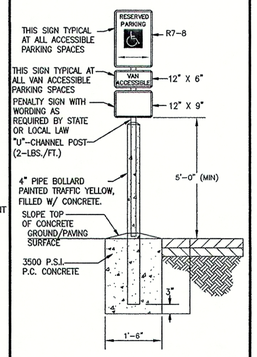

ACCESSIBLE PARKING SIGN
N.T.S.

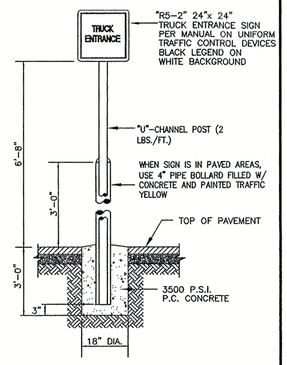

TRUCK ENTRANCE SIGN DETAIL
N.T.S.

NOTE:
1. ALL HYDRANTS TO BE SET PLUMB W/ NOZZLE FACING STREET UNLESS OTHERWISE SPECIFIED BY FIRE DEPARTMENT
2. ALL CONCRETE TO BE 2500 PSI P.C. CONCRETE
3. FIRE HYDRANT ASSEMBLY INCLUDES GATE VALVE AND APPURTENANCES

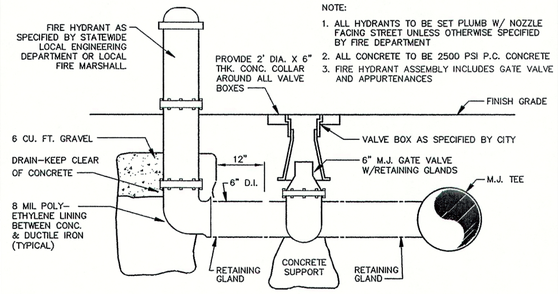

FIRE HYDRANT ASSEMBLY
N.T.S.

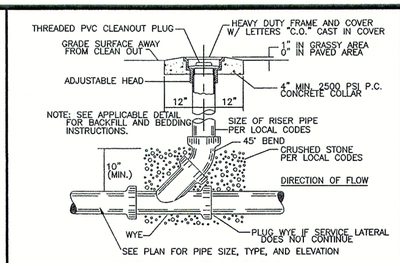

SANITARY SEWER CLEAN-OUT
N.T.S.

R4-7

"MEDIAN" SIGN
N.T.S.

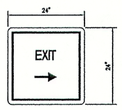

BLACK LEGEND ON WHITE BACKGROUND

"EXIT" SIGN
N.T.S.

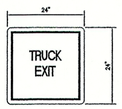

BLACK LEGEND ON WHITE BACKGROUND

"TRUCK EXIT" SIGN
N.T.S.

BLACK LEGEND ON WHITE BACKGROUND

"TRUCK ENTRANCE" SIGN
N.T.S.

ALL SIGNS REFLECTIVE ALUMINUM



WHITE LEGEND RED BACKGROUND
R1-1

"STOP" SIGN
N.T.S.

STANDARD RED AND WHITE SIGN
R5-1

"DO NOT ENTER" SIGN
N.T.S.

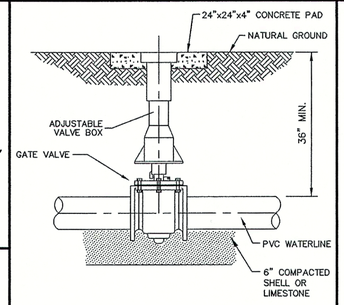

TYPICAL VALVE w/ VALVE BOX INSTALLATION
N.T.S.

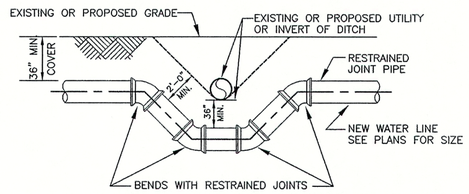

PROPOSED WATER LINE OFFSET DETAIL
N.T.S.



NOTE:
1. WORDS AND ARROWS FOR DRIVEWAYS SHALL BE APPLIED ACCORDING TO REQUIREMENTS AS OUTLINED IN SECTION 3B OF THE MANUAL ON UNIFORM TRAFFIC CONTROL DEVICES FOR STREETS AND HIGHWAYS.
2. THESE WORDS AND ARROWS ARE TO BE PAINTED REFLECTIVE WHITE.

RIGHT/LEFT TURN ONLY PAVEMENT MARKINGS
N.T.S.

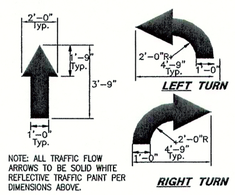

NOTE: ALL TRAFFIC FLOW ARROWS TO BE SOLID WHITE REFLECTIVE TRAFFIC PAINT PER DIMENSIONS ABOVE.

TRAFFIC FLOW ARROW
N.T.S.

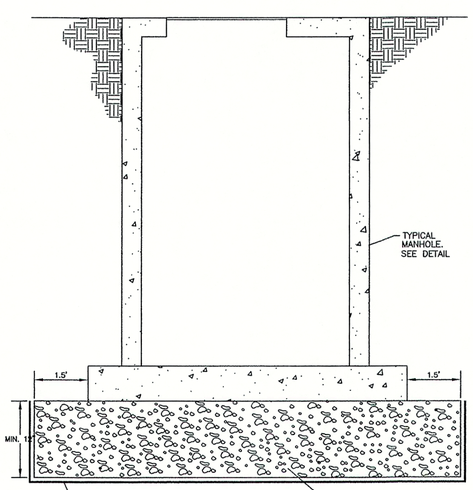

STORM AND SANITARY SEWER MANHOLE BEDDING DETAIL
N.T.S.

HORIZONTAL THRUST BLOCKING					
(BLOCKING HEIGHT GREATER THAN PIPE O.D.) (BLOCKING WIDTH BETWEEN 1 & 2 TIMES HEIGHT)					
REQUIRED SQ. FT. OF UNDISTURBED EARTH WALL FOR REACTION BACKING					
TYPE OF FITTINGS					
PIPE SIZE	TEE & PLUG	BENDS			
		90°	45°	22½°	11¼°
6	3.0	4.0	2.5	1.2	0.63
8	5.0	7.0	4.0	2.0	1.0
10	8.0	11.0	6.0	3.0	1.5
12	11.0	16.0	9.0	4.5	2.5

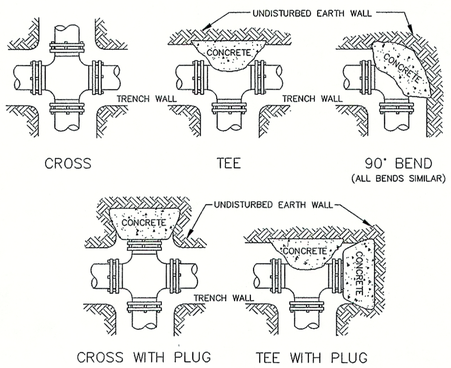

NOTES:
1. DO NOT COVER BELLS OR FLANGES WITH CONCRETE
2. WRAP ALL FITTINGS WITH VISQUEEN.
3. BACK ALL TEES ACCORDING TO SIZE OF BRANCH.
4. BACKING FUTURE LINE EXTENSIONS SHALL BE SUCH THAT LATER REMOVAL IS POSSIBLE.
5. ALL BENDS WHERE FITTINGS ARE USED, BOTH HORIZONTAL OR VERTICAL SHALL BE BACKED.
6. REACTION BACKING TABLE IS BASED ON 200 P.S.I. AND SOIL BEARING PRESSURE OF 2000 lb./sq.ft. ADDITIONAL BACKING MAY BE REQUIRED IN SOME AREAS AS DIRECTED BY ENGINEERS.
7. ALL CONCRETE SHALL BE 2500 P.S.I.
8. 18" AND LARGER REQUIRES SPECIFIC ANTI-THRUST DESIGN.

HORIZONTAL THRUST BLOCKING
N.T.S.

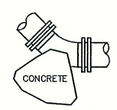

DOWNWARD THRUST BLOCKING
(SEE HORIZONTAL BLOCKING DETAIL)
(ALL BENDS SIMILAR)

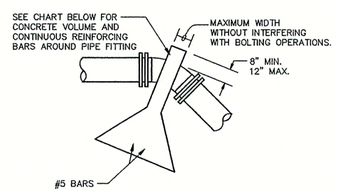

UPWARD THRUST BLOCKING

UPWARD THRUST BLOCKING												
(REQUIRED REINFORCING BARS & CUBIC YARDS OF P.C. CONCRETE												
PIPE SIZE	90° BEND			45° BEND			22½° BEND			11¼° BEND		
	CONC. C.Y.	REINF		CONC. C.Y.	REINF		CONC. C.Y.	REINF		CONC. C.Y.	REINF	
		QTY.	SIZE		QTY.	SIZE		QTY.	SIZE		QTY.	SIZE
6	1.9	4	5	1.2	4	5	0.6	4	5	0.3	4	5
8	3.3	4	5	1.9	4	5	1.0	4	5	0.6	4	5
10	5.3	6	5	2.9	4	5	1.4	4	5	0.7	4	5
12	7.6	6	5	4.3	6	5	2.2	4	5	1.2	4	5

NOTES:
1. DO NOT COVER BELLS OR FLANGES WITH CONCRETE
2. WRAP ALL FITTINGS WITH VISQUEEN.
3. BACK ALL TEES ACCORDING TO SIZE OF BRANCH.
4. BACKING FUTURE LINE EXTENSIONS SHALL BE SUCH THAT LATER REMOVAL IS POSSIBLE.
5. ALL BENDS WHERE FITTINGS ARE USED, BOTH HORIZONTAL OR VERTICAL SHALL BE BACKED.
6. REACTION BACKING TABLE IS BASED ON 200 P.S.I. AND SOIL BEARING PRESSURE OF 2000 lb./sq.ft. ADDITIONAL BACKING MAY BE REQUIRED IN SOME AREAS AS DIRECTED BY ENGINEERS.
7. ALL CONCRETE SHALL BE 2500 P.S.I.
8. 18" AND LARGER REQUIRES SPECIFIC ANTI-THRUST DESIGN.

VERTICAL THRUST BLOCKING
N.T.S.

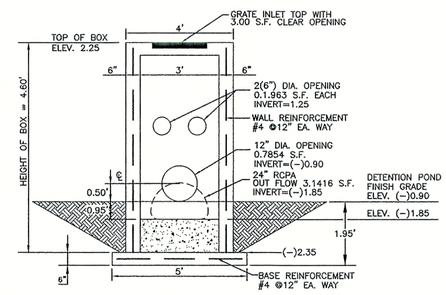

OUTLET CONTROL STRUCTURE
N.T.S.

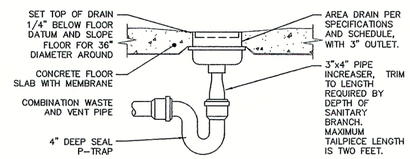

NOTE: LOCATE AREA DRAINS WHERE SHOWN ON DIMENSIONED FLOOR PLAN. PROVIDE PIPE MATERIAL, WITH EXCAVATION AND BACKFILL, PER SPECIFICATIONS.

AREA DRAIN INSTALLATION DETAIL
N.T.S.

DETAIL SHEET

DATE	DESCRIPTION	BY
	REVISION	

DDG DUPLANTIS DESIGN GROUP, PC
Respect • Integrity • Client Satisfaction • Excellence
THIBODAUX MANDEVILLE HOUSTON
Civil Engineering • Site Development • Land Planning • Public Works • Architecture
735 N. Causeway Boulevard - Suite 201
Mandeville, Louisiana 70448
Phone: 985.626.9547
Fax: 985.626.0269

SIGNATURE: Thomas H. Buckel
DATE: 8-13-07

STAMP: STATE OF LOUISIANA — THOMAS H. BUCKEL, License No. 31022, PROFESSIONAL ENGINEER IN CIVIL ENGINEERING

PROPOSED RETAIL DEVELOPMENT
CITY OF BOUTTE
ST. CHARLES PARISH, LOUISIANA

FOR THE SPECTRA GROUP, INC.
MEMPHIS ,TENNESSEE

DRAWN	NMO
CHECKED	THB
DATE	8-10-07
SCALE	AS SHOWN
PROJECT NO.	07-205
FILE:	07-205 D1
SHEET	C-7