

DAMMON ENGINEERING, INC.
EMMETT DAMMON

ARCHITECT
ROBERT WILTSE

1095 FLORIDA AVENUE
SLIDELL, LA. 70458
985-649-5832

WEBSITE:
WWW.DAMMONENGINEERING.COM

EMAIL:
DAMMONENG@BELLSOUTH.NET

ARCHITECTURE
ENGINEERING
STUDIES
PLANNING
INVESTIGATION
EXPERT WITNESS

MARCO'S PIZZA TENANT BUILDOUT

532 GAUSE BLVD
SLIDELL, LA
70458

EQUIPMENT PLAN

Robert Wiltse

SCALE: AS NOTED

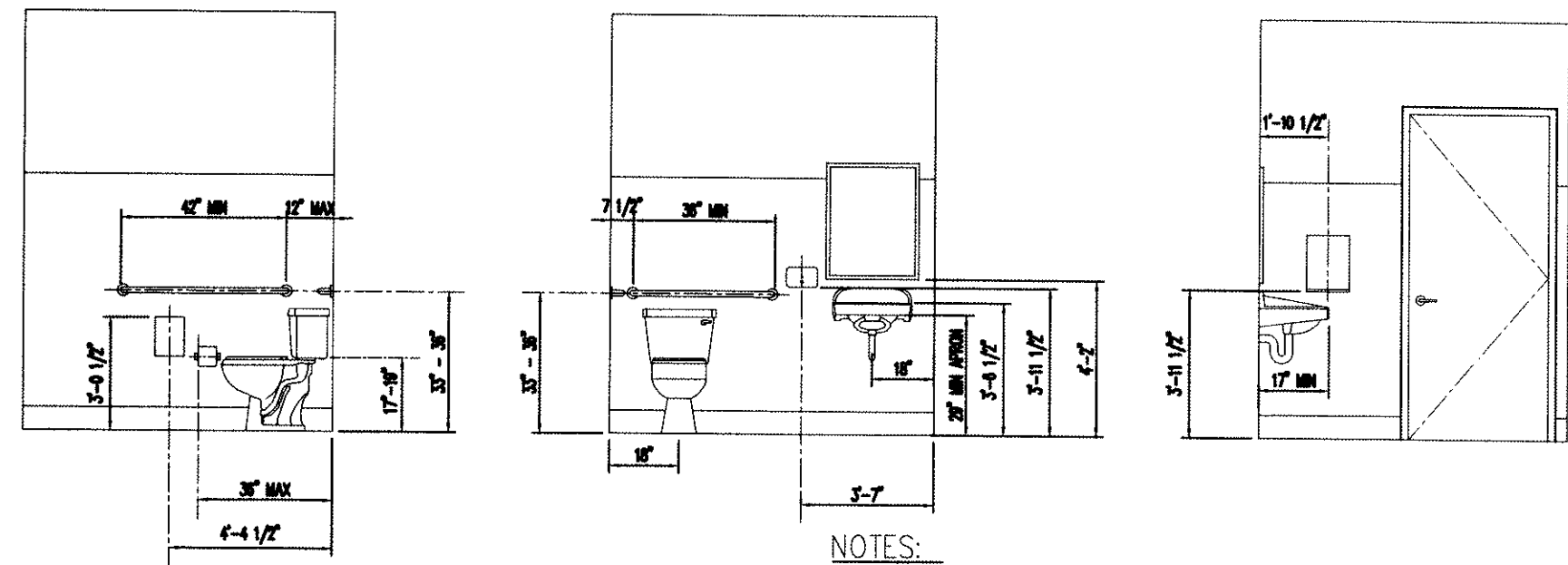
JOB#: 2083

DATE: 11-10-10

SHEET 3


A-2

OF 11

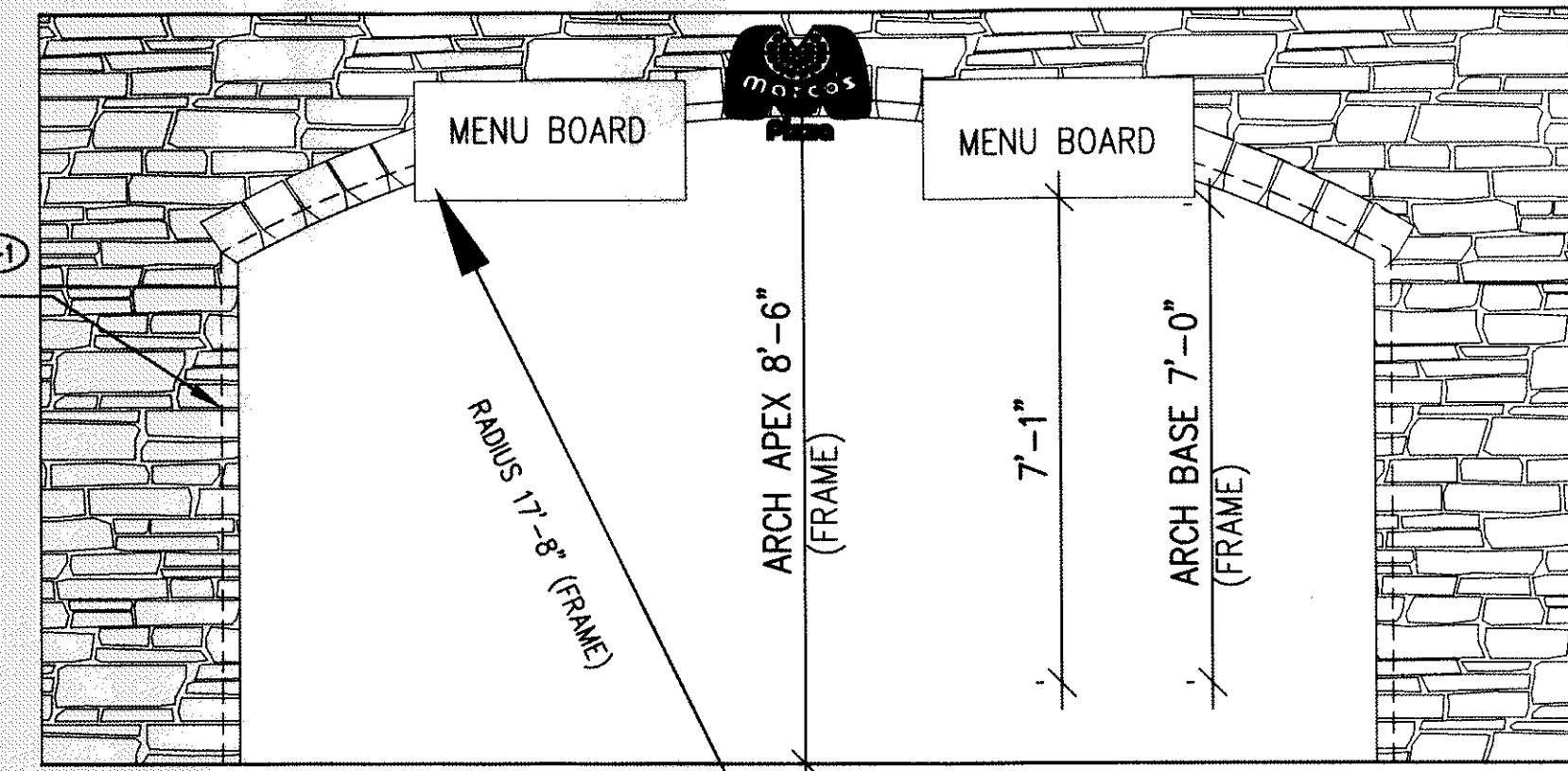


- NOTES:
- ELEVATIONS TYPICAL FOR EACH RESTROOM.
 - PROVIDE SOLID WOOD BLOCKING FOR ALL TOILET ACCESSORIES.
 - UNISEX ROOM IDENTIFICATION SIGNS TO BE LOCATED ON WALL NEXT TO APPROPRIATE ROOM. DO NOT DISPLAY ON THE DOOR.
 - FLUSH HANDLE ON TOILETS TO BE ON APPROACH SIDE OF TOILET.

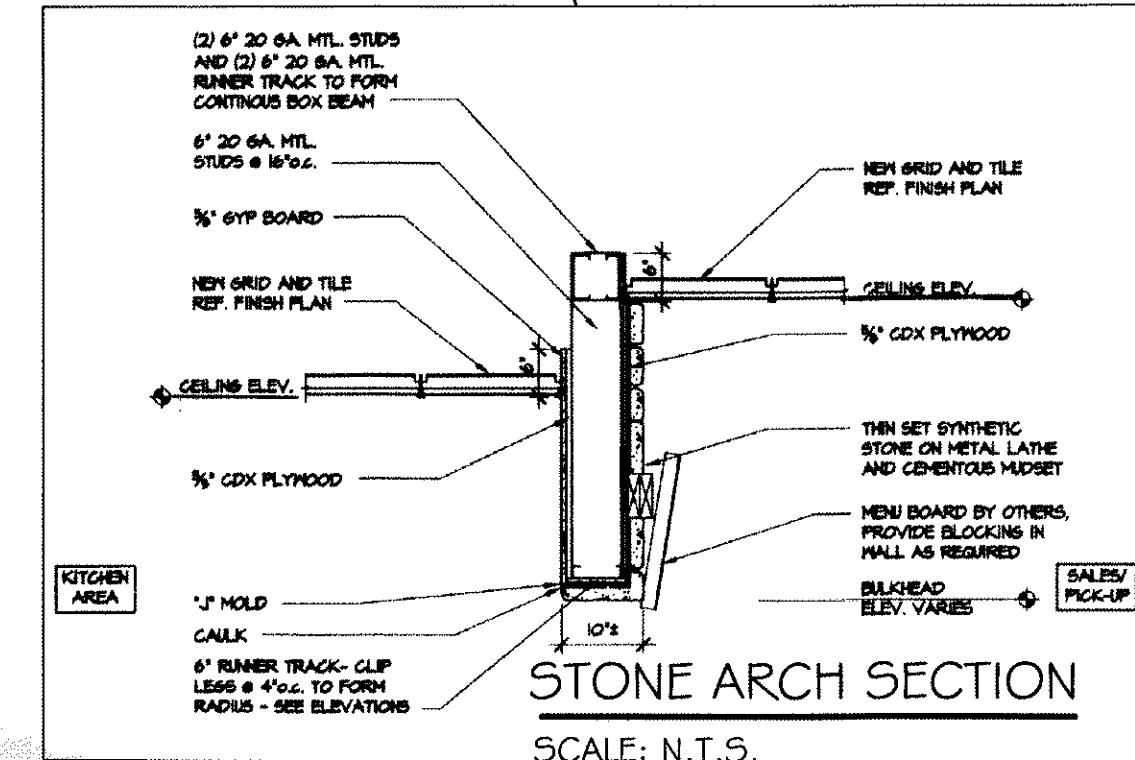
1 RESTROOM ELEVATIONS
A-2 SCALE: NOT TO SCALE



STONE VENEER WALL AND ARCH (SEAL W/HEALTH DEPARTMENT APPROVED SEALER)



VENEER WALL
SCALE: 3/8" = 1'-0"



APPROVED

STONE ARCH SECTION
SCALE: N.T.S.

FURNITURE SCHEDULE

| ITEM | QTY | DESCRIPTION | MANUFACTURER | REMARKS |
|------|-----|------------------|------------------|--------------------------------------|
| A | 0 | STOOLS | TOWER ASSOCIATES | NON-FIXED SEATING |
| B | 0 | 8" BENCH SEATING | PREMIER EUROCASE | NON-FIXED SEATING |
| C | 36 | CHAIRS | TOWER ASSOCIATES | NON-FIXED SEATING |
| D | 16 | SQUARE TABLE | PREMIER EUROCASE | NON-FIXED WITH FALCON BASE |
| E | 1 | RECTANGLE TABLE | PREMIER EUROCASE | ADA COMPLIANT SEATING W/ FALCON BASE |

EQUIPMENT SCHEDULE

| ITEM # | QTY | MFG. | MODEL | SPECIFICATION DESCRIPTION | ELECTRICAL | | | | PLUMBING | | | | | | | |
|--------|-------|----------------------|-----------------|--|------------|-----|------------|---------|----------|--------|------|------|-------------|-------------|---------|------|
| | | | | | VOLTS | Ø | RATED AMP. | K.W. | H.P. | CONN. | C.W. | H.W. | WASTE | GAS | BTU/HR. | |
| 1 | 1 EA. | RUBBERMAID | PS10FPX | SCALE, PORTION, DIGITAL | | | | | | | | | | | | |
| 1A | 1 EA. | SILVER KING | SKP292 | PIZZA PREP TABLE REFRIGERATED | 120 | 1 | 8.5 | | 1/2 | PLUG | | | | | | |
| 1B | 1 EA. | BK RESOURCES | CUSTOM | S/S WALL SHELF (16" X 96") | | | | | | | | | | | | |
| 2 | 1 EA. | FRANKLIN CABINET CO. | CUSTOM | SALES & PHONE COUNTER | | | | | | | | | | | | |
| 2A | 1 EA. | LPI | SHELVING | SALES & PHONE COUNTER SHELVING | | | | | | | | | | | | |
| 3 | 1 EA. | BK RESOURCES | VTRR-3030 | 18 GA S/S WORK TABLE (30" X 30") | | | | | | | | | | | | |
| 4 | 1 EA. | TRUE | TGR-1G | UPRIGHT DOUGH RE-PROOFER | 120 | 1 | 9.0 | | 1/3 | PLUG | | | | | | |
| 5 | 1 EA. | EAGLE GROUP | T30120B-BS | 18 GA S/S PIZZA STRETCH TABLE (120" X 30") | | | | | | | | | | | | |
| 5A | 1 EA. | SSP, INC. | EWMS144B-X | 18 GA S/S WALL SHELF (48" X 14") | | | | | | | | | | | | |
| 6 | 1 EA. | SOMERSET | CDR-500 | DOUGH ROLLER / SHEETER | 120 | 1 | 5.0 | | 1/2 | PLUG | | | | | | |
| 7 | 1 EA. | MIDDLEBY | PS360 WB-D | CONVEYOR OVEN - DOUBLE DECK (2 CONNECTIONS FOR GAS & ELECTRIC) | (2) 208 | (2) | (2)12.0 | (2) 2.5 | | DIRECT | | | 2" | (2) 170,000 | | |
| 8 | 1 EA. | LARKIN INDUSTRIES | CHI | CONVEYOR OVEN EXHAUST SYSTEM (VERIFY W/ HOOD DRAWINGS) | | | | | | | | | | | | |
| 8A | 1 EA. | LARKIN INDUSTRIES | ARS-12 | SUPPLY FAN (VERIFY W/ HOOD DRAWINGS) | 208 | 3 | 2.50 | 0.9 | 1/2 | DIRECT | | | | | | |
| 8B | 2 EA. | LARKIN INDUSTRIES | 180R6B | EXHAUST FAN (VERIFY W/ HOOD DRAWINGS) | 208 | 3 | 3.70 | 1.3 | 3/4 | DIRECT | | | | | | |
| 9 | 1 EA. | FRANKLIN CABINET CO. | CUSTOM | CUT TABLE BASE W/ CASTERS | | | | | | | | | | | | |
| 10 | 1 EA. | JOHN BOOS | CUSTOM | MAPLE BAKERS TOP (84" X 36") W/ SS STEEL CATCHER BOX & OVERSHELF | | | | | | | 1/2" | 1/2" | 1-1/2" DIR. | | | |
| 11 | 1 EA. | MIDWEST | CUSTOM | CUTTING TABLE OVERSHELF | | | | | | | | | | | | |
| 12 | 2 EA. | BK RESOURCES | BKHS-W-1410-H | S-S HAND SINK | | | | | | | | | | | | |
| 13 | 1 EA. | SSP, INC. | 14-1C16X20-0-X | S-S ONE COMPARTMENT SINK W/ BASKET DRAIN | | | | | | | | | | | | |
| 13B | 1 EA. | T&S BRASS | B-2030-LN | FAUCET | | | | | | | 1/2" | 1/2" | | | | |
| 14 | 1 EA. | McGILN | QD1613 | SAFE | | | | | | | | | | | | |
| 15 | 1 EA. | HATCO | GRA-80D3 | FOOD WARMER (CORD & PLUG BY OWNER) | 120 | 1 | 12.3 | 2.1 | | PLUG | | | | | | |
| 16 | 1 EA. | SNOWMAN WALK-IN | CUSTOM | WALK-IN COOLER (VERIFY W/ WALK-IN DRAWINGS) | | | | | | | | | | | | |
| 16A | 1 EA. | SNOWMAN WALK-IN | CUSTOM | CONDENSER (VERIFY W/ WALK-IN DRAWINGS) | 208 | 1 | | | | DIRECT | | | | | | |
| 17 | 1 EA. | BK RESOURCES | BKS-1620-12-181 | THREE COMPARTMENT SINK | | | | | | | | | | | | |
| 17A | 3 EA. | BK RESOURCES | CUSTOM | BASKET DRAIN / LEVER W/ST WASTE | | | | | | | | | | 2" | | |
| 17B | 1 EA. | T&S BRASS OR | B-0133 | PRE RINSE ASSEMBLY | | | | | | | 5/8" | 5/8" | | | | |
| 18 | 1 EA. | HOBART | P-660 | 60 QUART MIXER | 208 | 3 | 8.6 | 3.1 | 2.5 | DIRECT | | | | | | |
| 19 | 1 EA. | ADV. TABCO | VLG-307 | 14 GA S/S WORK TABLE (84" X 30") | | | | | | | | | | | | |
| 19A | 1 EA. | NEMCO | N55200AN-6 | EASY SLICER, MANUAL | | | | | | | | | | | | |
| 19B | 1 EA. | EDLUND | 1S | MANUAL CAN OPENER | | | | | | | | | | | | |
| 20 | 1 EA. | ARTIC AIR | F22CW | REACH-IN FREEZER W/ CASTERS | 120 | 1 | 15 | 1.8 | 1/3 | PLUG | | | | | | 1325 |
| 21 | 1 EA. | | | GREASE INTERCEPTOR REF. PLUMBING SHEETS | | | | | | | | | | | | |
| 21A | | | | OPEN | | | | | | | | | | | | |
| 22 | 5 EA. | CAMBRO | DRS480-480 | DUNNAGE RACKS | | | | | | | | | | | | |
| 22A | 2 EA. | NATIONAL CART | ALDR244812HD | HEAVY DUTY ALUMINUM DUNNAGE RACK | | | | | | | | | | | | |
| 22B | | NATIONAL CART | ALDR246012HD | HEAVY DUTY ALUMINUM DUNNAGE RACK | | | | | | | | | | | | |
| 23 | 2 EA. | SSP, INC. | LGS1830-X | WIRE SHELVING W/ CASTERS | | | | | | | | | | | | |
| 24 | 1 EA. | HODGES OR- | EPOXY | 12" X 42" WALL SHELVING (MIXER SHELF) | | | | | | | | | | | | |
| 24A | 2 EA. | HODGES OR- | EPOXY | 14" X 42" WALL SHELVING (3 COMP. SINK SHELF) | | | | | | | | | | | | |
| 25 | 1 EA. | METRO OR- | CUSTOM | ROUTING TABLE W/ CASTERS | | | | | | | | | | | | |
| 25A | 1 EA. | | | OVERHEAD FOOD WARMER | | | | | | | | | | | | |
| 26 | 2 EA. | SSP, INC. | CUSTOM | WALK-IN SHELVING W/ CASTERS | | | | | | | | | | | | |
| 27 | 2 EA. | LARSENS | 5 LB | WALK HUNG DRY CHEMICAL FIRE EXTINGUISHER PER LOCAL CODE (BY OWNER) | | | | | | | | | | | | |
| 28 | 1 EA. | TRUE | GDM-33SSL-54 | MERCHANDISER REFRIGERATOR | 120 | 1 | 7.8 | 0.9 | 1/3 | PLUG | | | | | | |
| 29 | 1 EA. | HOWARD CO | | MENU BOARD (VERIFY MECHANICALS W/ OWNER) | | | | | | | | | | | | |
| 30 | 1 EA. | BY OTHERS | | POS CASH REGISTER STATION (VERIFY MECHANICALS W/ OWNER) | 120 | 1 | | | | PLUG | | | | | | |
| 30A | 1 EA. | BY OTHERS | | POS CASH REGISTER PRINTER (VERIFY MECHANICALS W/ OWNER) | 120 | 1 | | | | PLUG | | | | | | |
| 31 | 1 EA. | BY PC | | MOP SINK (INSTALLED BY G.C.) (VERIFY MECHANICALS W/ OWNER) | | | | | | | 1/2" | 1/2" | 3" DIR. | | | |
| 32 | 0 EA. | BY OTHERS | | BOTTLED WATER DISPENSER-BY OTHERS | | | | | | | | | | | | |
| 33 | 2 EA. | BY PC | | TANKLESS WATER HEATER | | | | | | | | | | | | |
| 34 | 1 EA. | BY OTHERS | | PIZZA BAG WARMING SYSTEM | | | | | | | | | | | | |
| 35 | 1 EA. | BY OTHERS | | BEVERAGE STATION | | | | | | | | | | | | |
| 36 | 8 EA. | WAYMAR | | FOUR TOP TABLE AND CHAIRS | | | | | | | | | | | | |
| 36A | 2 EA. | WAYMAR | | TWO TOP TABLE AND CHAIRS | | | | | | | | | | | | |
| 36B | 2 EA. | WAYMAR | | 4 PERSON BOOTH | | | | | | | | | | | | |
| 37 | 2 EA. | CASEWORK | | TRASH RECEPTICAL | | | | | | | | | | | | |
| 38 | 2 EA. | BY OTHERS | | WIRE SHELVING | | | | | | | | | | | | |
| 39 | 1 EA. | BY OTHERS | | WAITING BENCH BY OWNER | | | | | | | | | | | | |
| 40 | 1 EA. | BY OTHERS | | POS ORDER STATION (VERIFY MECHANICALS W/ OWNER) | 120 | 1 | | | | PLUG | | | | | | |
| 42 | 0 EA. | BY OTHERS | | POS FULL PAGE PRINTER (VERIFY MECHANICALS W/ OWNER) | 120 | 1 | | | | PLUG | | | | | | |
| 43 | 1 EA. | BY OTHERS | | POS PRINTER (AT CUT TABLE) (VERIFY MECHANICALS W/ OWNER) | 120 | 1 | | | | PLUG | | | | | | |
| 44 | 1 EA. | BY OTHERS | | POS STRETCH MONITOR #1 (VERIFY MECHANICALS W/ OWNER) | 120 | 1 | | | | PLUG | | | | | | |
| 45 | 1 EA. | BY OTHERS | | POS DRIVER STATION #1 (VERIFY MECHANICALS W/ OWNER) | 120 | 1 | | | | PLUG | | | | | | |
| 45B | 1 EA. | BY OTHERS | | POS PRINTER (AT DRIVER STATION) (VERIFY MECHANICALS W/ OWNER) | 120 | 1 | | | | PLUG | | | | | | |
| 46 | 1 EA. | BY OTHERS | | POS OFFICE STATION (VERIFY MECHANICALS W/ OWNER) | 120 | 1 | | | | PLUG | | | | | | |
| 47 | 1 EA. | BY OTHERS | | PHONE SYSTEM | | | | | | | | | | | | |
| 48 | 1 EA. | BY OTHERS | | WALL MOUNTED LOCKABLE CABINET | | | | | | | | | | | | |
| 49 | 1 EA. | FRANKLIN CABINET CO. | CUSTOM | COUNTER TOP DESK | | | | | | | | | | | | |

NOTE: ARCHITECT/CONTRACTOR TO CALCULATE RATED LOADS & SIZE REQUIRED FOR SERVICE AND PROTECTIVE DEVICES.



EQUIPMENT PLAN
SCALE: 1/4" = 1'-0"