

**GENERAL NOTES:**

- A. PLUMBING CONTRACTOR IS TO FURNISH AND INSTALL ALL FIXTURES COMPLETE AS LISTED IN "PLUMBING FIXTURE SCHEDULE". PROVIDE ALL LABOR, MATERIAL AND EQUIPMENT FOR A COMPLETE OPERATING SYSTEM. THE SYSTEM SHALL INCLUDE HOT AND COLD WATER PIPING, SEWER AND VENT PIPING, INSULATION, WATER HEATER, HANGERS, VALVES, SUPPORTS WITHOUT ANY RESTRICTIONS TO VOLUME.
- B. ALL HANDICAP PLUMBING FIXTURES SHALL BE INSTALLED TO COMPLY WITH STATE AND LOCAL CODES. P.C. SHALL FURNISH AND INSTALL CODE COMPLIANT TRAP WRAP ON ALL EXPOSED WATER & WASTE LINES FOR ALL HANDICAP ACCESSIBLE LAVATORIES.
- C. CONTRACTOR IS TO FIELD VERIFY ALL EXISTING UTILITY LOCATIONS, ELEVATIONS AND SIZES PRIOR TO COMMENCING ANY WORK. PLUMBER TO VERIFY SLAB CONDITIONS (POST TENSION OR CONVENTIONAL) BEFORE COMMENCING WORK. WHERE A RENOVATION IS TO OCCUR; THE PLUMBING CONTRACTOR SHALL VISIT THE SITE TO DETERMINE THE EXTENT OF DEMOLITION REQUIRED, PRIOR TO SUBMITTING BID.
- D. PLUMBING CONTRACTOR SHALL PROVIDE AS-BUILT DRAWINGS TO THE GENERAL CONTRACTOR PRIOR TO FINAL PAYMENT.
- E. ALL WORK SHALL BE INSTALLED TO COMPLY WITH LOCAL AND STATE PLUMBING CODE REQUIREMENTS, AND PER LOCAL HEALTH DEPARTMENT REQUIREMENTS.
- F. HOT WATER CAPACITY SHALL BE A MINIMUM OF 50 GAL. WITH QUICK RECOVERY. THE PRESSURE RELIEF MUST BE CONNECTED EITHER INDIRECTLY TO THE SANITARY SEWER OR DIRECTLY OUTSIDE.
- G. HOT AND COLD WATER IS TO BE PROVIDED NEAR THE DUMPSTER PAD.
- H. TEST ALL PIPING AT REQUIRED PRESSURE.
- I. ALL PLUMBING SHALL BE CLOSELY COORDINATED WITH STRUCTURAL SYSTEM, MECHANICAL SYSTEM AND ELECTRICAL TO INSURE NO TRADES WILL CONFLICT WITH EACH OTHER.
- J. DO NOT SCALE DRAWINGS. SEE ARCHITECTURAL DRAWINGS FOR EXACT LOCATIONS OF DOORS, WINDOWS, WALLS, FIXTURES, ETC.
- K. ALL WATER MAINS AND PIPING NOT SHOWN FOR CLARITY, ALL LOCATIONS SHALL BE FIELD VERIFIED.
- L. ALL ELECTRICAL, MECHANICAL & PLUMBING PENETRATING FIRE PARTITIONS SHALL BE FIRE CAULKED. (PENETRATIONS THROUGH RATED CONSTRUCTION SHALL BE SEALED WITH A MATERIAL CAPABLE OF PREVENTING THE PASSAGE OF FLAMES AND HOT GASES WHEN TESTED IN ACCORDANCE WITH ASTM-E814.)

**WASTE AND VENT PIPING:**

- A. PLUMBING CONTRACTOR SHALL USE SCHEDULE 40 POLYVINYL CHLORIDE PIPE FOR ALL SOIL, WASTE AND VENT PIPING WHERE PERMITTED BY LOCAL CODES. WHERE PVC PIPING IS NOT PERMITTED BY LOCAL CODES, USE STANDARD WEIGHT CAST IRON PIPING. ALL PIPING ABOVE GRADE MAY HAVE HUBLESS FITTINGS. PLASTIC PIPING SHALL NOT BE USED IN RETURN AIR PLENUM. COORDINATE THIS REQUIREMENT WITH HVAC CONTRACTOR PRIOR TO INSTALLATION.
- B. CONTRACTOR SHALL FIELD VERIFY INVERT ELEVATIONS OF ALL NEW AND EXISTING SANITARY SEWERS PRIOR TO ROUGH-IN.
- C. NEW SEWERAGE LINES 3-INCH AND SMALLER SHALL BE SLOPED 1/4" PER FOOT AND LINES 4-INCH AND LARGER SHALL BE SLOPED 1/8" PER FOOT.
- D. ELEVATION OF ALL FLOOR DRAINS SHALL BE HELD 1/2" BELOW FINISH FLOOR TILE.
- E. ALL CLEANOUTS SHALL BE INSTALLED FLUSH WITH FINISHED GRADE/FINISHED FLOORS.
- F. HOLD ALL PLUMBING VENTS A MINIMUM OF 10'-0" FROM OUTSIDE AIR INTAKES. WHERE STATE OR LOCAL CODES REQUIRE MORE SEPARATION, P.C. SHALL OFFSET TO MEET THE MORE STRINGENT CODE ON HVAC EQUIPMENT. COORDINATE LOCATION WITH M.C.
- G. WHERE HVAC UNITS ARE LOCATED IN MECHANICAL CLOSETS, P.C. SHALL COORDINATE PLACEMENT OF DRAINS WITH M.C. & HVAC EQUIPMENT PRIOR TO ROUGH-IN OF UNDERGROUND PLUMBING.

**WATER PIPING:**

- A. ALL WATER PIPING BELOW GRADE SHALL BE TYPE "L" SOFT TEMPERED COPPER AND ALL WATER PIPING ABOVE GRADE SHALL BE TYPE "L" HARD TEMPERED COPPER.
- B. INSTALL 1" FOAM RUBBER INSULATION ON ALL HOT AND COLD WATER PIPING BELOW AND ABOVE GRADE. ALL JOINTS IN INSULATION ARE TO BE TAPED.
- C. ALL DOMESTIC WATER PIPING SHALL BE DISINFECTED PRIOR TO USE BY BUILDING OCCUPANT. PLUMBING CONTRACTOR SHALL DISINFECT PER REQUIREMENTS OF LOCAL HEALTH DEPT., STATE/LOCAL PLUMBING CODE.
- D. ALL PLUMBING HOSE BIBBS OR VALVES WITH THREADED CONNECTIONS SHALL BE PROVIDED WITH VACUUM BREAKERS AND APPROVED MEANS OF BACK-FLOW PREVENTION AS REQUIRED BY STATE AND LOCAL CODES.
- E. PROVIDE SHUT-OFF VALVES ON ALL EQUIPMENT AND STOP COCKS IN HOT AND COLD WATER PIPING FIXTURES.
- F. PLUMBING CONTRACTOR SHALL PROVIDE DIELECTRIC UNIONS AT ALL PIPING CONNECTIONS WHERE DISSIMILAR PIPING IS JOINED.
- G. ALL HOT AND COLD WATER, WASTE, AND VENT PIPING TO BE SUPPORTED PER LOCAL PLUMBING CODE.

**NATURAL GAS PIPING:**

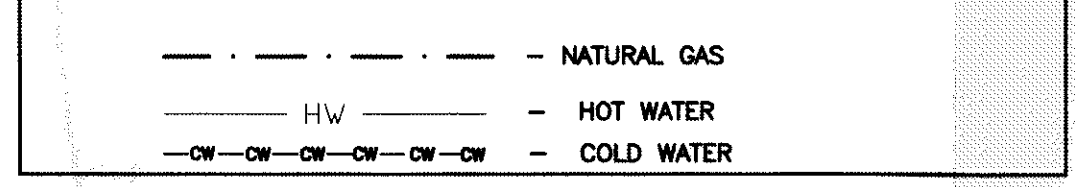
- A. CONTRACTOR SHALL COORDINATE INSTALLATION OF GAS METER WITH LOCAL GAS CO. REQUIREMENTS PRIOR TO INSTALLATION.
- B. GAS PIPING OPERATING AT PRESSURES HIGHER THAN 1 LB. WHERE INSTALLED IN BUILDING HAVE WELDED JOINTS, PIPING BELOW 1 LB. PRESSURE SHALL HAVE THREADED CONNECTIONS.
- C. ALL GAS PIPING SHALL BE STANDARD WEIGHT SCHEDULE 40 BLACK STEEL PIPE. PIPE SHALL BE THREADED OR WELDED AS DIRECTED BY LOCAL GAS CO. AND STATE/LOCAL PLUMBING CODES.
- D. PROVIDE ALL GAS PIPING COMPLETE WITH ALL REQUIRED FITTINGS, STRAPS, HANGERS, SUPPORT, ETC. OBTAIN ALL REQUIRED INSPECTIONS AND APPROVALS. ALL GAS PIPING SHALL BE INSTALLED IN ACCORDANCE WITH THE LATEST EDITION OF NFPA 54 AND ANY APPLICABLE STATE OR LOCAL CODES OR REGULATIONS.
- E. ALL GAS PIPING, WHERE ROUTED ON ROOF; SHALL BE SUPPORTED BY 4"x4" TREATED WOOD BLOCKING 10'-0" O.C.. PROVIDE PIPE CLAMPS ON WOOD BLOCKING TO SECURE PIPING.
- F. PAINT ALL GAS PIPING EXPOSED TO WEATHER WITH (2) COATS OF "RUSTOLEUM" OR EQUAL PAINT. COLOR TO BE SELECTED BY OWNER OR GENERAL CONTRACTOR.
- G. PLUMBING CONTRACTOR TO MAKE FINAL CONNECTION TO ALL GAS FIRED EQUIPMENT. PROVIDE GAS SHUT-OFF VALVE AND 6" DIRT LEG AT EACH CONNECTION.
- H. PLUMBING CONTRACTOR SHALL INSTALL AND CONNECT FLEXIBLE GAS PIPING PROVIDED WITH GAS FIRED OVEN EQUIPMENT AND MAKE ALL FINAL CONNECTIONS TO OVEN COMPLETE.
- I. PLUMBING CONTRACTOR SHALL PAINT GAS PIPING EXPOSED IN STORE BELOW CEILING GRID SILVER.

**PLUMBING FIXTURE SCHEDULE**

FIXTURE	DESCRIPTION
WATER CLOSET - "WC"	AMERICAN STANDARD 2216.143 16-1/8" HIGH FOR HANDICAPPED WITH TANK LINER AND CHURCH 9500 OPEN FRONT ELONGATED WHITE SEAT LESS LID. 9500 OPEN FRONT ELONGATED WHITE SEAT LESS LID. FLUSHING MECHANISM SHALL BE LOCATED ON THE "WIDE SIDE" OF EACH WATER CLOSET.
LAVATORY - "LAV"	AMERICAN STANDARD #4869.004 "REGALYN" WITH WALL CARRIER AND MOEN TWO-HANDLE FAUCET #84301 AND POP-UP DRAIN, MOUNT AT HANDICAP HEIGHT.
HAND SINK - "HS"	15 1/2" X 16" X 6"D STAINLESS STEEL HANDSINK PROVIDED BY QUALSERV.
MOP SINK - "MS"	FIAT MODEL #MS9 2424 OR EQUAL, 24"x24"x10" FIBERGLASS BASIN WITH MODEL #B30-AA FAUCET WITH VACUUM BREAKER AND PAIL HOOK, AND MODEL #B89-CC OR EQUAL MOP HANGER.
THREE COMPARTMENT SINK - "3CS"	24" X 94" STAINLESS STEEL W/3-18"x18"x12" DEEP SINKS AND DOUBLE DRAIN BOARDS - CUSTOM FABRICATED. PROVIDED BY QUALSERV.
GREASE TRAP - "GT"	IN-GROUND 125 GALLON GREASE TRAP
WATER HEATER - "WH"	A.O. SMITH BT-80 W/ DRAFT DIVERTER, PRESSURE RELIEF AND OTHER ACCESSORIES. 74.5 GAL. CAP. 68.0 GAL. REC./HR. @ 90° RISE, 75,000 BTUH.
BACK-FLOW PREVENTER	EQUAL TO WATTS NO. 9090T; CONFIRM MODEL # IS APPROVED BY LOCAL AUTHORITY PRIOR TO INSTALLATION. ASSE 1013 VERTICAL INSTALLATION APPROVED REDUCED PRESSURE ZONE BACK-FLOW PREVENTER. PROVIDE WITH STRAINER.
FLOOR DRAIN - "FD"	3" ZURN # ZN-415 W/TRAP PRIMER.
FLOOR SINK - "FS"	EQUAL TO ZURN MODEL Z-1900-3
HUB DRAIN - "HD"	SEE DETAIL SHEET P-2
VEGGIE SINK - "VS"	UNIVERSAL STAINLESS INC. VEGGIE SINK MODEL 1N1B-1BLD. HUB DRAIN W/INDIRECT CONNECTION

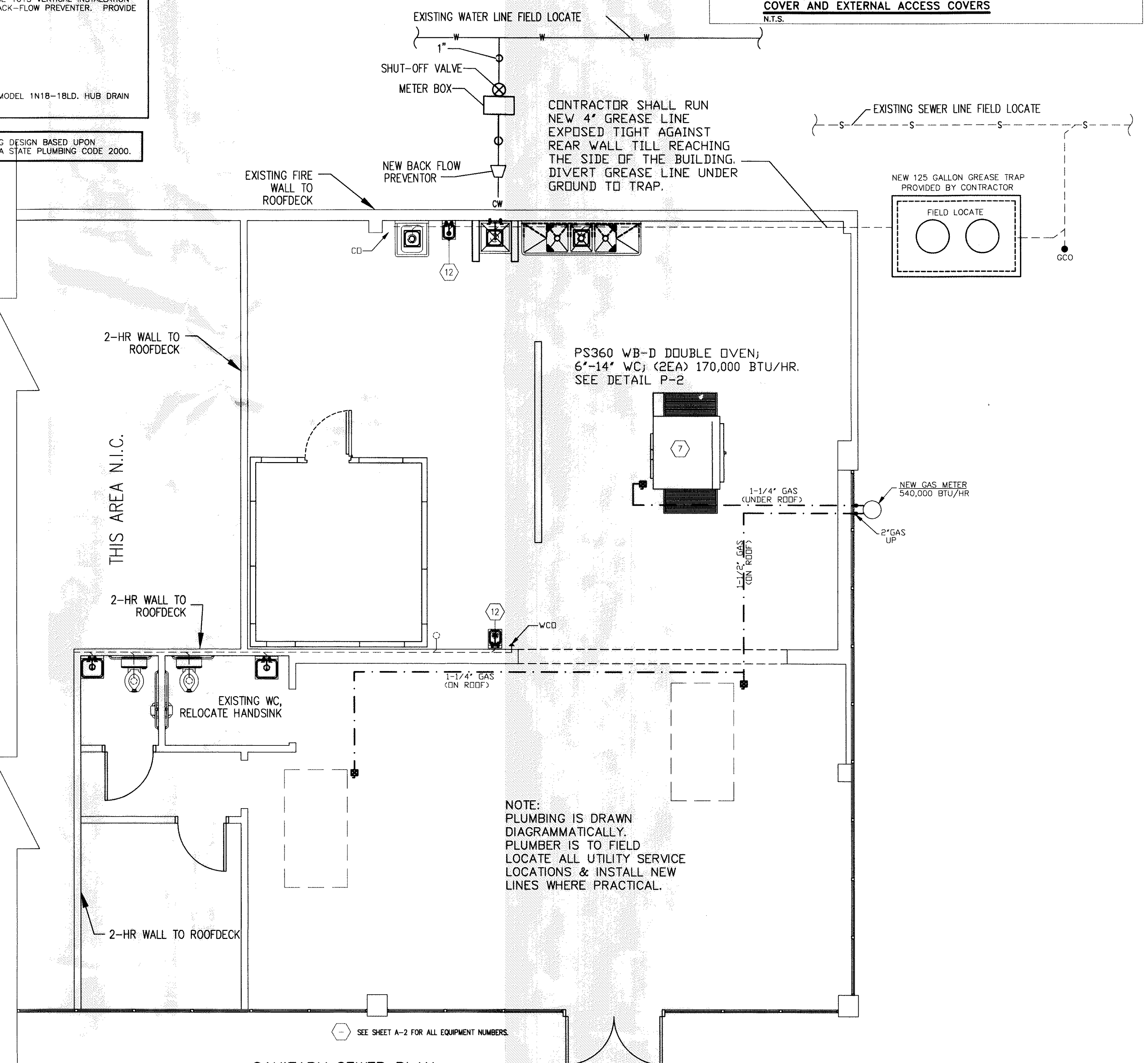
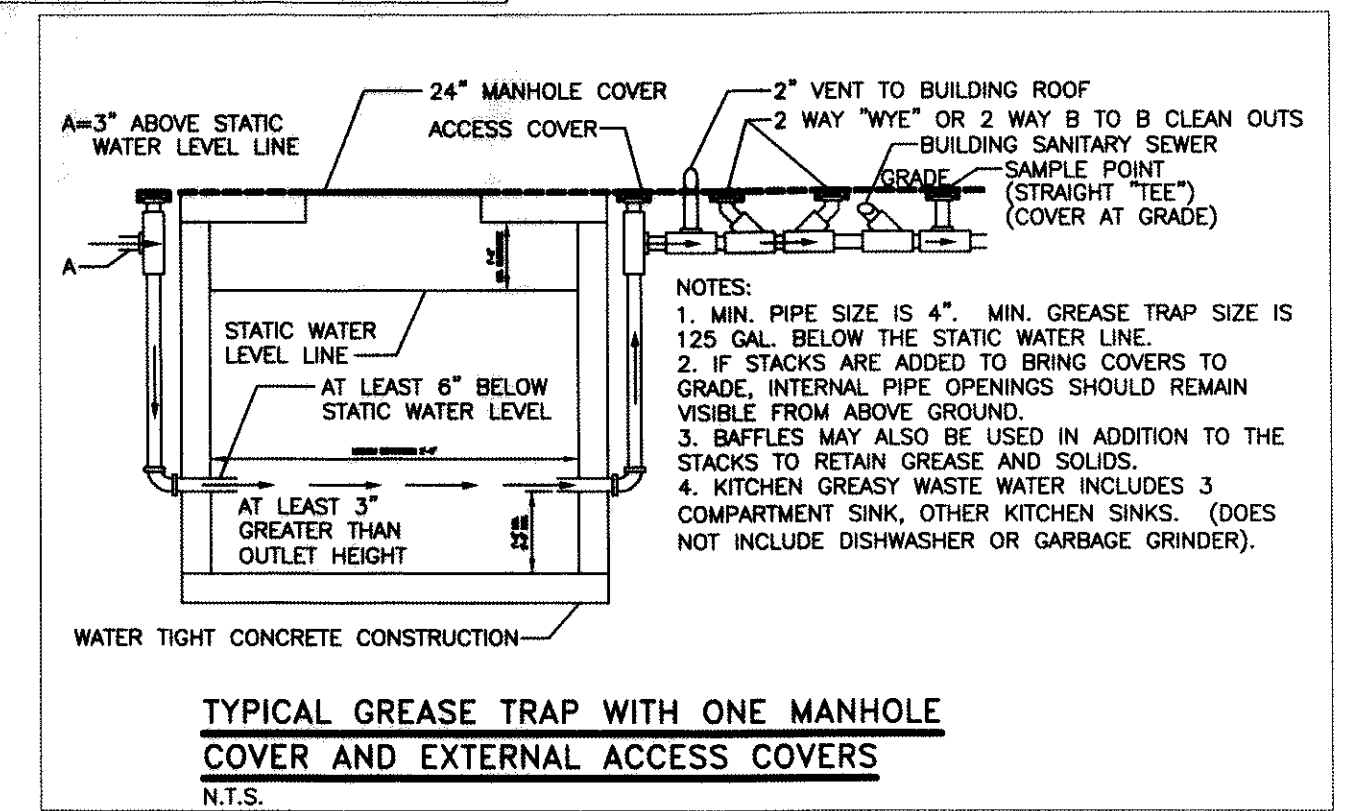
PLUMBING DESIGN BASED UPON LOUISIANA STATE PLUMBING CODE 2000.

**PLUMBING SYMBOLS LEGEND**




**NOTICE:** CONTACT LOUISIANA ONE CALL 48 HRS PRIOR TO ANY DIGGING. THIS IS A FREE SERVICE.

**NOTE:** ALL GAS PIPING IS SIZED FOR A LOW PRESSURE SYSTEM: (0.5psig OR LESS AND A PRESSURE DROP OF 0.5in. OF WATER.)



**SANITARY SEWER PLAN**  
SCALE: 1/4" = 1'-0"



**DAMMON ENGINEERING, INC.**

**EMMETT DAMMON**

**ARCHITECT ROBERT WILTSE**

1095 FLORIDA AVENUE  
SLIDELL, LA. 70458  
985-649-5832

WEBSITE:  
WWW.DAMMONENGINEERING.COM


EMAIL:  
DAMMONENG@BELLSOUTH.NET

- ARCHITECTURE
- ENGINEERING
- STUDIES
- PLANNING
- INVESTIGATION
- EXPERT WITNESS

**MARCO'S PIZZA TENANT BUILDOUT**

532 GAUSE BLVD  
SLIDELL, LA  
70458

**PLUMBING PLAN**



SCALE: AS NOTED

JOB#: 2083

DATE: 11-10-10

SHEET 10

**P-1**

OF 11