



## CONSTRUCTION DOCUMENTS REVIEW

August 20, 2007

David Dammon  
Dammon Engineering  
1095 Florida Ave  
Slidell, LA 70458

RE: QUIZNOS SUB  
East Judge Perez, Store #7452  
2022 E. Judge Perez  
Chalmette, LA 70043

David:

I have reviewed the construction documents for the above location, based on The Quiznos Master LLC design criteria, equipment standards, material and general information, and have the following comments and/or concerns:

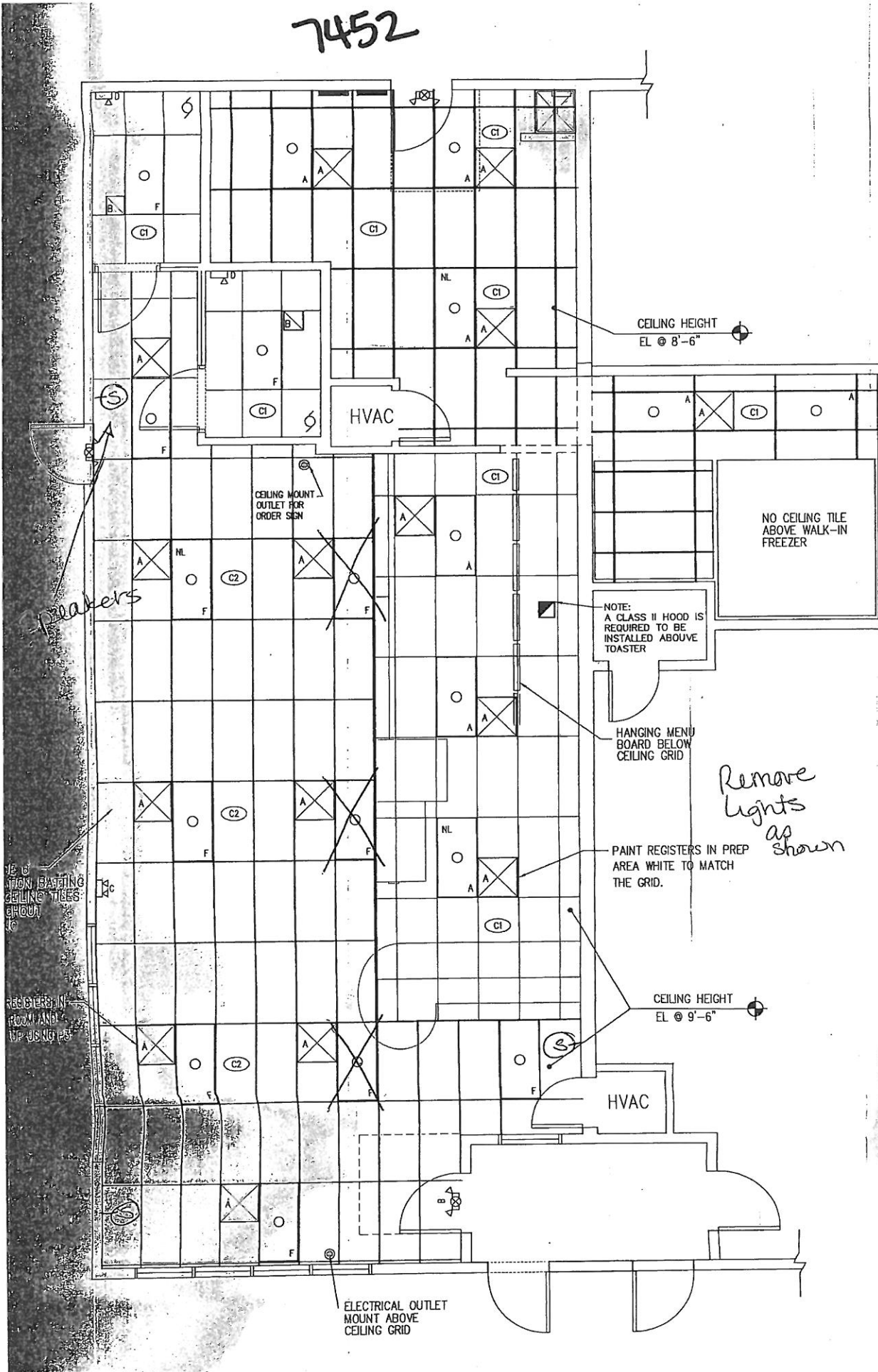
The construction documents for the above project are:

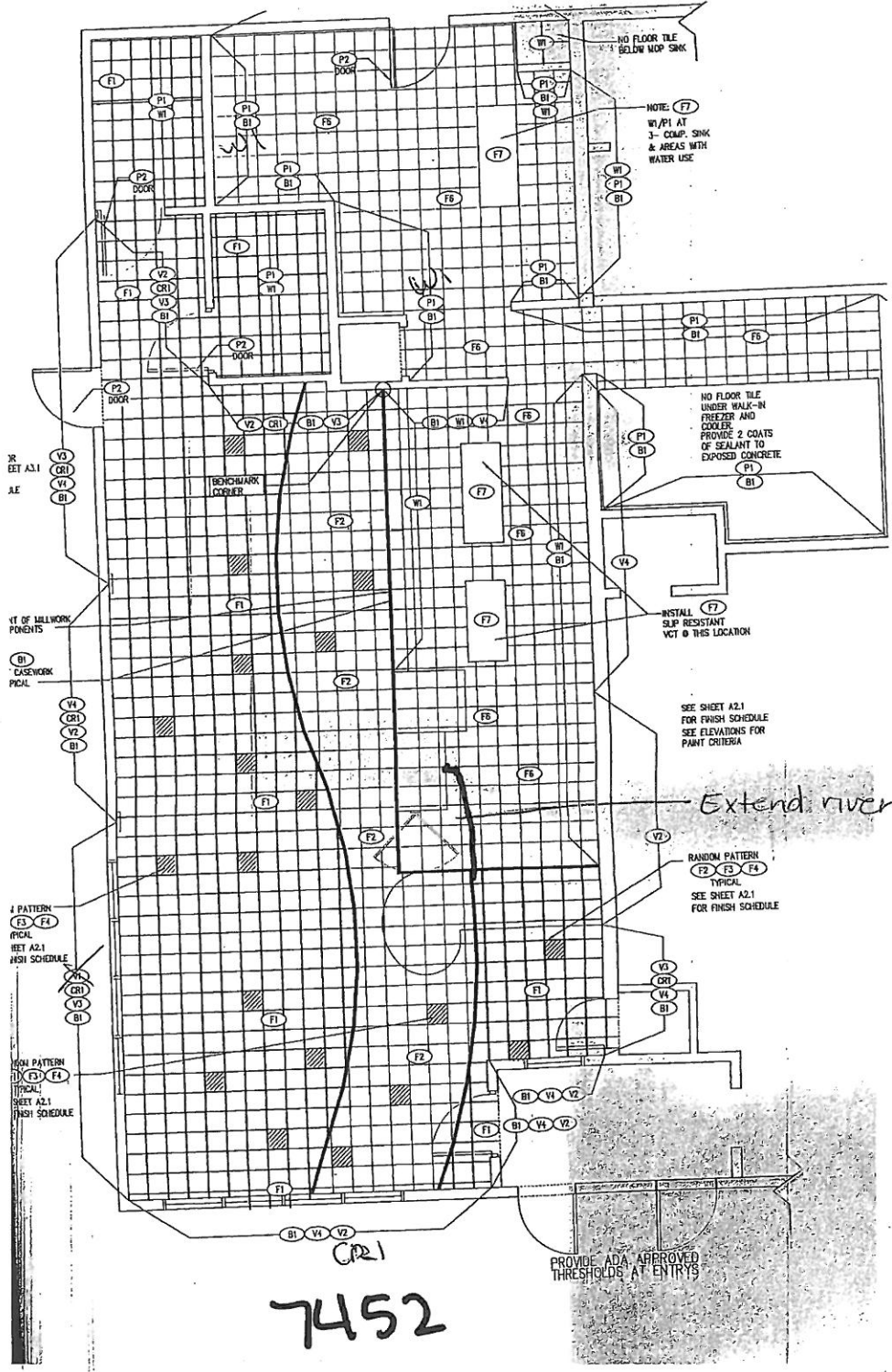
**APPROVED** Am  
(Based on compliance with the below comments, concerns, issues)

**NOT APPROVED (RESUBMIT)** \_\_\_\_\_  
(Because of the below comments, concerns, issues)

- 
- a. This store will use the materials, methods and general information that is found and detailed in the **Q2006 Architectural and Construction Manual Version One**.
  - b. **All construction documents must reflect Addendum #4 and the Cost Reduction Program.** If the construction documents were sent to our department prior to Addendum #4 the architect is responsible for revising all plans affected by the changes.
  - c. **Refer to prototype for correct wall covering placement.** "V4" to be place behind the "Toasty" poster (if applicable). Do not place wall covering of the same color side by side, alternate colors (V2, V3, V4 etc.). See attached.
  - d. A standard Q-Vent will be ordered per the QVent worksheet.
  - e. An 8x8x9'6 freezer, remote compressor, will be ordered per the Kolpak worksheet. Verify.
  - f. A 6x6x7'6 cooler, remote compressor, will be ordered. Verify.
  - g. A 240V toaster will be ordered. Verify.
  - h. **Effective immediately- Place the toaster oven 6" to 8" away from the FRP to prevent the FRP from melting due to high temperatures from the toaster oven.**
  - i. **Verify clearance of service line due to toaster moving.**

7452





NOTE: F7  
W/P1 AT  
3- COMP. SINK  
& AREAS WITH  
WATER USE

NO FLOOR TILE  
UNDER WALK-IN  
FREEZER AND  
COOLER  
PROVIDE 2 COATS  
OF SEALANT TO  
EXPOSED CONCRETE

INSTALL  
SLIP RESISTANT  
VCT @ THIS LOCATION

SEE SHEET A2.1  
FOR FINISH SCHEDULE  
SEE ELEVATIONS FOR  
PAINT CRITERIA

Extend river

RANDOM PATTERN  
F2 F3 F4  
TYPICAL  
SEE SHEET A2.1  
FOR FINISH SCHEDULE

PROVIDE ADA APPROVED  
THRESHOLDS AT ENTRIES

SEE SHEET A2.1  
FOR FINISH SCHEDULE

SEE SHEET A2.1  
FOR FINISH SCHEDULE

SEE SHEET A2.1  
FOR FINISH SCHEDULE

SEE SHEET A2.1  
FOR FINISH SCHEDULE

7452

CR1


- j. All millwork will be ordered as standard prototype sizes.
- k. Note: all sneeze guard glass must be angled 15 degrees, VERIFY.
- l. The electrical panel has been noted as new and will be ordered.
- m. Standard FRP is to be used in the back room and the restrooms around all water use areas including the 3-compartment sink and backroom beverage equipment.
- n. Show chair rail (CR1) where indicated on drawing. See attached.
- o. Refer to prototype drawings for correct speaker placement. See attached.
- p. The training desk requires an electrical outlet. Revise.
- q. The "River" must extend under the service counter. See attached.
- r. Recommend one fluorescent light fixture for every 140 sq ft in the dining area. Verify.

This review is performed solely for Quizno's benefit to ensure that the schematic layout meets the requirements of The Quiznos Master LLC and complies with the design and specifications. It shall become incumbent upon you, the Project Architect to insure that the Franchisee have a final architectural plan set that complies with all applicable codes and regulations, as well as mechanical and electrical requirements suited to the restaurant needs.

During the Construction Drawing and Construction Administration phase of the project, keep us informed of any substantial changes and/or problems to the schematic. Copies of any clarifications or addenda's issued, should be sent to The Quiznos Master LLC Design and Construction Department as soon as they are issued.

Should any questions or concerns arise during this project, please contact me at [amiller@quiznos.com](mailto:amiller@quiznos.com), if I can be of any assistance.

Respectfully,  
**THE QUIZNO'S MASTER LLC**

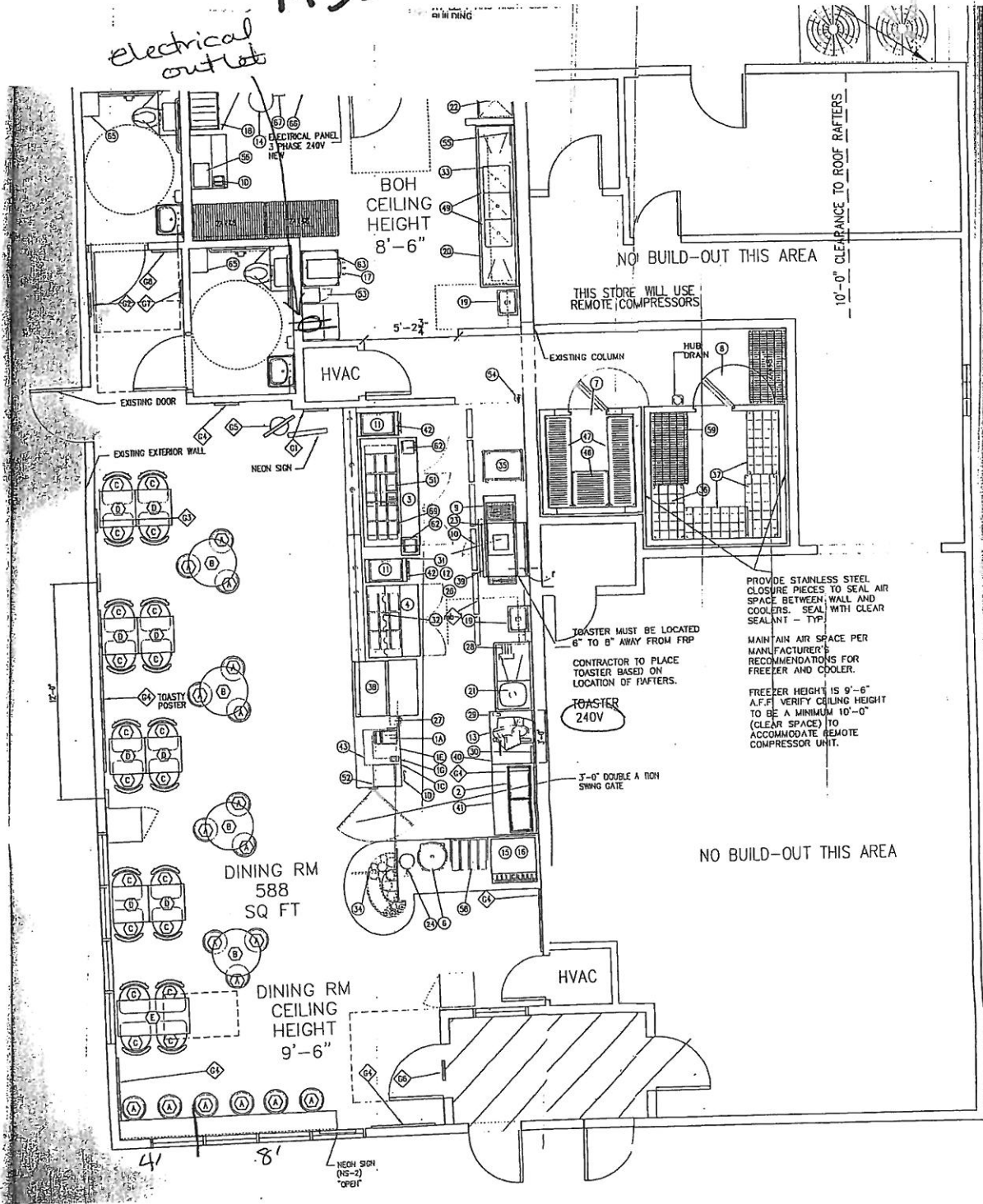


Arna Miller  
Design & Construction Department

cc: David Lake  
Robert Smith

7452

electrical outlet



EXISTING

NO BUILD-OUT THIS AREA

THIS STORE WILL USE REMOTE COMPRESSORS

10'-0" CLEARANCE TO ROOF RAFTERS

NO BUILD-OUT THIS AREA

NEON SIGN (NS-2) "OFF"

