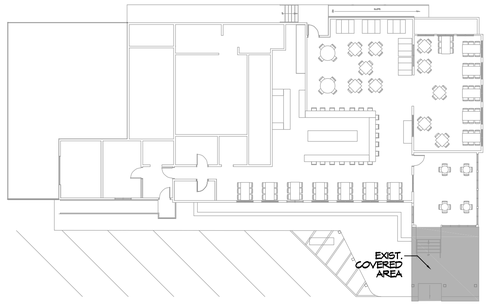

1 EXIST. PARTIAL SITE PLAN
SCALE: 1" = 20'-0"

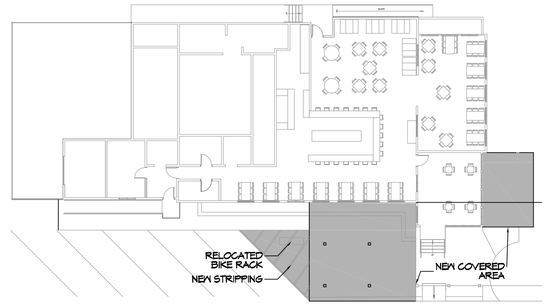

2 NEW PARTIAL SITE PLAN
SCALE: 1" = 20'-0"

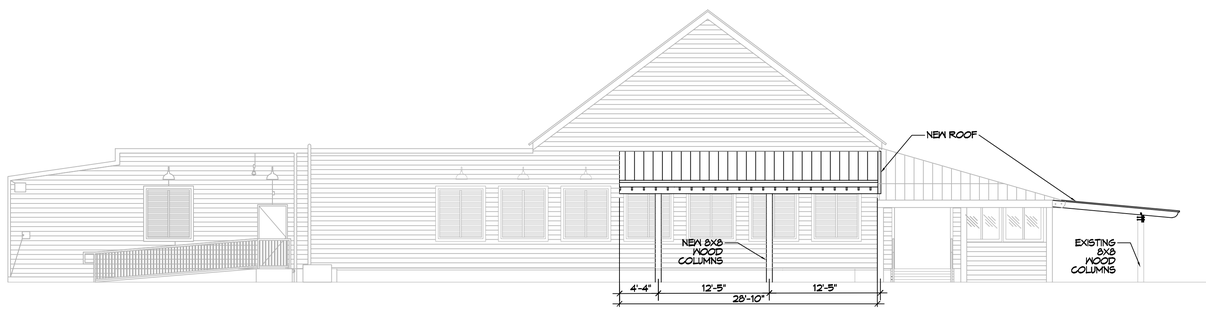

4 NORTH ELEVATION
SCALE: 1/8"= 1'-0"

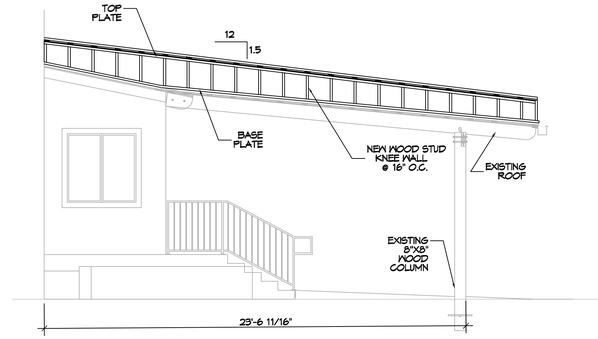

3 KNEE WALL AT EXISTING ROOF
SCALE: 1/8"= 1'-0"

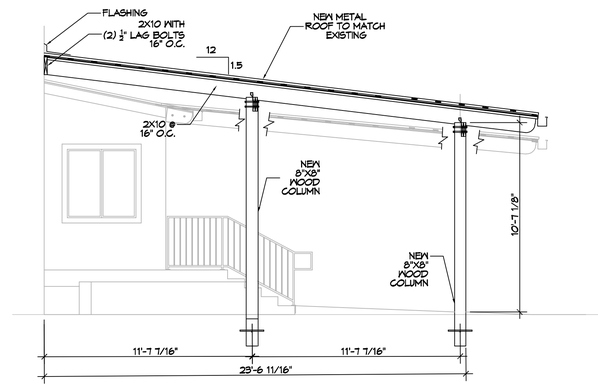

5 KNEE WALL AT EXISTING ROOF
SCALE: 1/4"= 1'-0"

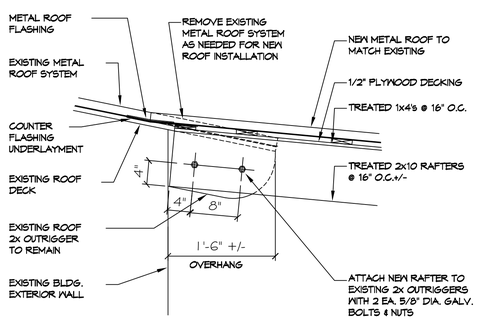

6 CONNECTION AT FRONT OF BLDG
SCALE: 1"= 1'-0"

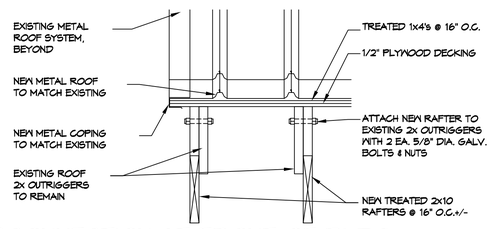

7 CONNECTION AT FRONT OF BLDG
SCALE: 1"= 1'-0"

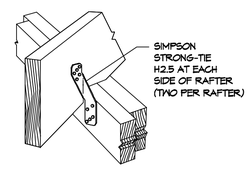

8 RAFTER TO BEAM CONNECTION
SCALE: 1"= 1'-0"

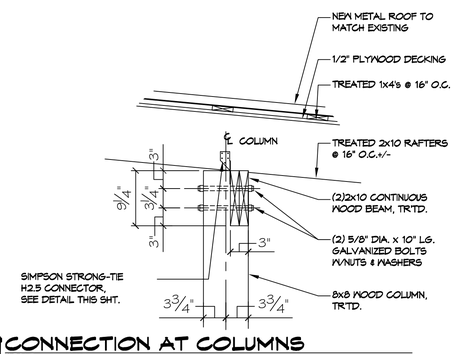

9 CONNECTION AT COLUMNS
SCALE: 1"= 1'-0"

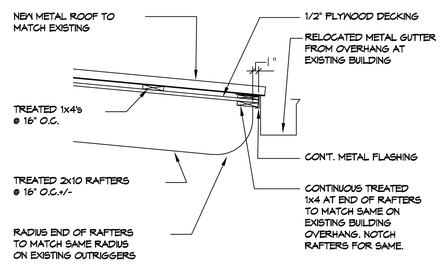

10 END OF RAFTERS
SCALE: 1"= 1'-0"

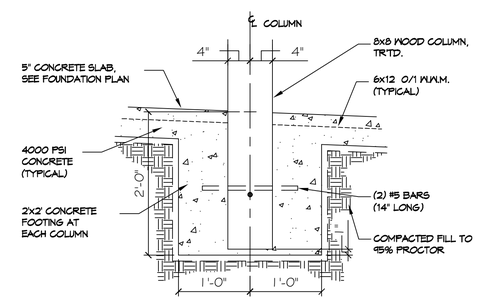

11 COLUMN FOUNDATION
SCALE: 1"= 1'-0"

DESIGN CRITERIA

THE CONSTRUCTION FOR SAID RESIDENCE, WHERE BASIC WIND SPEED IS 130 MILES PER HOUR, WIND EXPOSURE ZONE C, IS DESIGNED IN ACCORDANCE WITH: AMERICAN FOREST AND PAPER ASSOCIATION (AF&PA) WOOD FRAME CONSTRUCTION MANUAL FOR ONE AND TWO FAMILY DWELLINGS (WFCM) 2001 EDITION AS WELL AS THE INTERNATIONAL RESIDENTIAL CODE (IRC) 2015 EDITION

DAMMON ENGINEERING, INC.
LOUISIANA & MISSISSIPPI
www.dammonengineering.com
info@dammonengineering.com
PH: 985.649.5932

Chief Engineer: Brian Mistich, PE
554 Old Spanish Trail
Slidell, LA 70458

#	DESCRIPTION	DATE
	REVISIONS	

SEAL:

STATE OF LOUISIANA
BRIAN A. MISTICH
License No. 30187
PROFESSIONAL ENGINEER

NEW COVERED AREAS

SOUTHSIDE CAFE

3154 PONTCHARTRAIN DR.
SLIDELL, LA 70458

DATE: 02-16-2022
JOB No:
CHECKED BY: CJD
DRAWN BY: BAM

THE ABOVE DRAWINGS AND SPECIFICATIONS, DESIGNS AND ARRANGEMENTS REPRESENTED THEREIN ARE THE PROPERTY OF DAMMON ENGINEERING, INC. AND SHALL NOT BE REPRODUCED OR USED FOR OTHER PROJECTS EXCEPT BY AGREEMENT WITH DAMMON ENGINEERING, INC. ANY REPRODUCTION OF THESE DRAWINGS OR SPECIFICATIONS FOR OTHER PROJECTS, IN WHOLE OR IN PART, WITHOUT WRITTEN PERMISSION OF DAMMON ENGINEERING, INC. IS PROHIBITED.

SHEET TITLE:
SITE PLAN &
BLDG DETAILS

DRAWING NUMBER:

C101

SHEET No: 1 of 1