

W. ARCHITECT, P.A.

4100 LEGIONARY DRIVE, SUITE 240  
DESTIN, FLORIDA 32541  
850.865.0470  
Member of American Institute of Architects  
DBPR NBR AA 2600-1732

Copyright 2013 W. Architect, P.A.  
PROJECT # W. ARCHITECT 24 (MAY) 2013  
REPRODUCE THESE DRAWINGS AND/OR SPECIFICATIONS  
WITHOUT EXPRESS WRITTEN CONSENT OF W. ARCHITECT,  
P.A. ANY REVISIONS TO THESE DRAWINGS SHALL BE  
MADE IN ACCORDANCE WITH THE REVISIONS SHEET  
OF THE SET AND SHALL BEAM THE PROPERTY  
OF W. ARCHITECT, P.A. THESE DRAWINGS  
ARE CREATED AS EXCEPT FOR NOT THESE DRAWINGS  
ON ANY OTHER PROJECTS FOR ADDITIONS TO THIS  
UNLESS THE EXPRESSED WRITTEN PERMISSION OF W.  
ARCHITECT, P.A. IS GIVEN.

PROJECT  
**W. ANDREW POPE**  
LOUISIANA LICENSE 30533

PROJECT  
**STIX HIBACHI RESTAURANT**  
CAMELLIA SQUARE  
SLIDELL, LOUISIANA  
**STIX**  
HIBACHI & SUSHI

ISSUED FOR :  
 SCHEDULES  
 DESIGN DEVELOPMENT  
 60% REVIEW  
 100% CONTRACT DOCUMENTS  
 DEVELOPMENT ORDER  
 PRICING  
 BIDDING  
 PERMIT  
 CONSTRUCTION  
DATE: \_\_\_\_\_  
NO. OF PAGES: \_\_\_\_\_

SHEET TITLE  
**SCHEDULES & DETAILS**

REVISIONS  
DATE REMARKS  
MAY 30 2013

SHEET NO.  
**A-1.1**

MATERIAL SCHEDULE

| MARK | ROOM           | FLOOR        | BASE     | WALLS             | CEILING              | C.G. HT. | REMARKS  |
|------|----------------|--------------|----------|-------------------|----------------------|----------|--|
| 101  | SEATING AREA   | BRG SHMD OMC | WOOD     | GYP. BD.          | OPEN                 | OPEN     | STRUCTURE PAINTED PREPARE PAINT                |
| 102  | BAR            | EPOXY        | --       | STAINLESS STEEL   | OPEN                 | 10'-0"   |  |
| 103  | PIZZA PREP     | EPOXY        | --       | FRP BOARD/S.S.    | 5/8" GYP. BD.        | 10'-0"   |  |
| 104  | KITCHEN        | EPOXY        | --       | FRP BOARD/S.S.    | 2x4 LAV-IN GRID      | 10'-0"   | 2x4 PANELS TO BE ARMSTRONG CERAMGUARD OR EQUAL |
| 105  | STORAGE        | VINYL        | 4" VINYL | GYP. BD.          | 2x4 LAV-IN GRID      | 10'-0"   |  |
| 106  | CORRIDOR       | BRG SHMD OMC | TILE     | WOOD PANEL W/WOOD | 5/8" GYP. BD. (ARCH) | 8'-0"    |  |
| 107  | TOILET         | TILE         | TILE     | TILE              | 5/8" GYP. BD.        | 8'-0"    | 12"x12" TILE WANSCOTS                          |
| 108  | TOILET         | TILE         | TILE     | TILE              | 5/8" GYP. BD.        | 8'-0"    | 12"x12" TILE WANSCOTS                          |
| 109  | EQUIPMENT LOSE | FLYWOOD      | --       | OPEN              | OPEN                 | 8'-0"    |  |

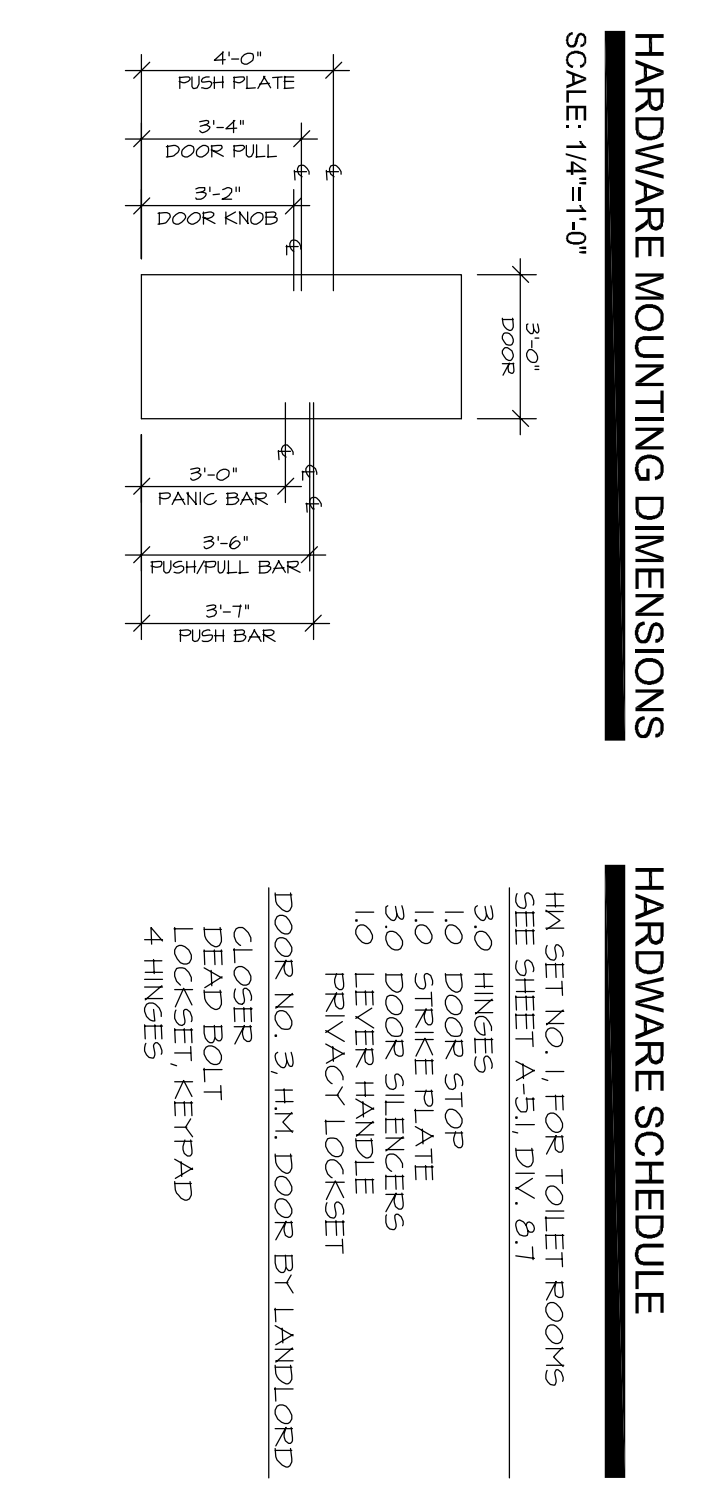
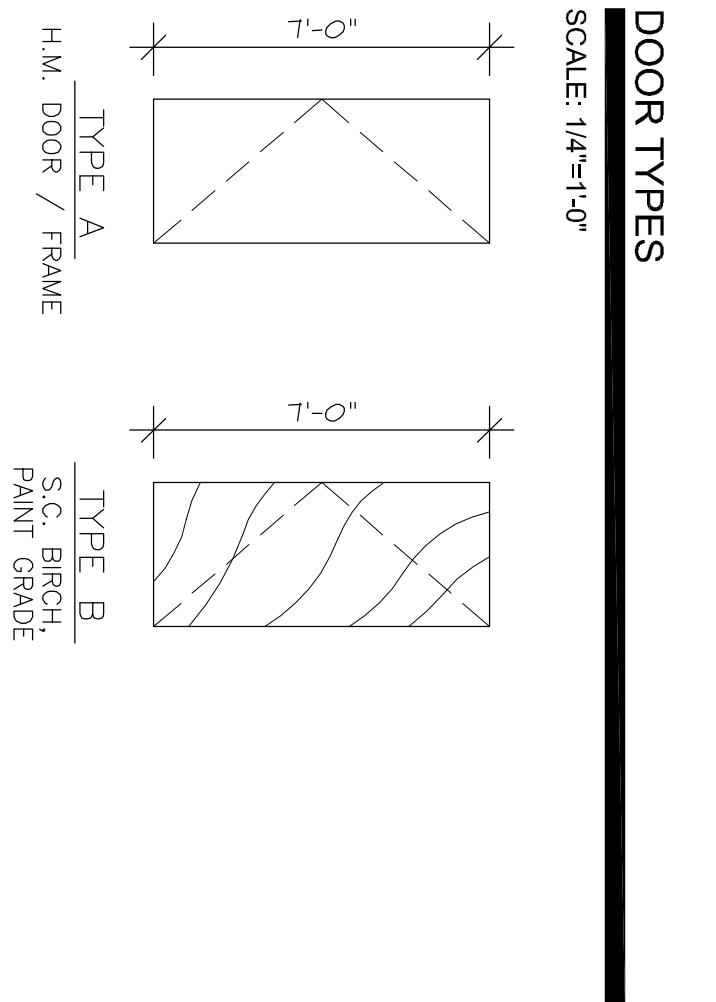
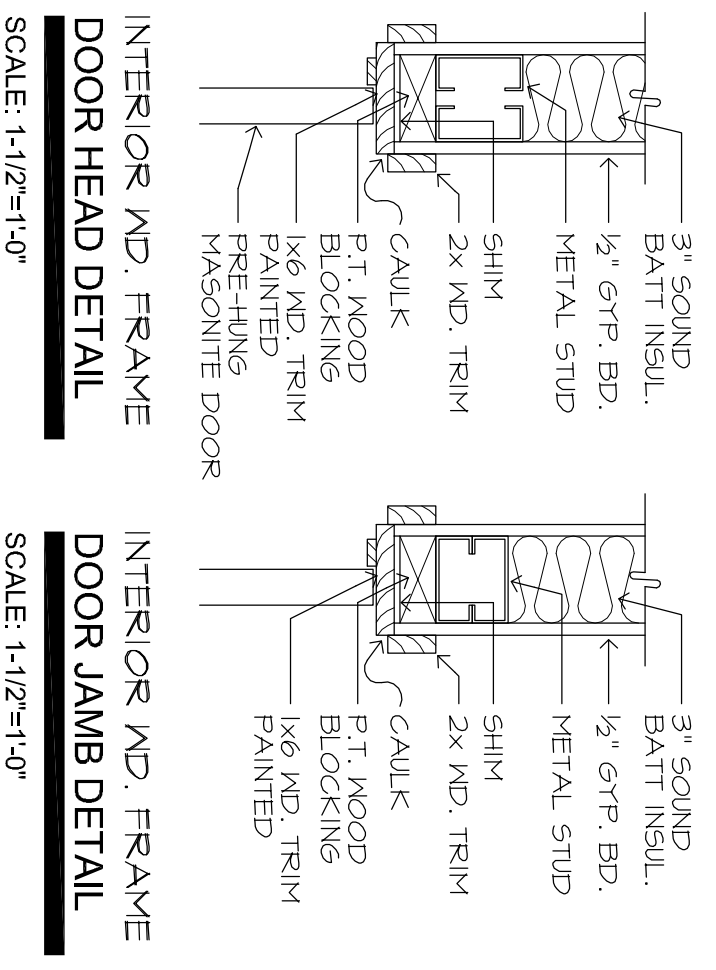
\* ALL WOOD WALLS & CEILINGS PRIMED- (1) COAT AND (2) FINISH COATS. COLORS TO BE SELECTED BY TENANT.  
\* FRP BOARD CLASS C, SMOOTH

WALL FINISH AND MATERIAL SCHEDULE ( ALL COLORS TO BE APPROVED BY OWNER )

| ITEM NO. | MATERIAL                         | DESCRIPTION                 | SUPPLIER                  | PROVIDED           | INSTALLED          |
|----------|----------------------------------|-----------------------------|---------------------------|--------------------|--------------------|
| FRP      | FIBERGLASS PANEL (KITCHEN WALLS) | CLASS 'C' SMOOTH            | LOCAL                     | GENERAL CONTRACTOR | GENERAL CONTRACTOR |
| WC-1     | AT HOOD                          | STAINLESS STEEL WALL PANELS | LOCAL RESTAURANT SUPPLIER | GENERAL CONTRACTOR | GENERAL CONTRACTOR |

PAINT FINISH AND MATERIAL SCHEDULE

| ITEM NO. | MATERIAL                | DESCRIPTION   | SUPPLIER         | PROVIDED           | INSTALLED          |
|----------|-------------------------|---|------------------|--------------------|--------------------|
| PT-1     | PAINT (EXPOSED CEILING) | UNIVERSAL BLACK 2118-10 WHITE FINISH DORMION SHERWIN WILLIAMS | SHERWIN WILLIAMS | GENERAL CONTRACTOR | GENERAL CONTRACTOR |



HARDWARE MOUNTING DIMENSIONS  
SCALE: 1/4"=1'-0"

HARDWARE SCHEDULE  
SCALE: 1/4"=1'-0"

HN SET NO. 1, FOR TOILET ROOMS  
SEE SHEET A-51, DIV. 8.7

3.0 HINGES  
1.0 DOOR STOP  
1.0 STRIKE PLATE  
3.0 DOOR SILENCERS  
1.0 LEVER HANDLE  
1.0 FIN VACU LOCKSET  
DOOR NO. 3, H.M. DOOR BY LANDLORD  
CLOSER  
DEAD BOLT  
LOCKSET KEYPAD  
4 HINGES

DOOR SCHEDULE

| MARK | SIZE  | DESCRIPTION          | TYPE | DOOR  | FRAME | H.M. | HARDWARE                               | REMARKS             | FIRE RATING |
|------|-------|----------------------|------|-------|-------|------|--|---------------------|-------------|
| 1    | 3'0"  | HOLLOW METAL         | A    | METAL | METAL | WOOD | LEVER                                  | H.M. DOOR BY TENANT | --          |
| 2    | 3'0"  | WOOD                 | B    | WOOD  | WOOD  | WOOD | * LEVER-PRIVACY W/ CLOSER & FLOOR-STOP |                     | --          |
| 3    | 3'0"  | WOOD                 | B    | WOOD  | WOOD  | WOOD | * LEVER-PRIVACY W/ CLOSER & FLOOR-STOP |                     | --          |
| 4    | 2'-4" | WOOD                 | B    | WOOD  | WOOD  | WOOD | * LEVER-ONLY                           |                     | --          |
| 5    | 3'0"  | ARCHED CASER OPENING | C    | WOOD  | WOOD  | WOOD |  |                     | --          |
| 6    | 3'0"  | ARCHED CASER OPENING | C    | WOOD  | WOOD  | WOOD |  |                     | --          |

\* DOOR HARDWARE TO MEET FBC 11-4.13.9 2007

SEE SHEET SPEC-2, DIV. 8.7

DOOR #1 & EXISTING ENTRY DOOR  
LOCKING NOTE:  
A READILY VISIBLE DURABLE SIGN IS POSTED ON THE EGRESS SIDE ON OR ADJACENT TO THE DOOR STATING: THIS DOOR TO REMAIN UNLOCKED WHEN BUILDING IS OCCUPIED. THE SIGN SHALL BE IN LETTERS 1 INCH (25mm) HIGH ON A CONTRASTING BACKGROUND.