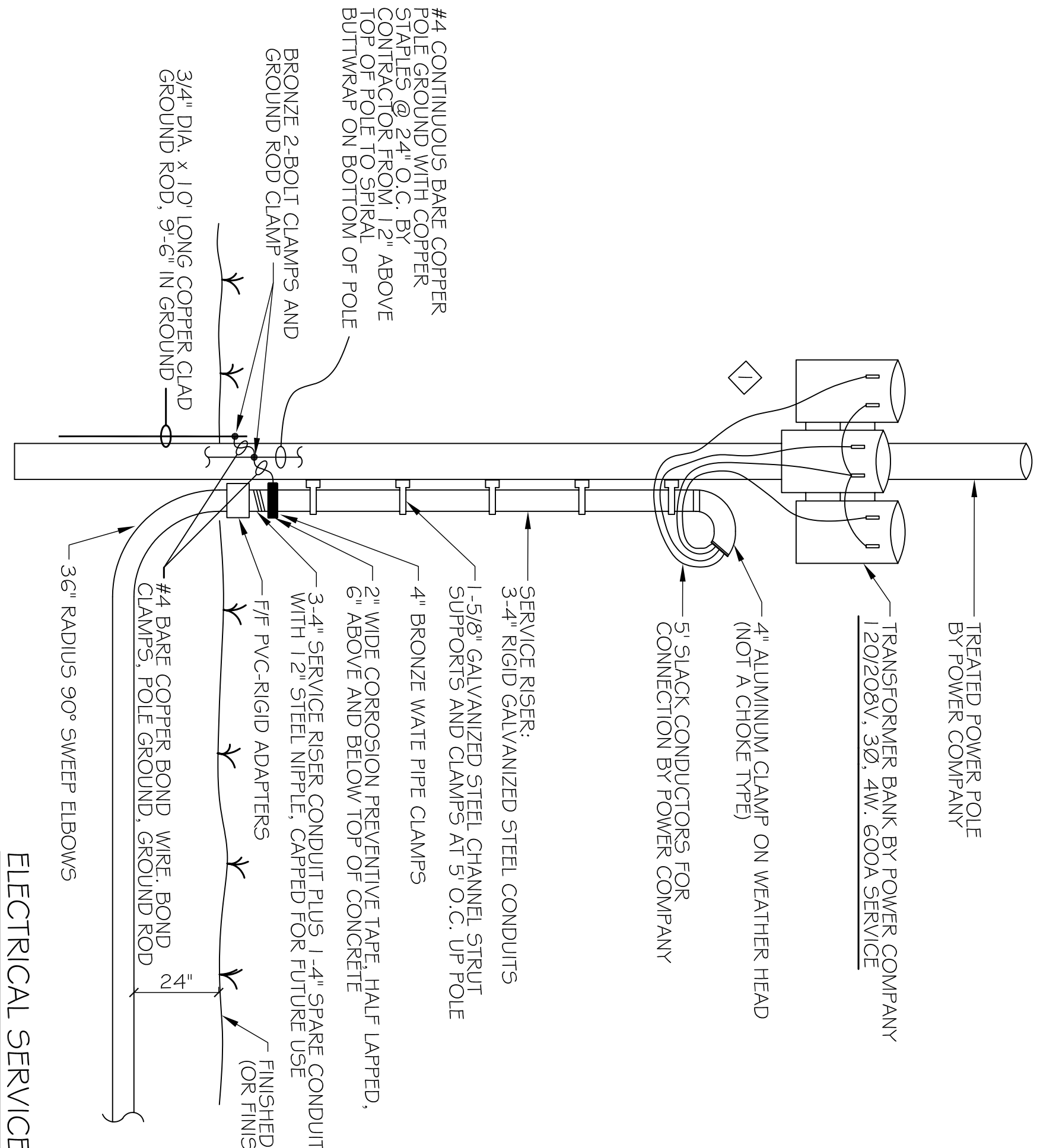
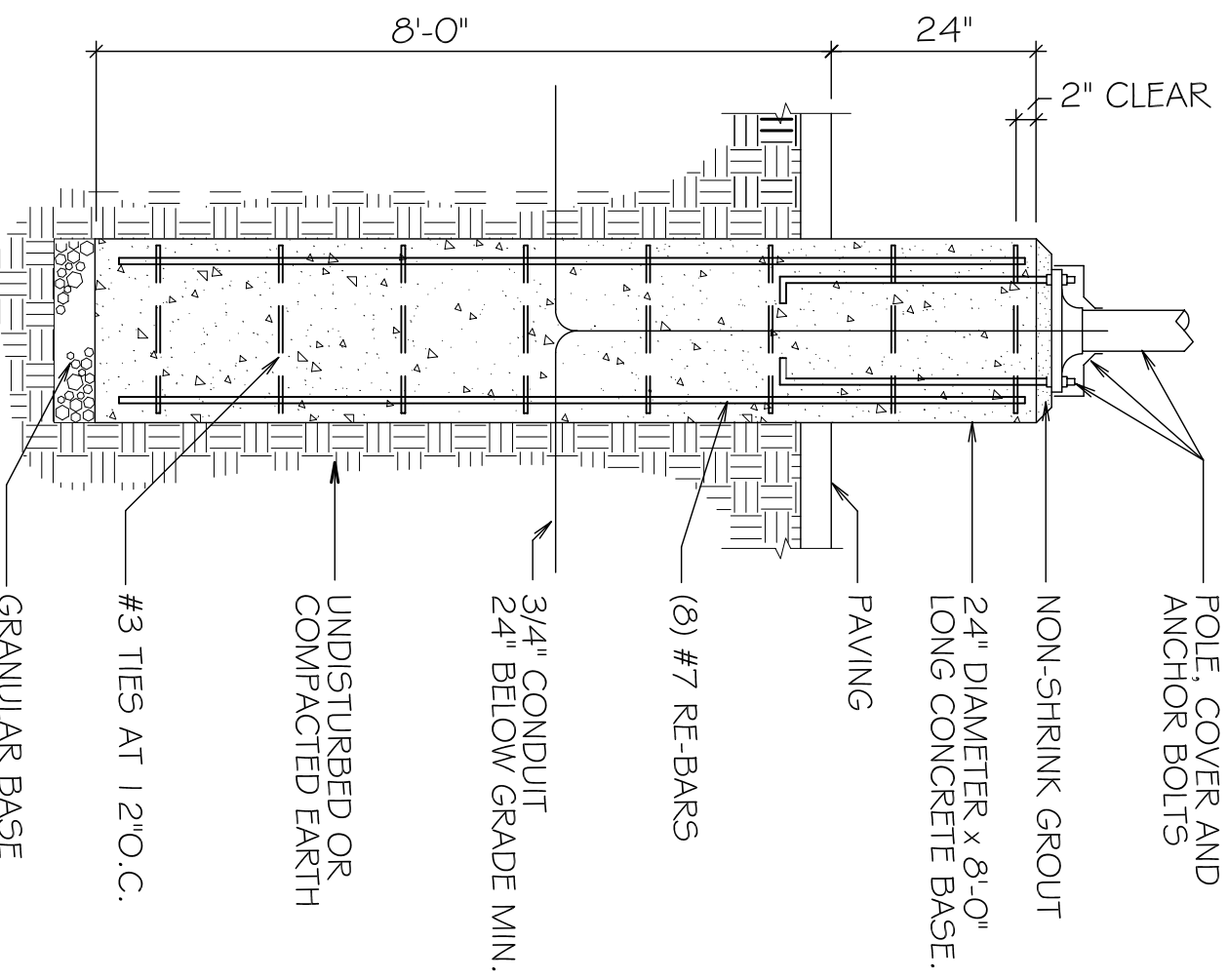


**LEGEND**

- ▶ - POWER PANEL
- ⊕ - 120V, 20A DUPLEX RECEPTACLE, 20A, 1Ø, 120V, 3 POLES, GROUND
- ⊕ - 120V, GROUND FAULT INTERRUPTER RECEPTACLE
- ⊕ - 120V, WEATHER PROOF RECEPTACLE, GROUND
- ⊕ - 208V, RECEPTACLE, 1Ø, 50A, GROUND
- ▶ - COMBINATION TEL/DATA OUTLET 1-GANG J.B. W/ 1" C (E) STUBBED UP ABOVE ACCESSIBLE CEILING W/ PULL STRING
- ⊕ - 208V, RECEPTACLE, 1Ø, 20A, GROUND
- ⊕ - RECEPT. @ COUNTERTOP HEIGHT COORDINATE WITH OWNER
- ⊕ - 120V, RECEPTACLE - FOURPLEX, 1Ø, 20A, GROUND
- ⊕ - DISCONNECT
- ⊕ - EXHAUST FAN
- ⊕ - WATER HEATER
- ⊕ - 2x4" RECESSED FLUORESCENT LAMP, STEEL HOUSING
- ⊕ - 1x4" RECESSED FLUORESCENT LAMP, STEEL HOUSING, 2 BULB FIXT.
- ⊕ - 2x2" RECESSED FLUORESCENT LAMP, STEEL HOUSING
- ⊕ - EMERGENCY LIGHT WITH 90 MIN. BATTERY BACKUP
- ⊕ - INCANDESCENT / H.I.D. FIXTURE
- ⊕ - SWITCH
- ⊕ - 3-WAY SWITCH
- ⊕ - EXIT LIGHT, 90 MINUTE BATTERY BACK-UP



**SPECIFIC NOTES**

- 1 UTILITY CO. SERVICE POLE. COORDINATE LOCATION WITH UTILITY CO. 120/208V, 3Ø, 600A SERVICE
- 2 (6)-500 MCM THHN
- 3 (1) 4" C, SCH. 80 PVC CONDUIT
- 4 COORDINATE EXACT LOCATION OF METER IN FIELD.
- 5 5-500 MCM THHN
- 6 4" C, SCH. 80 PVC
- 7 3/4" X 10" CU CLAD GRND ROD, GRND WIRE 3Ø CU, PROTECTED IN 3/4" PVC PIPE, CONNECTED TO COLD WATER SUPPLY GAS LINES AND METAL BUILDING IN ACCORDANCE WITH ARTICLE 250 OF NEC.
- 8 4-#1 THHN
- 9 1-#6 GRND
- 10 2" C, SCH. 80 PVC
- 11 120/208V, 3Ø, 4W, 150A PANEL, LA (SEE PANELBOARD SCHEDULE SHT. E-4).
- 12 4-#1 THHN
- 13 1-#6 GRND
- 14 2" C, SCH. 80 PVC
- 15 120/208V, 3Ø, 4W, 150A PANEL, RA (SEE PANELBOARD SCHEDULE SHT. E-4).
- 16 4-#1 THHN
- 17 1-#6 GRND
- 18 2" C, SCH. 80 PVC
- 19 120/208V, 3Ø, 4W, 150A PANEL, KP (SEE PANELBOARD SCHEDULE SHT. E-4).
- 20 3-500 MCM THHN
- 21 1-350 MCM THHN N.
- 22 1-#3 GRND
- 23 3-1/2" C, SCH. 80 PVC
- 24 120/208V, 3Ø, 4W, 400A PANEL, AC (SEE PANELBOARD SCHEDULE SHT. E-4).

**LIGHTING FIXTURE SCHEDULE**

TYPE	MANUFACTURER	CATALOG NUMBER	DESCRIPTION	TYPE
FL	LITHONIA	2GT8432A1 9 120 1/4	REG55SD	EQ32/25K
FL	LITHONIA	2GT8432A1 9 120 1/4	REG55SD	EQ32/25K
F2	LITHONIA	LE2521 20GFB	REG55SD	EQ32/25K
F2	LITHONIA	LE2521 20GFB	REG55SD	EQ32/25K
F3	LITHONIA	AR 2526 D16AR20	REG55SD	EQ32/25K
F4	LITHONIA	AR 2526 D16AR20	REG55SD	EQ32/25K
F5	LITHONIA	VR54C 100W 120 NL LP1	SURFACE	100W/4H
F6	LITHONIA	VR54C 100W 120 NL LP1	SURFACE	100W/4H
EX	LITHONIA	LQW5W5K1 20Z27ZFLN	SURFACE	2-321B 35K
EM	LITHONIA	GELWZ	LED	INC

**GENERAL NOTES**

ALL EQUIPMENT FURNISHED AND ALL WORK SHALL BE IN STRICT CONFORMITY WITH ELECTRICAL SECTION OF REGULATORY INSPECTIONS FOR LOCAL AND STATE FIRE MARSHALL, N.E.C., AND ALL OTHER APPLICABLE LAWS, ORDINANCES, CODES AND RULES OF CONSTRUCTION APPLICABLE IN THE LOCALITY OF WORK.

PERMITS, CERTIFICATES OF INSPECTION AND APPROVAL AS APPLICABLE TO THE VARIOUS PORTIONS OF THE WORK SHALL BE OBTAINED FROM THE INSPECTION AGENCY HAVING JURISDICTION THEREON AND SHALL BE DELIVERED TO THE ARCHITECT PRIOR TO ACCEPTANCE OF THE WORK. PAY ALL FEES REQUIRED IN CONNECTION WITH CARIOUS INSPECTIONS AND PERMITS.

ALL LIGHTING FIXTURES, SWITCHES, RECEPTACLES, PLUGMOLD ETC. SHALL COMPLY WITH STANDARDS OF U.L. INC.

ELECTRICAL PLANS SHOW GENERAL WORK TO BE PERFORMED BY CONTRACTOR AND HAS BEEN PREPARED TO ASSIST THE CONTRACTOR IN PREPARING HIS PROPOSED COST FOR THE TOTAL PROJECT. IT IS THE RESPONSIBILITY OF THE CONTRACTOR TO VISIT THE JOB SITE AND BECOME FAMILIAR WITH EXISTING CONDITIONS WHICH MAY AFFECT HIS WORK AND FINAL BID PRICE.

EACH BRANCH CIRCUIT AND/OR FEEDER SHALL HAVE A GREEN INSULATED EQUIPMENT GROUND CONDUCTOR. ALL PENETRATIONS THROUGH PARTITIONS SHALL BE PROPERLY SEALED TO MAINTAIN FIRE RATING.

THE NUMBER OF GROSSMARKS SHOWN TO INDICATE THE NUMBER OF CONDUCTORS FOR A BRANCH CIRCUIT DOES NOT INCLUDE THE EQUIPMENT GROUND CONDUCTOR.

UPON COMPLETION, CONTRACTOR SHALL FURNISH AS-BUILD SCHEMATIC DRAWING OF ALL VARIATIONS OF EXISTING PLANS TO OWNER.

UPON COMPLETION OF THE WORK, TEST THE NEW INDIVIDUAL SYSTEMS, INCLUDING ALL FEEDERS AND BRANCH CIRCUITS TO RECEPTACLES, LIGHTING WITH A 500 VOLT DC INSULATION TESTER (WITH AN 0-200 MEGOHM FULL SCALE.) ALL CONDUCTORS SHALL HAVE INSULATION TESTED WHEN WIRING SYSTEM IS COMPLETE AND A LOG KEPT OF THE CIRCUIT NAME, DATE AND MEGGER READINGS. RECORD FEEDER AND/OR CIRCUIT NAME, READINGS IN OHMS, AND SUBMIT REPORT TO ARCHITECT. CHECK FOR PROPER PHASE ROTATION. ALL TEST REPORTS SHALL BE TYPED, PROVIDE ALL INSTRUMENTS, LABOR, ETC. REQUIRED FOR TESTING. ALL TESTING SHALL BE OBSERVED BY THE ARCHITECT AND/OR REPRESENTATIVES OF ARCHITECT.

UPON COMPLETION OF ALL TESTS AND ACCEPTANCE, THE CONTRACTOR SHALL FURNISH THE OWNER A WRITTEN GUARANTEE COVERING THE ELECTRICAL WORK DONE AND EQUIPMENT INSTALLED FOR A PERIOD OF ONE YEAR FROM THE DATE OF ACCEPTANCE. DURING THE GUARANTEE PERIOD THE CONTRACTOR SHALL RECTIFY AND REPLACE ANY DEFECTIVE MATERIAL OR WORKMANSHIP AND REPAIR DAMAGE CAUSED THEREBY WITHOUT ANY ADDITIONAL COST TO THE OWNER.

CONTRACTOR SHALL COORDINATE MOUNTING HEIGHTS OF ALL WALL MOUNTED EQUIPMENT, WIRING DEVICES, ETC., WITH ARCHITECTURAL DRAWINGS PRIOR TO START OF ROUGH IN.


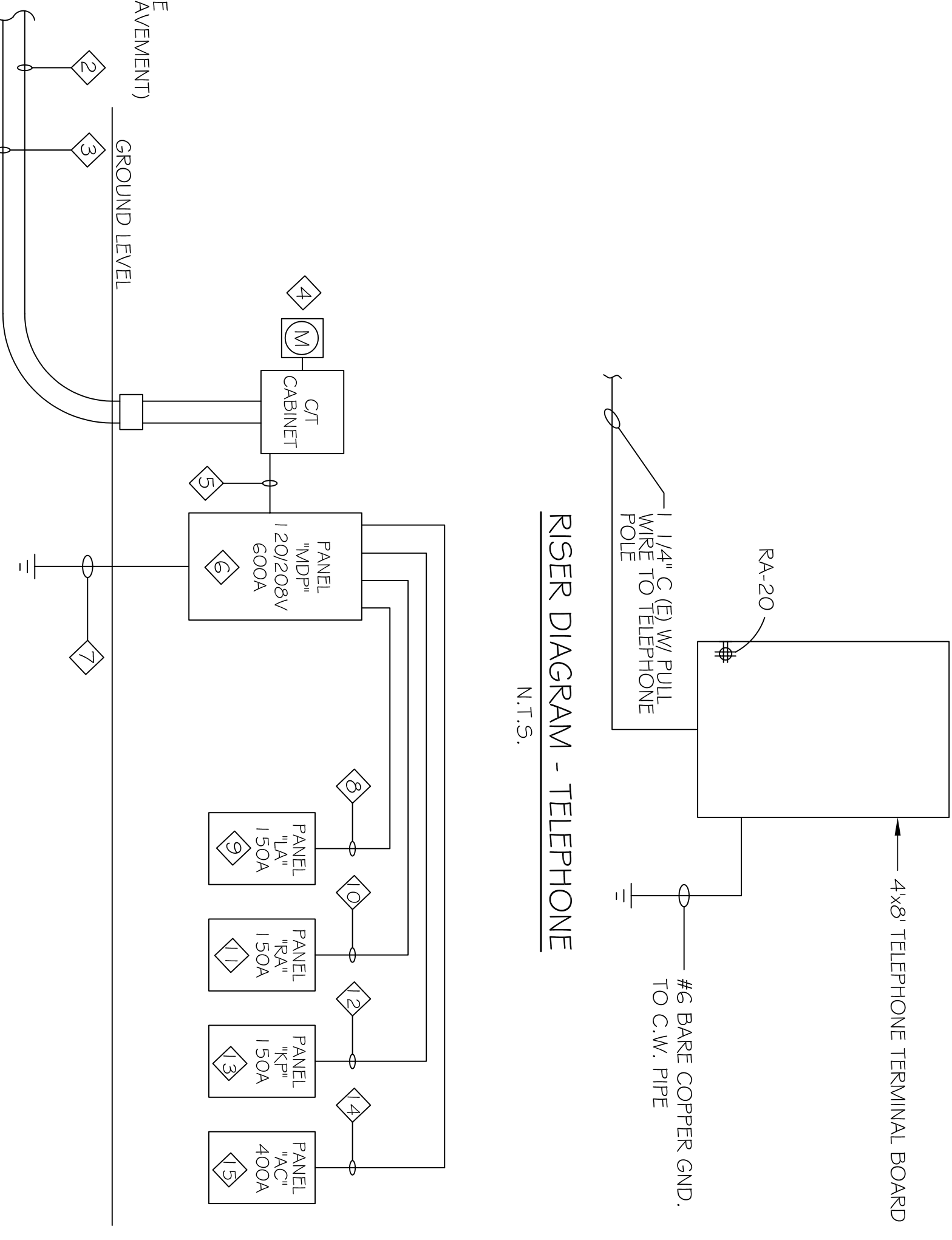
CONTRACTOR SHALL INSTALL ALL OWNER FURNISHED EQUIPMENT. THIS INCLUDES BUT NOT LIMITED TO ALL REQUIRED BOXES, FITTINGS, ASSOCIATED WIRING, RACEWAYS, ETC. CONTRACTOR SHALL COORDINATE ALL REQUIREMENTS WITH APPROPRIATE EQUIPMENT VENDOR PRIOR TO START OF ROUGHIN. CONTRACTOR SHALL MAKE ALL REQUIRED FINAL TERMINATIONS.

CONTRACTOR SHALL LOOP CONDUIT FROM ONE DEVICE BOX TO THE OTHER OR ONE LIGHT FIXTURE BOX TO THE OTHER LIGHT FIXTURE BOX AND ALL SPLICES SHALL BE MADE IN THE DEVICE BOXES AND FUTURE JUNCTION BOXES. DO NOT INSTALL ADDITIONAL JUNCTION BOXES IN CEILING OR WALLS TO BRANCH OFF CIRCUITS.

WHERE OVSIZED CONDUITS OR CONDUCTORS ARE INDICATED, THE CONDUIT AND WIRE SIZE SHALL BE INSTALLED THROUGHOUT THE ENTIRE CIRCUIT.

ALL INSTALLATION INDICATED IN CONTRACT DOCUMENTS SHALL BE FLUSH MOUNTED IN WALLS OR CEILINGS. SURFACE MOUNTED OR EXPOSED IS ACCEPTED ONLY IN WRITING BY ARCHITECT GRANTING APPROVAL.

**RISER DIAGRAM - TELEPHONE**



**DAMMON ENGINEERING, INC.**  
 CHIEF ENGINEER  
 DAMMON, P.E.  
 CHIEF ARCHITECT  
 ROBERT WILLISET

1095 FLORIDA AVENUE  
 SLIDELL, LA, 70458  
 OFFICE: 985-649-5632  
 FAX: 985-641-5950

WEBSITE:  
 WWW.DAMMONENGINEERING.COM  
 EMAIL:  
 DAMMONENG@Bellsouth.net

ARCHITECTURE  
 ENGINEERING  
 STUDIES  
 PLANNING  
 INVESTIGATION  
 EXPERT WITNESS

NEW OFFICE  
 COMPLEX  
 CHILD DEVELOPMENT  
 COUNCIL OF  
 ACADIANA, INC.  
 OPELOUSAS, LA

ELECTRICAL  
 TITLE SHEET

REV: 12-7-09 CONST.

SCALE: AS NOTED  
 JOB#: 2030

DATE: 10-19-09  
 SHEET 21