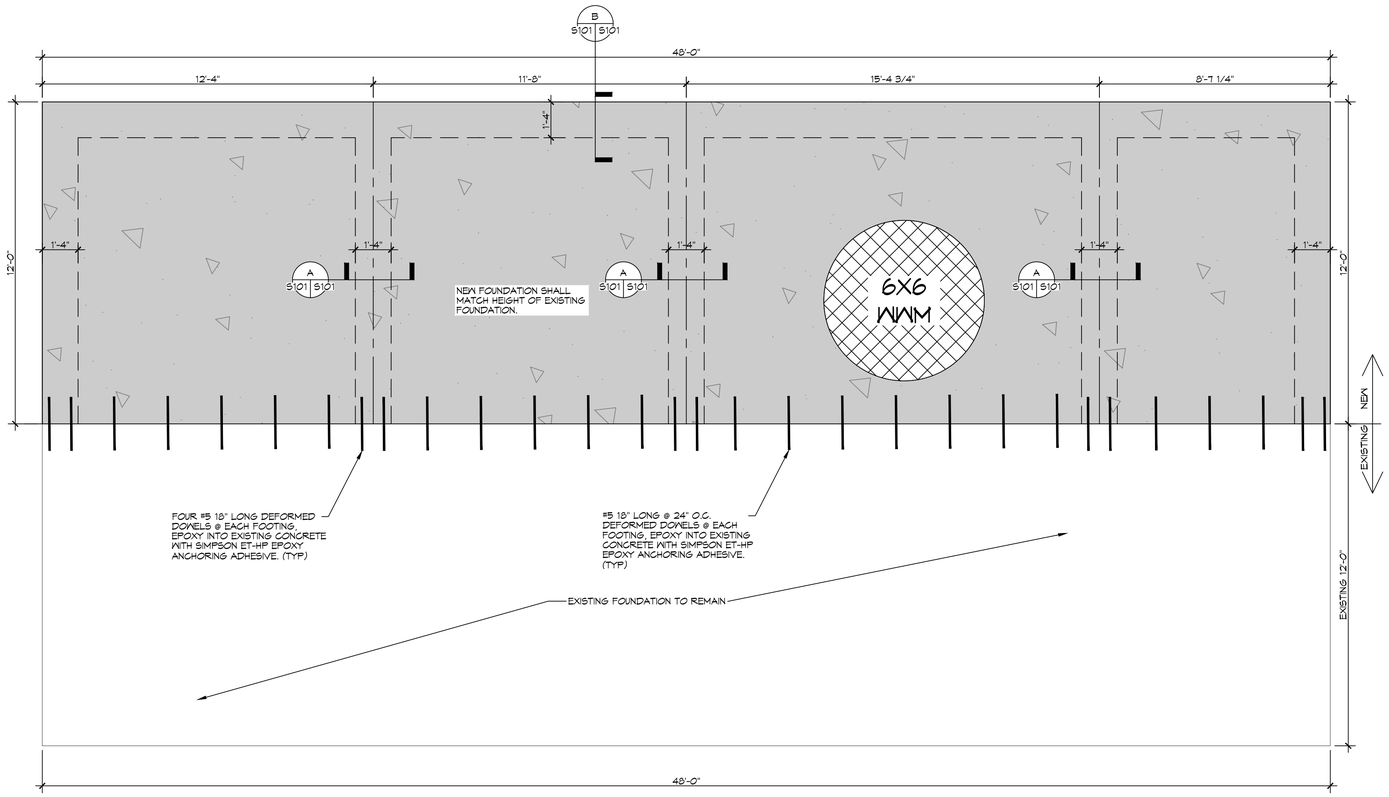

6 FOUNDATION PLAN

SCALE: 3/8= 1'-0"

FOUNDATION NOTES

1. ALL DIMENSIONS ARE EDGE OF CONCRETE (EOC) TO EDGE OF CONCRETE (EOC) UNLESS NOTED OTHERWISE.
2. VERIFY ALL PLUMBING ROUGH-IN LOCATIONS ON ARCHITECTURAL DWGS.
3. CONCRETE MIX SHALL HAVE A MINIMUM COMPRESSIVE STRENGTH OF 4000 PSI AT 28 DAYS. CONCRETE MIX SHALL BE IN ACCORDANCE WITH ACI-318.
4. ALL CONVENTIONAL REINFORCING STEEL SHALL MEET ASTM-A615 (GRADE 60).
5. TWO LAYER OF POLYETHYLENE VAPOR BARRIER SHALL BE PLACED UNDER ALL CONCRETE. VAPOR RETARDER TO BE MINIMUM 10 MIL, THICKNESS; ASTM E 1745 CLASS A, PERMEANCE LESS THAN 0.01 PERMS, EQUAL TO STEGO INDUSTRIES STEGO WRAP, ECOSHIELD-E 15 MIL BY EPRO, OR IRONBAR 15 BY FLATRON FILMS. PROVIDE APPROPRIATE ACCESSORIES FOR A COMPLETE SYSTEM.
6. ALL MESH SHALL BE SECURELY SUPPORTED TO PREVENT BOTH VERTICAL AND HORIZONTAL MOVEMENT DURING CONCRETE PLACEMENT.
7. THE CONTRACTOR SHALL VERIFY ALL DROPS, OFFSETS, BRICK LEDGES, DIMENSIONS AND CONFIGURATIONS. CONTRACTOR MUST BE RESPONSIBLE FOR SAME. SEE ARCHITECTURAL DRAWINGS.
8. FILL, AS A MINIMUM QUALITY, SHALL BE 40% CLAY AND 60% SANDY MIXTURE, PLACED IN 6" LIFTS AND COMPACTED TO A MINIMUM OF 95% STANDARD PROCTOR. FOOTINGS ARE DESIGNED TO USE SOIL WITH A BEARING PRESSURE OF 2000 LBS. PER SQUARE FOOT OR MORE. IT IS RECOMMENDED THAT THE OWNER VERIFY ALLOWABLE SOIL BEARING PRESSURE CAPACITY BY CONTRACTING THE SERVICES OF A SOILS ENGINEERING COMPANY.
9. ALL SOIL BELOW SLAB SHALL RECEIVE TERMITE TREATMENT.

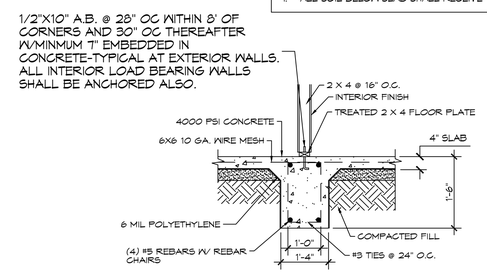

A S101 S101 INTERIOR GRADE BEAM

SCALE: N.T.S

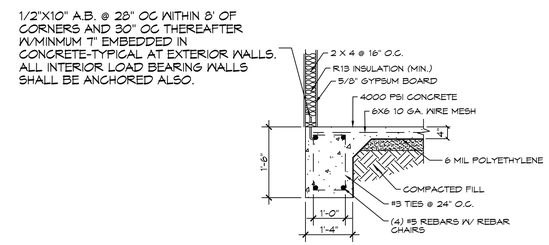

B S101 S101 BRICK EXTERIOR GRADE BEAM

SCALE: N.T.S

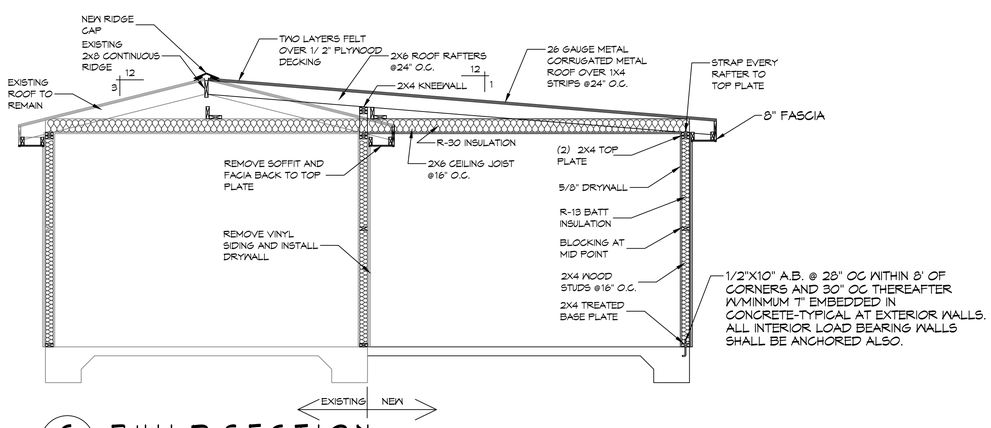

C A101 S101 BUILD SECTION

SCALE: 3/8" = 1'-0"

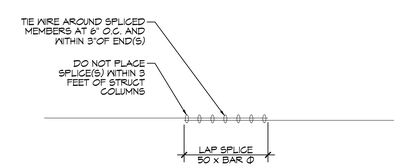

REBAR SPLICE

SCALE: 1/2" = 1' - 0"

DAMMON ENGINEERING, INC.
LOUISIANA & MISSISSIPPI
www.dammonengineering.com
info@dammonengineering.com
PH: 985.649.5832
Chief Engineer: Brian Mistich, PE
5464 Spencer Trail
Slidell, LA 70458

#	DESCRIPTION	REVISIONS	DATE

SEAL:

STATE OF LOUISIANA
BRIAN A. MISTICH
License No. 30187
PROFESSIONAL ENGINEER

SCHOOL BUILDING

ROPE JOHN PAUL II CATHOLIC HIGH SCHOOL

1901 JAGUAR DRIVE
SLIDELL, LA 70461

DATE:	06-25-2024
CHECKED BY:	BAM
DRAWN BY:	CKD
JOB No:	

THE ARCHITECT'S OR ENGINEER'S DRAWINGS, SPECIFICATIONS, AND OTHER DOCUMENTS, INCLUDING THOSE ON ELECTRONIC MEDIA, ARE INSTRUMENTS OF THE ARCHITECT'S OR ENGINEER'S SERVICE AND ARE THE PROPERTY OF THE ARCHITECT OR ENGINEER. THEY ARE TO BE RETURNED UPON REQUEST. THEY ARE NOT TO BE USED BY ANYONE FOR ANY PURPOSE OTHER THAN THE PROJECT FOR WHICH THEY HAVE BEEN PREPARED AND PROVIDED WITHOUT WRITTEN CONSENT OF THE ARCHITECT OR ENGINEER. ALL REPRODUCTIONS ARE TO BE RETURNED UPON REQUEST.

SHEET TITLE:
FOUNDATION PLAN & BUILDING SECTION

DRAWING NUMBER:

S101

SHEET No: 4 of 9