

8 FRONT ELEVATION PLAN
SCALE: 3/8" = 1'-0"

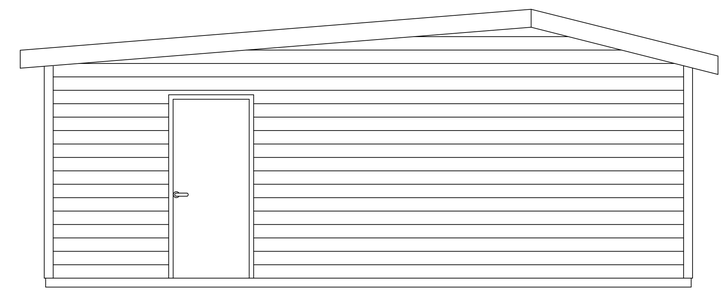

9 LEFT ELEVATION PLAN
SCALE: 3/8" = 1'-0"

26 GAUGE
METAL ROOF



10 REAR ELEVATION PLAN
SCALE: 3/8" = 1'-0"

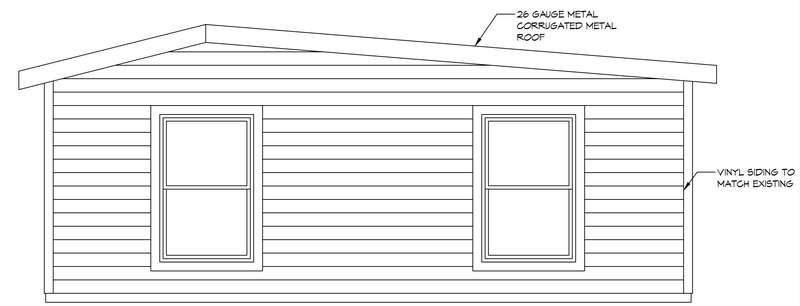

11 RIGHT ELEVATION PLAN
SCALE: 3/8" = 1'-0"



12 ROOF PLAN
SCALE: 3/8" = 1'-0"

DAMMON ENGINEERING, INC.
LOUISIANA & MISSISSIPPI
www.dammonengineering.com
info@dammonengineering.com
PH: 985.649.5832
Chief Engineer: Brian Mistich, PE
5547 Highway 77 Trail
Slidell, LA 70458

#	DESCRIPTION	DATE

REVISIONS

SEAL:

STATE OF LOUISIANA
BRIAN A. MISTICH
License No. 30187
PROFESSIONAL ENGINEER

SCHOOL BUILDING

POPE JOHN PAUL II
CATHOLIC HIGH
SCHOOL

1401 JAGUAR DRIVE
SLIDELL LA 70461

DATE: 06-25-2024
CHECKED BY: BAM
DRAWN BY: CKD
JOB No:

The design shown on this drawing is the property of Dammon Engineering, and may not be reproduced in whole or in part without the written consent of Dammon Engineering. The design shown on this drawing is prepared for the use of the owner of the building for which the work has been prepared and is not to be used for any other purpose or at any other location without the written consent of Dammon Engineering. The reproduction of this drawing for any purpose other than those authorized by Dammon Engineering is forbidden.

SHEET TITLE:
EXTERIOR ELEVATIONS
AND ROOF PLAN

DRAWING NUMBER:
A102

SHEET No: 7 of 9

FILE NAME: J:\C - Schools Priority\Pope John Paul Middle Classroom\Current Drawings\A102 - Elevation Plan.dwg PLOT DATE & TIME: Monday, July 8, 2024 12:53:13 PM