M-K ENGINEERING, INC.
CONSULTING ENGINEERS
HVAC-PLUMBING-FIRE PROTECTION-ELECTRICAL
4323 DIVISION STREET, SUITE 211
METAIRIE, LOUISIANA 70002
TEL. (504)887-2376, FAX (504)887-2302

REVISIONS	BY

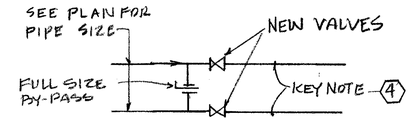

3 ME-1 NEW BY-PASS DETAIL

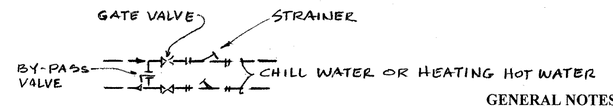

2 ME-1 EXISTING SHUTOFF VALVE DETAIL
N.T.S

GENERAL NOTES:

1. THE EXISTING HEATING AND COOLING SYSTEMS MUST STAY IN OPERATION ALL THE TIME WHILE THE REPLACING THE EXISTING SYSTEMS WITH NEW SYSTEMS EXCEPT EACH PHASE OF WORK NEED TO BE PERFORMED.
2. THE LOCATION OF EXISTING PIPING, VALVES, SUPPORTS , ETC. ON EXISTING ROOF SHALL BE FIELD VERIFIED BY THE CONTRACTOR.
3. THE EXISTING PIPE LOOPS NEED TO BE TEMPORARY CUT IF CONFLICT WITH NEW ROOF AND/OR NEW PIPING INSTALLATION.
4. ALL EXISTING PIPING ON ROOF MUST BE REMOVED AFTER COMPLETING ALL PHASES OF WORK.
5. REMOVE ALL EXISTING FAN COIL UNITS AND RELATED PIPING, DUCT WORK, CONTROL, ELECTRICAL, SUPPORTS, ETC. ALL VERTICAL SUPPLY AND RETURN AIR DUCTS TO BE REMOVED TOO.
6. PROVIDE TEMPORARY ISOLATION VALVES AND BY PASS IN EXISTING PIPES TO PERFORM THE WORK IN EACH PHASE.
7. EXTEND ALL PLUMBING VENT PIPES through NEW METAL ROOF. THE SIZE SAME AS EXISTING. CONTRACTOR MUST FIELD VERIFY THE LOCATION AND QUANTITY OF VENT PIPES IN THE FIELD.
8. ELECTRICAL CONDUITS SHALL BE LOWERED AT EACH LOOP. PROVIDE JUNCTION BOXES AND WIRES AS REQUIRED.

KEY NOTES

1. REMOVE THE EXISTING FAN COIL UNIT WITH RELATED PIPING, DUCT, CONTROL, ELECTRICAL, LOUVER, GRILLE, ETC.
2. REMOVE EXISTING CHILLED AND HOT WATER PIPING IN EACH PHASE OF WORK.
3. REMOVE EXISTING CONDENSING UNIT/PACKAGE UNIT WITH RELATED PIPING, DUCT, CONTROL, ETC.
4. PROVIDE TEMPORARY NEW ISOLATION VALVES AND BY-PASS.
5. EXIST. CHILLED AND HOT WATER PIPES LOOP (VERTICAL). LOWER AS REQUIRED FOR NEW ROOF INSTALLATION.

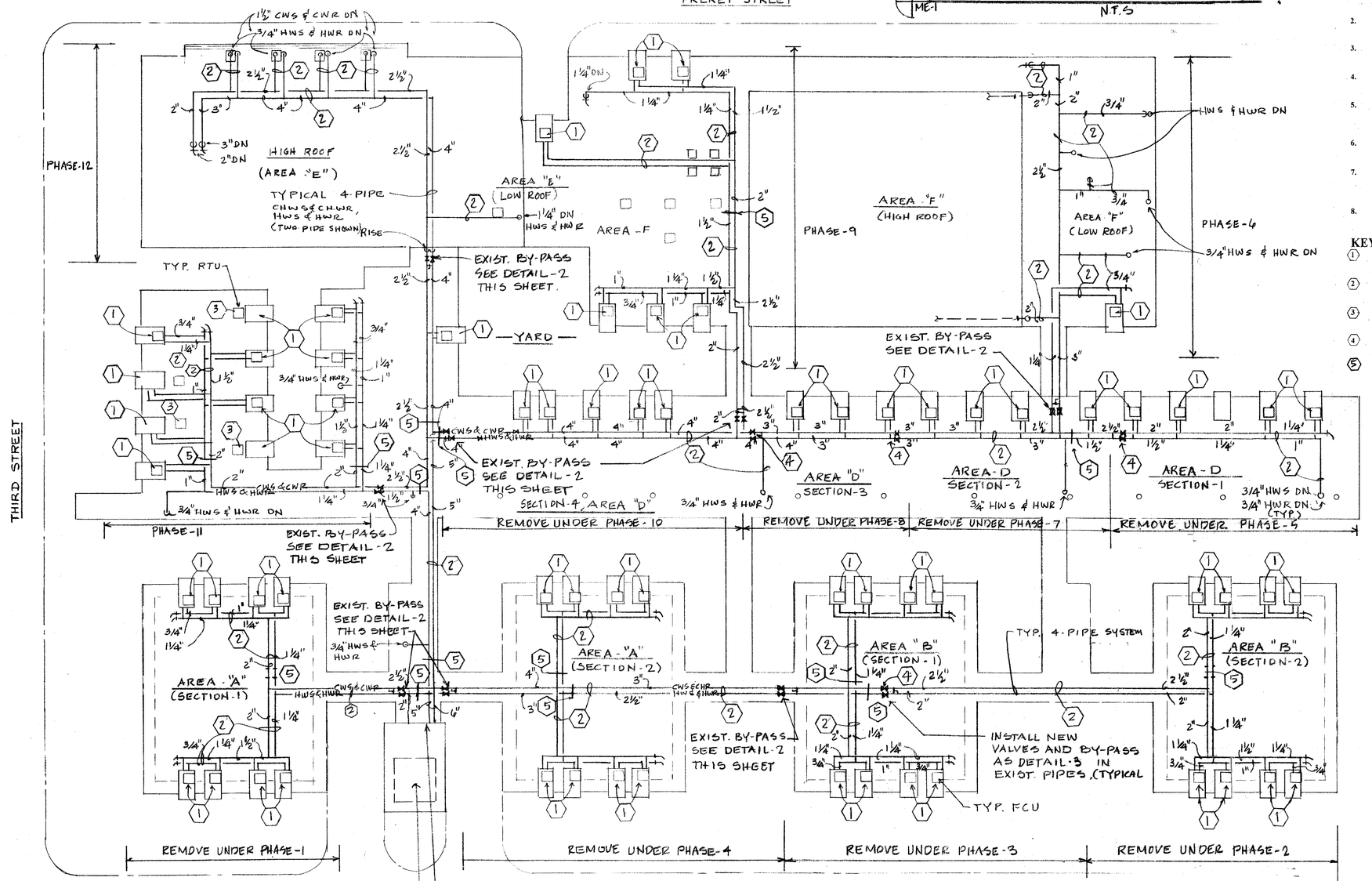

SEE SHEET ME-5 FOR MECH ROOM FOR CONTINUATION

REMOVE COOLING TOWER AND RELATED PIPING, SUPPORTS, CONTROL, ETC ABOVE ROOF.

1 ME-1 ROOF PLAN-HVAC DEMOLITION
SCALE: 1"=20'-0"

NOTES:

1. REFER TO SHEET ME-4 FOR DESCRIPTION OF
2. SEE SHEET ME-2 FOR DETAIL - (2) OF KEY NOTE (5)
3. TWO PIPES SHOWN FOR CLEARITY. REMOVE ALL FOUR-PIPE SYSTEM.
4. REMOVE ALL FAN COIL UNITS.

THESE PLANS AND SPECIFICATIONS HAVE BEEN PREPARED BY OR UNDER MY CLOSE SUPERVISION, AND TO THE BEST OF MY KNOWLEDGE AND BELIEF, THEY COMPLY WITH ALL CITY REQUIREMENTS AND THAT I / AM NOT / ADMINISTERING THE WORK.
ENGINEER Magan K. Kansagra
LICENSE NO. 20491

STATE OF LOUISIANA
MAGAN K. KANSAGRA
REG. No. 20491
REGISTERED PROFESSIONAL ENGINEER
MECHANICAL ENGINEERING

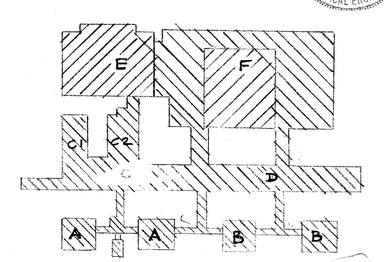

KEY PLAN
N.T.S

CONSULTANT
BYRON J. STEWART & ASSOC.
ARCHITECTS & PLANNERS
2300 MARENGO ST.
NEW ORLEANS, LA. 70115
(504) 897-5339

CLIENT
NEW ORLEANS PARISH SCHOOL BOARD
4300 ALMONASTER AVE
NEW ORLEANS, LA.

PROJECT
CARTER G. WOODSON MIDDLE SCHOOL
RE-ROOFING & MECHANICAL REPAIRS

DRAWN	KK
CHECKED	MK
DATE	4-21-97
SCALE	AS NOTED
JOB NO.	
SHEET	ME-1
OF	22 SHEETS

NATIONAL PRINTWEST NO. 286AG-8-24X36