NOTE

RESECURE ALL EXISTING UNITS TO ROOF CURBS.

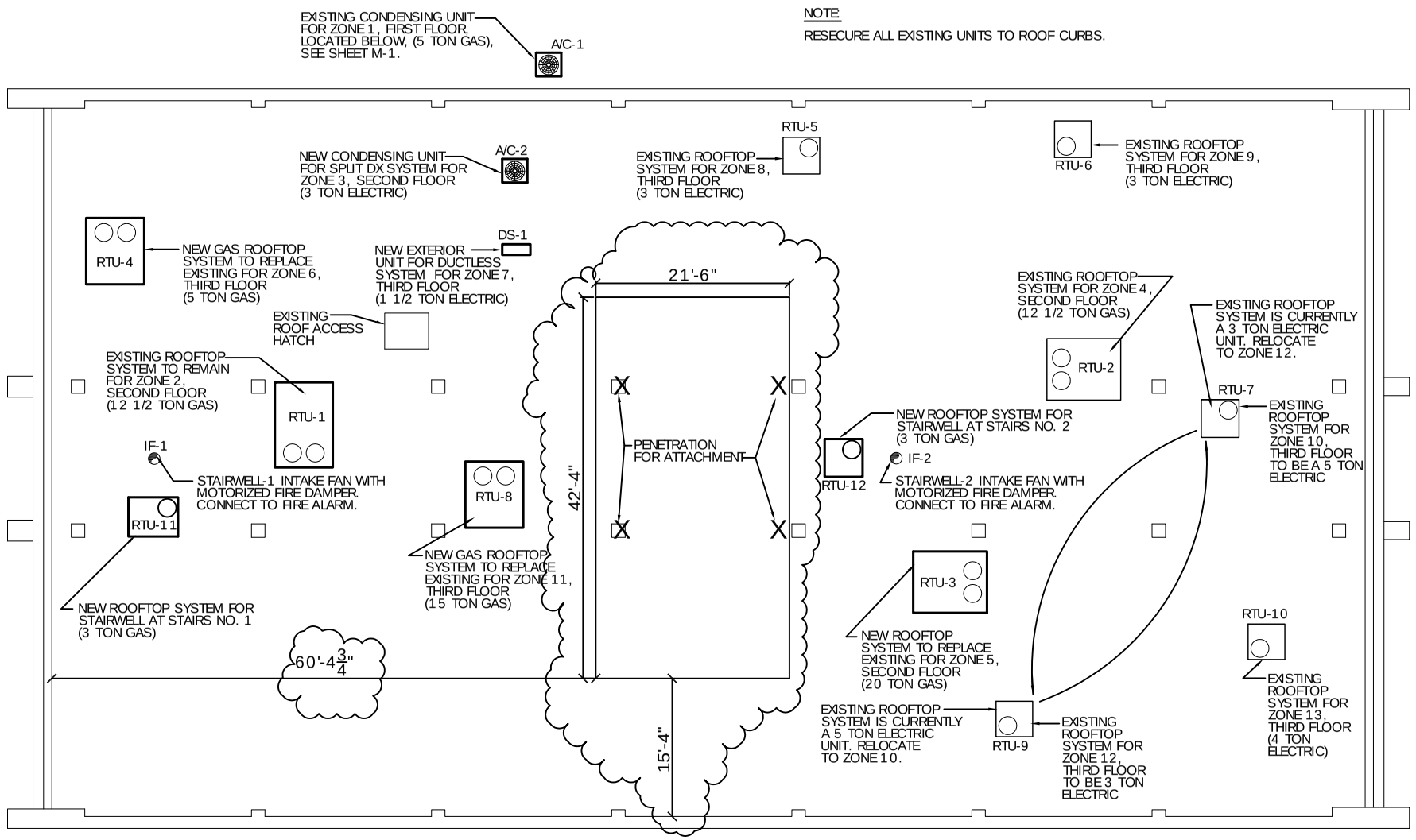

ROOF MECHANICAL EQUIPMENT PLAN

SCALE 1/8"= 1'

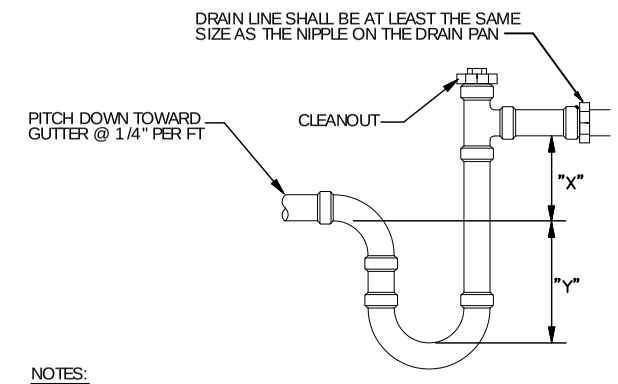

NOTES:

LENGTHS "X" AND "Y" SHALL BE DETERMINED BY ROOFTOP UNIT EQUIPMENT BASED ON TOTAL STATIC PRESSURE

"X" AND "Y" SHALL BE EQUAL TO MINIMUM 1/2 TOTAL UNIT STATIC PRESSURE.

ALL CONDENSATE PIPING SHALL BE SLOPED AT 1/4" PER FOOT

CONDENSATE TRAP DETAIL

NOT TO SCALE

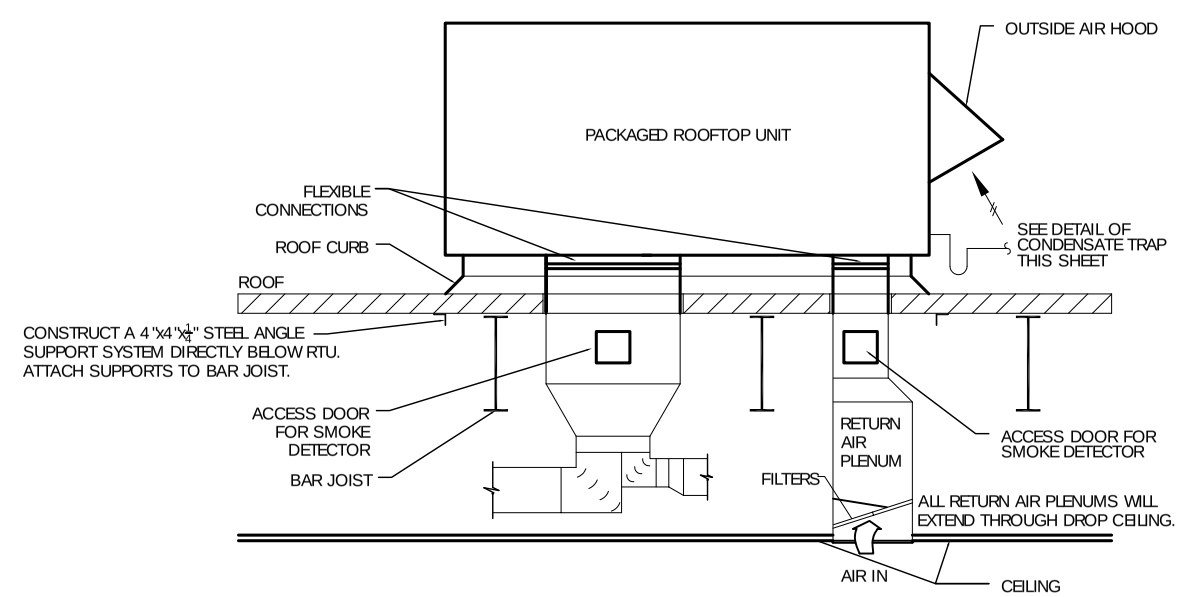

TYPICAL ROOFTOP UNIT DETAIL

NOT TO SCALE

DAMMON ENGINEERING, INC

CHIEF ENGINEER
EMMETT
DAMMON, P.E.

CHIEF ARCHITECT
ROBERT
WILTSE

1095 FLORIDA AVENUE
SLIDELL, LA. 70458
OFFICE: 985-649-5832
FAX: 985-641-5950

WEBSITE:
WWW.DAMMONENGINEERING.COM

EMAIL:
DAMMONENG@BELLSOUTH.NET

ARCHITECTURE

ENGINEERING

STUDIES

PLANNING

INVESTIGATION

EXPERT WITNESS

PAUL MITCHELL SCHOOL
3321 HESSMER AV
METAIRIE, LA
70002

ROOF MECHANICAL EQUIPMENT PLAN

REV:05-24-10

SCALE: AS NOTED

JOB#:2051

DATE: 02-05-10

SHEET

M-6

OF