

**NEW 3 SECTION ELEMENTARY SCHOOL
AT FISK-HOWARD SCHOOL
RECOVERY SCHOOL DISTRICT**
 211 S. LOPEZ STREET
 NEW ORLEANS, LOUISIANA 70119

DATE ISSUED: 7 DECEMBER, 2012
 REVISED:
 REVISED:
 REVISED:
 REVISED:
 DRAWN BY: SMB
 CHECKED BY:
 PHASE:

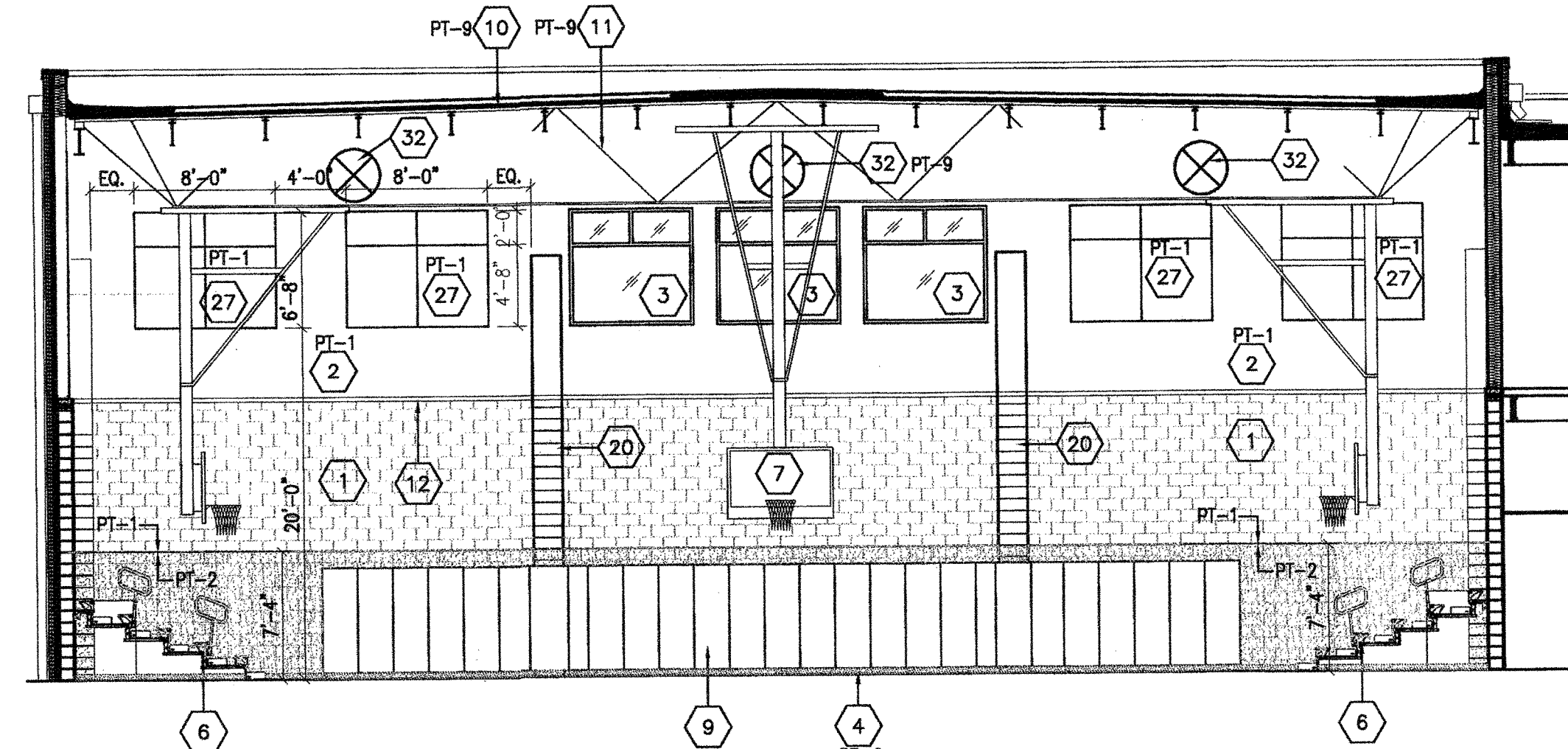
BID DOCUMENTS

11085

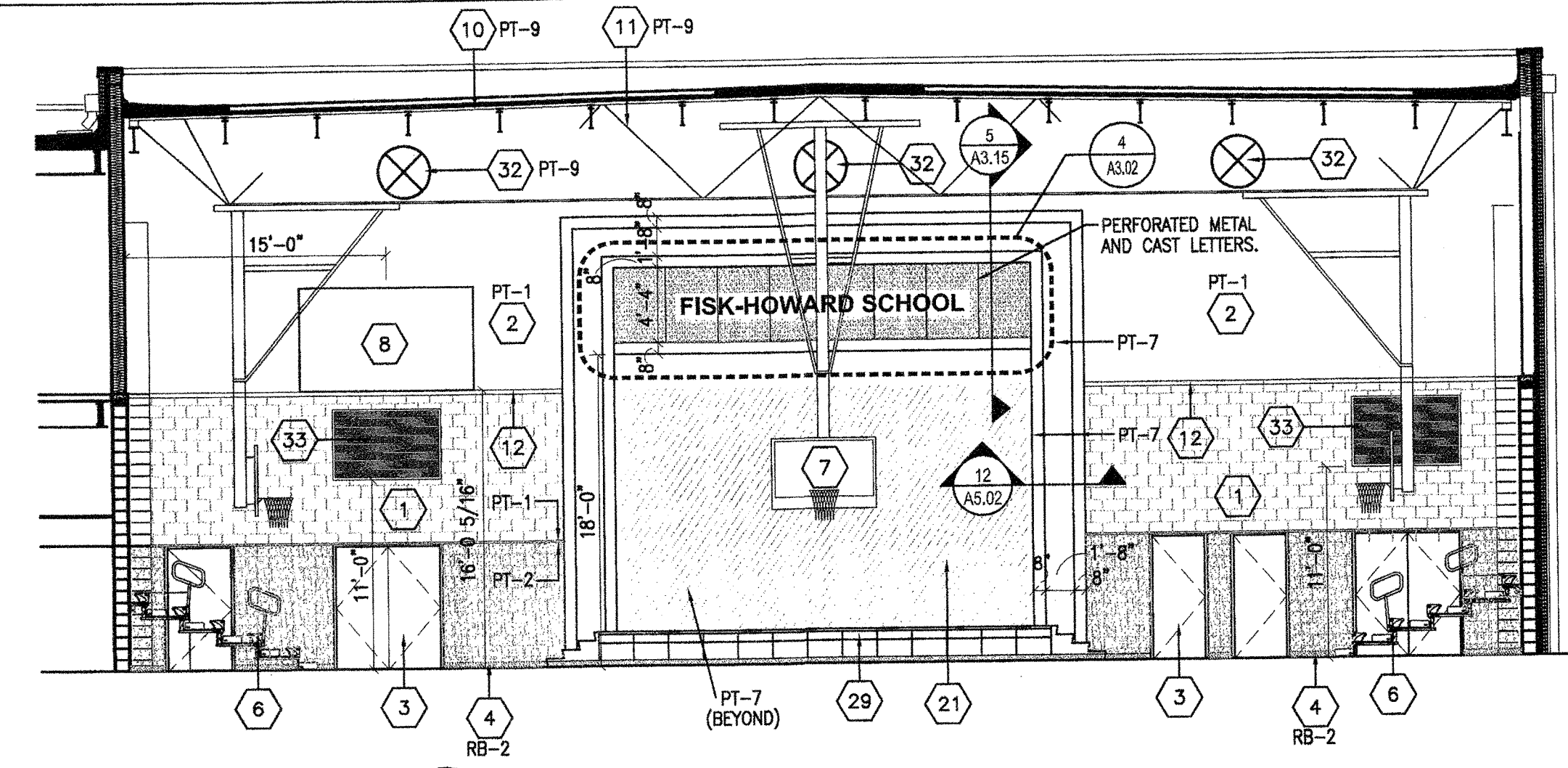
TITLE:
 INTERIOR ELEVATIONS
 GYMNASIUM

SHEET:

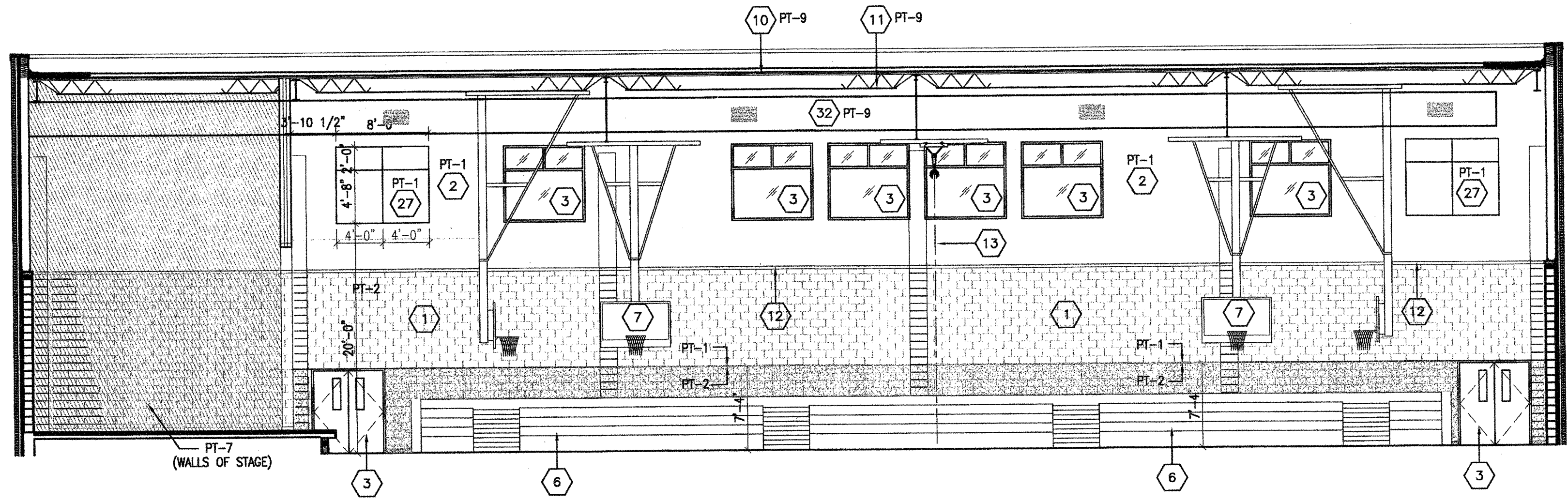
A4.20



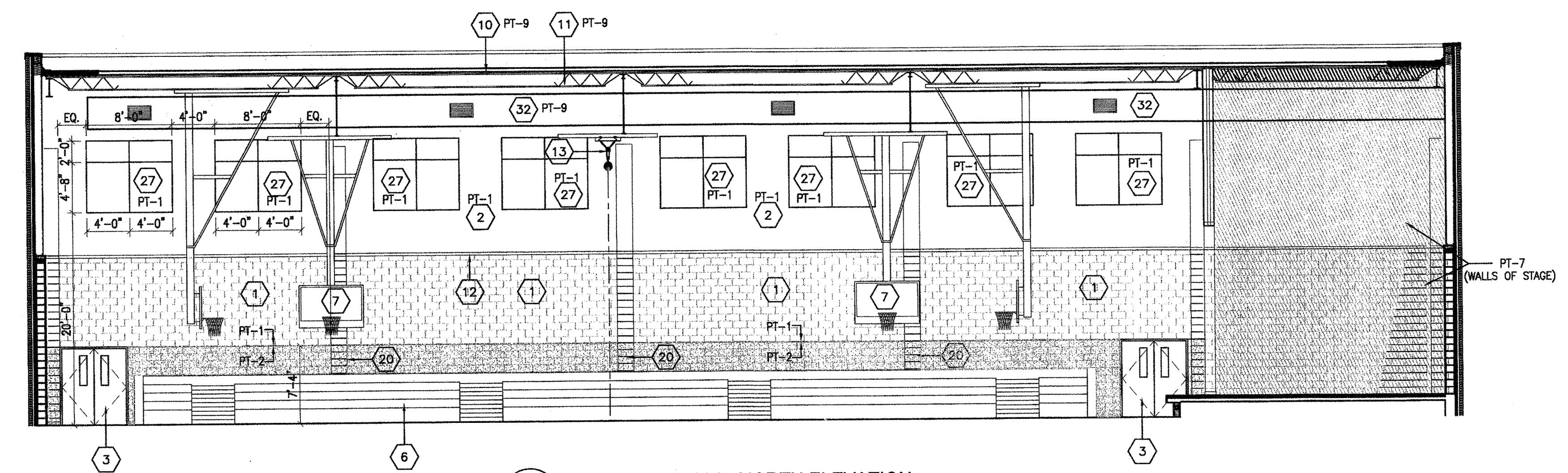
2 GYMNASIUM 1034- WEST ELEVATION
 A4.20 SCALE: 1/8" = 1'-0"



1 GYMNASIUM 1034- EAST ELEVATION
 A4.20 SCALE: 1/8" = 1'-0"



3 GYMNASIUM 1034- SOUTH ELEVATION
 A4.20 SCALE: 1/8" = 1'-0"



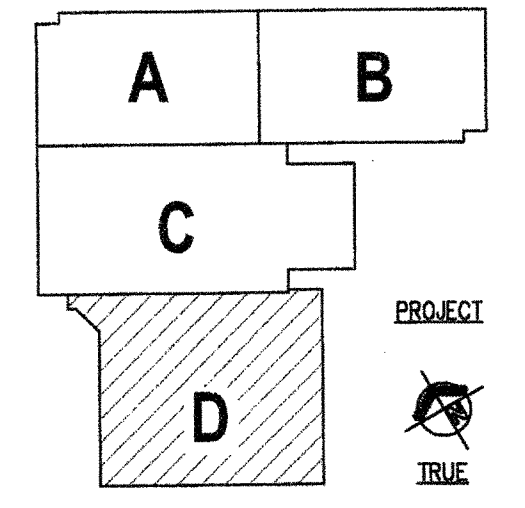
4 GYMNASIUM 1034- NORTH ELEVATION
 A4.20 SCALE: 1/8" = 1'-0"

GENERAL NOTES

- ALL WALLS OF CLASSROOM ALCOVES SHALL BE PAINTED SPECIFIED COLOR (SEE A6.00, A6.01, AND A6.02).
- INSTALL TERRAZZO BASE TERB-1 A2 FIRST FLOOR CORRIDORS. QUARRY TILE BASE QTB-1 SHALL BE INSTALLED @ 2ND & 3RD FLOOR CORRIDORS.
- REFER TO SHEETS A6.00 & A6.08 FOR LOCKER COLOR DESIGNATIONS.
- UNLESS OTHERWISE NOTED, LOCKERS ARE TO BE LOCKER COLOR 1 AS LOCKER PER SPECIFICATIONS.
- RETURN TERRAZZO BASE AND ALL WALL BASE INTO DOOR OPENINGS / FRAMES.
- EXPOSED DUCTWORK IS TO BE PAINTED.
- CMU BLOCK AND TILE PATTERNS ARE REPRESENTATIVE OF MATERIAL ONLY, NOT FOR USE OF COURSING LAYOUT.

INTERIOR ELEVATION NOTES

- (ALL NOTES MAY NOT BE USED ON THIS DRAWING)
- CONCRETE MASONRY UNIT (CMU), PAINTED.
 - GYPSON WALLBOARD (GWB) PAINTED.
 - REFER TO OPENING SCHEDULE.
 - WALL BASE, REFER TO ROOM FINISH SCHEDULE.
 - GYPSON WALLBOARD BULKHEAD (GWBH), PAINTED.
 - BLEACHERS, REFER TO EQUIPMENT PLANS.
 - BASKETBALL BACKSTOP, REFER TO EQUIPMENT PLANS.
 - SCOREBOARD, REFER TO EQUIPMENT PLANS AND ELECTRICAL PLANS.
 - WALL PADDING, REFER TO EQUIPMENT PLANS.
 - STEEL DECK, PAINTED.
 - STEEL JOISTS, PAINTED.
 - STEEL CHANNEL TO CAP CMU, PAINTED. REFER TO WALL SECTIONS.
 - GYM DIVIDER CURTAIN, REFER TO EQUIPMENT PLANS.
 - EDUCATIONAL CASEWORK, REFER TO EQUIPMENT PLANS.
 - MARKERBOARD, REFER TO EQUIPMENT PLANS.
 - TACKBOARD, REFER TO EQUIPMENT PLANS.
 - INTERACTIVE WHITE BOARD, REFER TO TECHNOLOGY DRAWINGS.
 - TACKABLE WALL SURFACE FROM CORNER TO CORNER AND TOP OF RESILIENT BASE TO CEILING. REFER TO DETAIL 16-A1.62.
 - ELECTRIC WATER COOLER.
 - COLUMN WRAP, REFER TO PLAN DETAILS.
 - STAGE OPENING / CURTAIN.
 - DASHED LINE INDICATES ACOUSTICAL CURTAIN IN CLOSED POSITION.
 - SUSPENDED CEILING LEVEL.
 - PAINTED EXPOSED STRUCTURE AT OPENING BETWEEN SUSPENDED CEILING.
 - LIBRARY SHELVING, REFER TO EQUIPMENT PLANS.
 - OPERABLE WALL.
 - ABUSE RESISTANT ACOUSTICAL WALL TREATMENT (AR-AWT), PAINTED.
 - ACOUSTICAL WALL TREATMENT (AWT).
 - WALL PADDING AT STAGE, SEE DETAIL 2-A1.64.
 - 12" TACK STRIP.
 - TWS (TACKABLE WALL SURFACE) TO BE 4'-0"W PANELS AND RUN VERTICALLY.
 - MECHANICAL DUCTWORK, PAINTED.
 - MECHANICAL LOUVER, PAINT TO MATCH ADJACENT WALL COLOR.



KEY PLAN

VERIFICATION NOTE

CONTRACTOR SHALL VERIFY ALL DIMENSIONS AND CLEARANCES AND ALL EXISTING FIELD CONDITIONS BEFORE STARTING CONSTRUCTION. COMMENCEMENT OF WORK CONSTITUTES ACCEPTANCE OF CONDITIONS.

SHOULD DIFFERENT CONDITIONS BE ENCOUNTERED, CONTACT THE ARCHITECT BEFORE PROCEEDING WITH WORK.