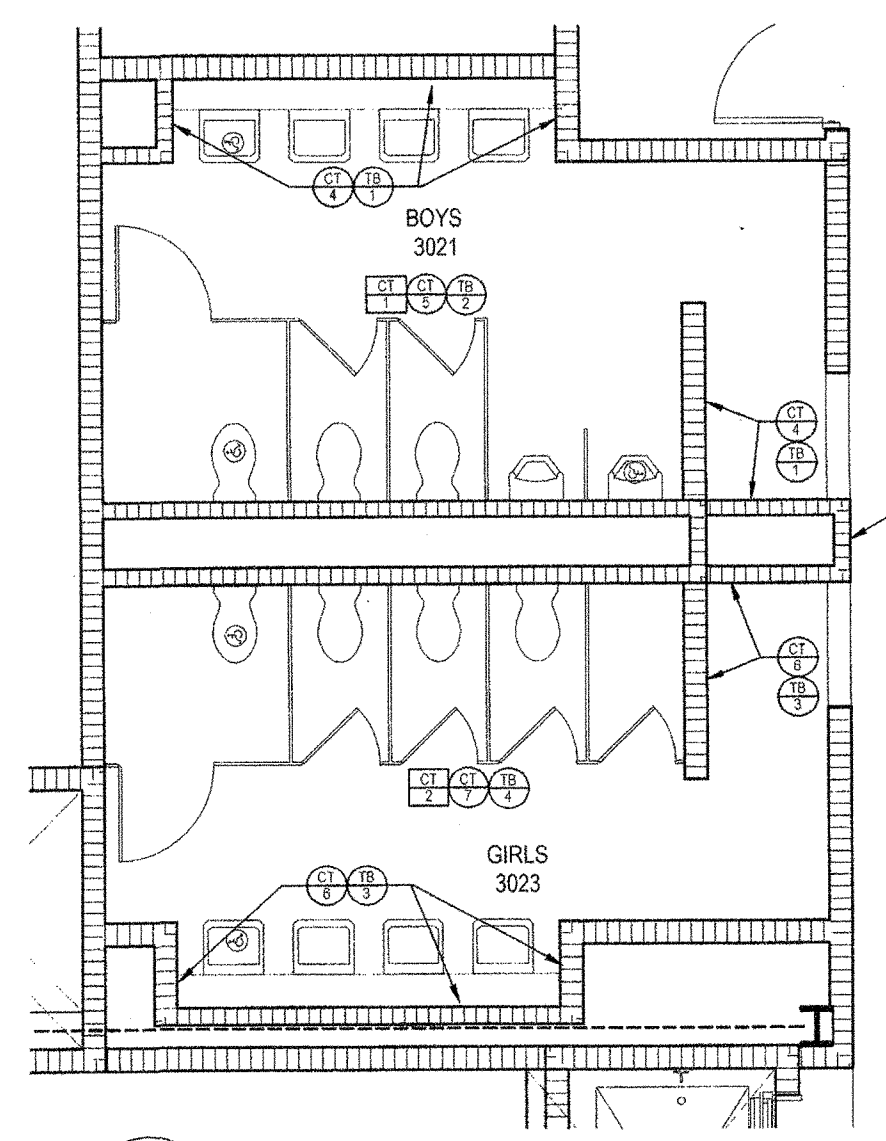
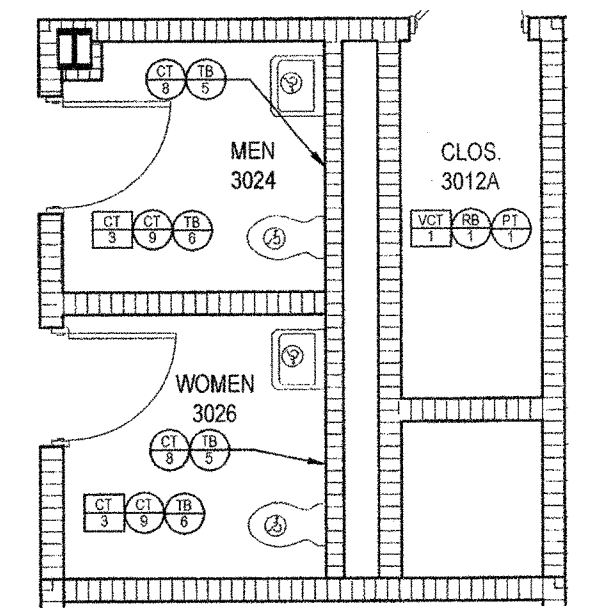


2 ENLARGED FINISH PLAN
A6.02 / SCALE: 3/16" = 1'-0"



1 ENLARGED FINISH PLAN
A6.02 / SCALE: 3/16" = 1'-0"



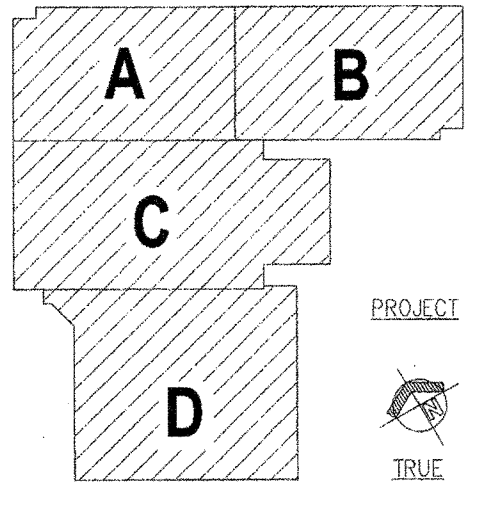
3 ENLARGED FINISH PLAN
A6.02 / SCALE: 3/16" = 1'-0"

A 3RD FLOOR FINISH PLAN
A6.02 / SCALE: 1/16" = 1'-0"


FINISH LEGEND		
FLOORS:	WALLS:	BASE:
VINYL COMPOSITION TILE	PAINTED VERTICAL SURFACE UNLESS NOTED OR METAL OR WOOD SURFACES	
CARPET TILE (WALK-OFF CARPET)	VINYL WALLCOVERING	
NON-SLIP QUARRY TILE		
TERRAZZO FLOORING		
	EQUIPMENT CABINETS:	RUBBER BASE
SEALED CONCRETE	PLASTIC LAMINATE (ACRYLIC/CASHE)	

GENERAL NOTES

1. ALL MECHANICAL AND ELECTRICAL ROOMS SHALL BE FINISHED.
2. ALL AREAS WITH CERAMIC TILE FLOORS/WALLS SHALL HAVE CERAMIC TILE COVE BASE @ THE SAME SIZE AND FINISH AS THE CERAMIC WALL TILES.
3. ALL ROOMS AREAS WITH CERAMIC TILE WALLS AND FLOORS SHALL HAVE MARBLE TRIM/ROCKERS AND SHALL BE TIE-ALLED UNDER DOORS AND SCRIBED TO FRAME PROFILE.
4. PROVIDE METAL TRANSITION STRIPS UNDER DOORS AT ROOMS THAT DO NOT HAVE CERAMIC TILE.
5. ALL QUARRY AND CERAMIC TILE AT RESTROOMS AND FOOD SERVICE AREAS TO HAVE 100% EPOXY GROUT. CONVENTIONAL GROUT AT ALL OTHER AREAS.
6. SEALED CONCRETE AT CLOSET/STAIR HAZEL LOCATIONS IS BASE FOR PRE-FABRICATED UNIT FLOORING. SEE STRUCTURAL FOR KITTING.
7. FINISHES SHOWN IN ONE AREA OF A ROOM OR CORRIDOR SHALL APPLY TO THE ENTIRE ROOM UNLESS OTHERWISE NOTED.
8. FIELD CARPET TILES (KPT 1-13) ARE TO BE INSTALLED MONODIRECTIONALLY WITH THE LINEAR PATTERN RUNNING PARALLEL WITH THE DIRECTION OF THE SOLID COLOR CARPET TILE ACROSS (EPT 48).
9. ALL SOLID COLORED CARPET TILES (KPT 4-9) ARE TO BE INSTALLED QUARTER TURNED.
10. RECESSED SLABS ARE DIMENSIONED FROM INSIDE WALL TO INSIDE WALL WITH ALL CHAM WALL COUSING STARTING AT FINISH FLOOR. POLURED STEEL WALLS OR CONCRETE ARE ACCEPTABLE SPACERS. REFER TO STRUCTURAL DRAWINGS FOR ADDITIONAL INFORMATION. FIELD VERIFY ALL DIMENSIONS.
11. ALL INTERIOR WALL PAINT SHALL BE AN EGGSHELL FINISH UNLESS NOTED OTHERWISE.
12. ALL CLASSROOM DOOR ENTRANCE ALCOVES TO BE PAINTED - PTD 4 OR 5 REFER TO FINISH PLANS.
13. RETURN TERRAZZO BASE AND ALL WALL BASE INTO DOOR OPENINGS/FRAMES.
14. ALL TRANSITIONS FROM TILE TO TERRAZZO QUARRY TILE AND CONCRETE FLOORING TO EACH OTHER AND TO OTHER FLOORING FINISH MATERIALS SHALL BE MADE LEVEL BY FEATHERING GROUT BED. WALL LEVEL FINISHED SURFACES WILL NOT BE ACCEPTED.



KEY PLAN



**NEW 3 SECTION ELEMENTARY SCHOOL
AT FISK-HOWARD SCHOOL
RECOVERY SCHOOL DISTRICT**

211 S. LOPEZ STREET NEW ORLEANS, LOUISIANA 70119

DATE ISSUED:	7 DECEMBER, 2012
REVISED:	
REVISED:	
REVISED:	
REVISED:	
DRAWN BY:	HML
CHECKED BY:	DGR, JFM
PHASE:	

BID DOCUMENTS

11085

TITLE:
3RD FLOOR
FINISH PLAN

SHEET:
A6.02