INDICATES A 1 HOUR RATED WALL ASSEMBLY

INDICATES A 2 HOUR RATED WALL ASSEMBLY

FLOOR-CEILING SYSTEMS, WOOD-FRAMED

GA FILE NO. RC 2002 — 1 HOUR FIRE

BASE LAYER: 5/8" TYPE X GYPSUM WALLBOARD APPLIED AT RIGHT ANGLES TO WOOD ROOF TRUSSES 24" O.C. WITH 1 - 1/4" TYPE W OR S DRYWALL SCREWS 24" O.C.
FACE LAYER: 5/8" TYPE X GYPSUM WALLBOARD OR GYPSUM VENEER BASE APPLIED AT RIGHT ANGLES TO TRUSSES WITH 1 - 7/8" TYPE W OR S DRYWALL SCREWS 12" O.C. AT JOINTS AND INTERMEDIATE TRUSSES AND 1 - 1/2" TYPE G DRYWALL SCREWS 12" O.C. PLACED 2" BACK ON EITHER SIDE OF END JOINTS. JOINTS OFFSET 24" FROM BASE LAYER JOINTS. WOOD TRUSSES SUPPORTING 1/2" WOOD STRUCTURAL PANELS APPLIED AT RIGHT ANGLES TO TRUSSES WITH 8d NAILS. APPROPRIATE ROOF COVERING. CEILING PROVIDES ONE HOUR FIRE RESISTANCE PROTECTION FOR TRUSSES.

APPROX. CEILING WEIGHT: 5 PSF
FIRE TEST: FM FC 172, 2-25-72; ITS, 8-6-98

FLOOR-CEILING SYSTEMS, WOOD-FRAMED

GA FILE NO. FC 5613 — 1 HOUR FIRE

BASE LAYER: 5/8" TYPE X GYPSUM WALLBOARD APPLIED AT RIGHT ANGLES TO MINIMUM 3 1/2" DEEP WOOD I-JOISTS, WITH MINIMUM 1 1/4" DEEP X 1 1/2" WIDE FLANGES AND MINIMUM 3/8" WEBS, 24" O.C. WITH 1-5/8" TYPE W OR S DRYWALL SCREWS 12" O.C. AT INTERMEDIATE I-JOISTS, 6" O.C. AT END JOINTS AND 1 1/2" TYPE S DRYWALL SCREWS 6" O.C. PLACED 6" BACK ON EITHER SIDE OF END JOINTS. JOINTS OFFSET 24" FROM BASE LAYER JOINTS. WOOD I-JOISTS SUPPORTING 3/8" PLYWOOD WITH LONG EDGES T & g APPLIED AT RIGHT ANGLES TO I JOISTS WITH 8d COMMON NAILS. 1 1/2" LIGHTWEIGHT CONCRETE POURED OVER PLYWOOD

1 HOUR FIRE

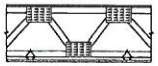

APPROX. CEILING WEIGHT: 5 PSF
FIRE TEST: FM J.J. 20907 AC 9-29-78
FM DESIGN FC-266

BEARING WALL RATING 1 HR. FINISH RATING-23 MIN.

DESIGN NO. U333 — 1 HOUR FIRE

1 WOOD STUDS:
NOM. 2" BY 4" IN., SPACED 16 IN. O.C. EFFECTIVELY CROSS BRACED
2 GYPSUM BOARD:
5/8 IN. THICK, 4 FT. WIDE, APPLIED EITHER VERTICALLY OR HORIZONTALLY, SCREW ATTACHED TO STUDS AND PLATES WITH 1 1/4 IN. LONG TYPE W STEEL SCREWS, SPACED 12 IN. O.C.
AMERICAN GYPSUM CO.- TYPES AG-C, AGX-C
BPB AMERICA, INC.- PRO ROC TYPE C
CANADIAN GYPSUM COMPANY- TYPES C, IP-X2, IPC-AR.
G-P GYPSUM CORP., SUB. OF GEORGIA PACIFIC CORP.- TYPE S.
LAFARGE NORTH AMERICA, INC.- TYPES LGFC-C, LGFC-CA.
NATIONAL GYPSUM CO.- TYPES FSW-C, FSW-G
PABCO GYPSUM, DIV. OF PACIFIC COAST BUILDING PRODS., INC.- TYPE C OR PG-C
STANDARD GYPSUM, LLC- TYPE SG-C
TEMPLE-INLAND FOREST PRODUCTS CORP.- TYPE TG-C
UNITED STATES GYPSUM CO.- TYPES C, IP-X2, IPC-AR.
USG MEXICO S. A. DE C. V.- TYPES C, IP-X2, IPC-AR.
3 BATTS AND BLANKETS: (OPTIONAL)
MINERAL WOOL INSULATION, PARTIALLY OR COMPLETELY FILLING STUD CAVITY.
THERMAFIBER, LLC- TYPE SAFB
3A. FIBER, SPRAYED:*
AS AN ALTERNATE TO BATTS AND BLANKETS (ITEM 3). SPRAY APPLIED CELLULOSE INSULATION MATERIAL. THE FIBER IS APPLIED WITH WATER TO COMPLETELY FILL THE ENCLOSED CAVITY IN ACCORDANCE WITH THE APPLICATION INSTRUCTIONS SUPPLIED WITH THE PRODUCT. NOMINAL DRY DENSITY OF 3.0 LB/FT3.
U. S. GREENFIBER LLC- CDX2DDN STABILIZED CELLULOSE INSULATION.
3B. FIBER, SPRAYED:*
AS AN ALTERNATE TO BATTS AND BLANKETS (ITEM 3) AND ITEM 3A. SPRAY APPLIED CELLULOSE INSULATION MATERIAL. THE FIBER IS APPLIED WITH WATER TO INTERIOR SURFACES IN ACCORDANCE WITH THE APPLICATION INSTRUCTIONS SUPPLIED WITH THE PRODUCT. APPLIED TO COMPLETELY FILL THE ENCLOSED CAVITY. MINIMUM DRY DENSITY OF 4.3 POUNDS PER CUBIC FT.
NU-WOOL CO., INC.- CELLULOSE INSULATION.
4 JOINTS AND NAILHEADS:
WALLBOARD JOINTS COVERED WITH PAPER TAPE AND JOINT COMPOUND

*BEARING THE UL CLASSIFICATION MARK.

BEARING WALL RATING 2 HR.

GA FILE NO. WP 4135 GENERIC — 2 HOUR FIRE

BASE LAYER: 5/8" TYPE X GYPSUM WALLBOARD OR GYPSUM VENEER BASE APPLIED AT RIGHT ANGLES TO EACH SIDE OF 2X4 WOOD STUDS 24" O.C. WITH 6D COATED NAILS, 1 7/8" LONG, 0.065" SHANK, 21° HEADS, 24" O.C. FACE LAYER: 5/8" TYPE X GYPSUM WALLBOARD OR GYPSUM VENEER BASE APPLIED AT RIGHT ANGLES TO EACH SIDE WITH 6D COATED NAILS, 2 3/8" LONG, 0.1207 SHANK, 21° HEADS, 8 O.C.

JOINTS STAGGERED 24" EACH LAYER, AND SIDE. SOUND TESTED WITH STUDS 16" O.C. AND WITH NAILS FOR BASE LAYER SPACED 6" O.C (LOAD BEARING)

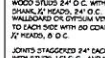

GENERAL NOTES

1. ALL DIMENSIONS ARE FACE-OF-WALL TO FACE-OF-WALL UNLESS NOTED OTHERWISE.
2. REFER TO PARTITION TYPES FOR PARTITION THICKNESS WHERE NOT SHOWN ON PLAN.
3. ALL MANUFACTURED ARTICLES, MATERIALS, AND EQUIPMENT SHALL BE CONDITIONED, USED APPLIED, INSTALLED, CONNECTED, ERECTED, AND CLEANED IN ACCORDANCE WITH THE MANUFACTURERS WRITTEN SPECIFICATIONS OR INSTRUCTIONS.
4. FOR ALL WOOD MEMBERS REQUIRED BY CODE TO BE FIRE RETARDANT TREATED, PROVIDE PRESSURE IMPREGNATION WITH FIRE RETARDANT CHEMICALS TO PROVIDE UL, FRS FIRE HAZARD CLASSIFICATION. ALL WOOD SHALL BE IDENTIFIED WITH A UL LABEL CERTIFYING THIS CLASSIFICATION AND TM DIAMOND.
5. APPROVED FIRE EXTINGUISHERS SHALL BE FURNISHED, LOCATED, AND INSTALLED BY THE GENERAL CONTRACTOR, AS REQUIRED BY THE GOVERNING BODY. COORDINATE EXACT LOCATION WITH THE ARCHITECT.
6. ALL FIRE EXTINGUISHERS SHALL BE FIVE POUND "ABC" RATED FIRE EXTINGUISHER(S) AND/OR CABINET(S) WHERE SHOWN ON THESE PLANS.
7. ALL PENETRATIONS OF FIRE RESISTIVE FLOORS OR SHAFT WALLS SHALL BE PROTECTED BY MATERIALS AND INSTALLATION DETAILS THAT CONFORM TO UL STANDARDS FOR THROUGH PENETRATIONS FIRESTOP SYSTEMS. SEAL AROUND ALL PENETRATIONS (DUCTS, PIPES, CONDUITS, ETC) AT FIRE-RATED ASSEMBLIES. SEAL SHALL NOT DIMINISH RATING OF ASSEMBLY. AT CONCRETE, OR MASONRY, SEAL OFF OPENINGS WITH CONCRETE GROUT. AT PLASTER OR DRYWALL, DAM UP GAPS AND FILL WITH UL APPROVED SEALANT OR PUTTY PER MANUFACTURERS RECOMMENDATIONS.
8. WRAP AROUND ALL ARCHITECTURAL, MECHANICAL, OR ELECTRICAL BOXES, RECESSED/PENETRATED INTO ANY FIRE-RATED WALLS WITH 5/8" TYPE "X" GYPSUM BOARD UNLESS WALL IS OF CONCRETE CONSTRUCTION.
9. SEAL AROUND ALL PENETRATIONS (DUCTS, PIPES, CONDUITS, ETC.) AT NON AND EXISTING FIRE-RATED ASSEMBLIES. SEAL SHALL NOT DIMINISH RATING OF ASSEMBLY. CONCRETE, OR MASONRY, SEAL OFF OPENINGS WITH CONCRETE GROUT. AT PLASTER OR DRYWALL, DAM UP GAPS AND FILL WITH UL APPROVED SEALANT OR PUTTY PER MANUFACTURERS RECOMMENDATIONS.

Provide "Lock-out" Units at the end of the corridor. "Lock-out units gives you the option of selling your units by separate or both of them together, depending of your market.

Consider utilizing this unused space for storage or additional seating for break room.

Provide pool storage room

Change end room configuration to accommodate 1 bedroom units. typ

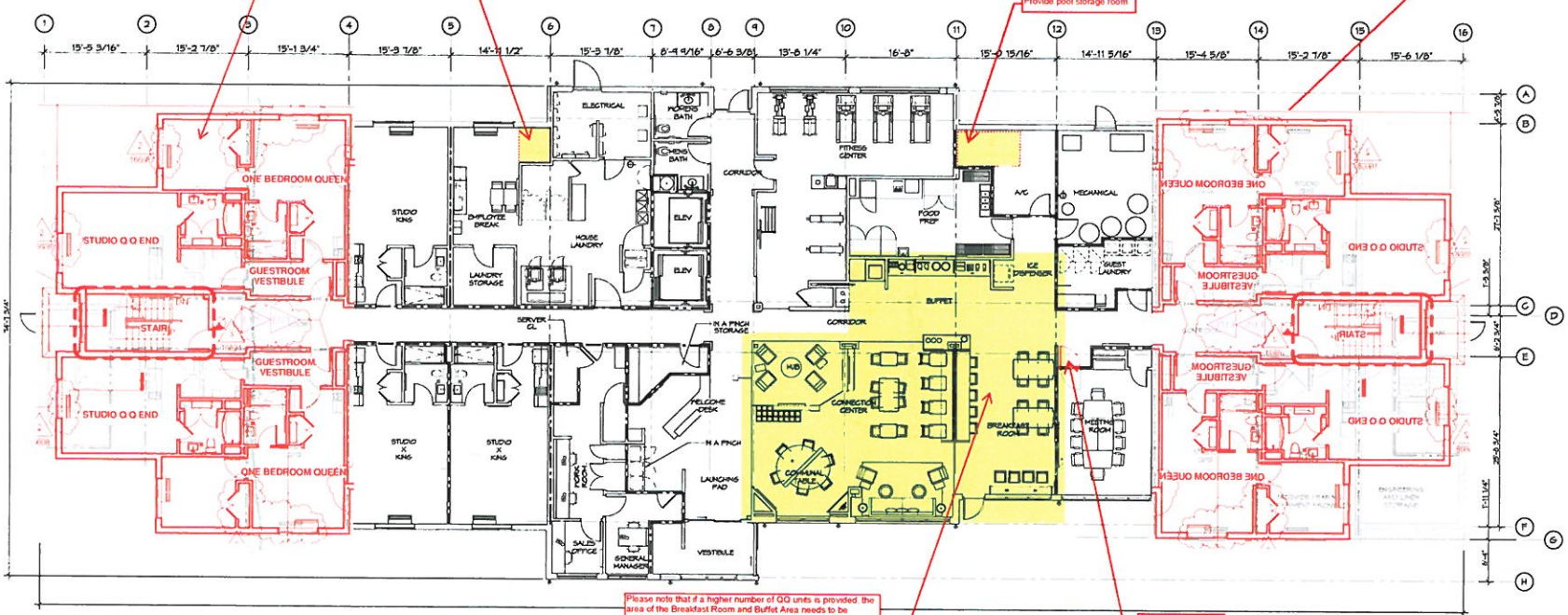

Please note that if a higher number of QQ units is provided, the area of the Breakfast Room and Buffet Area needs to be increased as well as the number of seating. Note that calculation of Breakfast Room is not based on number of keys, it is based on number of beds

Swing door outward

1 FIRST FLOOR PLAN
SCALE: 1/8" = 1'-0"

11 GUESTROOMS

DAMMON ENGINEERING INC
LOUISIANA & MISSISSIPPI
Chief Engineer: Brian Weldon, PE
1000 Ivy Street
Slidell, LA 70458
www.dammonengineering.com
info@dammonengineering.com
PH: 985.649.3032

#	DESCRIPTION	DATE

SEAL:

PRELIMINARY NOT FOR CONSTRUCTION

A NEW MARRIOTT HOTEL
TOWNE PLACE SUITES
1400 DOM LOPEZ AVE
BAKER AND BLVD
DENHAM SPRINGS, LA 70726

JOB No: 2130 DATE: 04-20-11
DRAWN BY: JTL CHECKED BY: GAD

SHEET TITLE: FIRST FLOOR PLAN

DRAWING NUMBER: A101

SHEET No: - of -

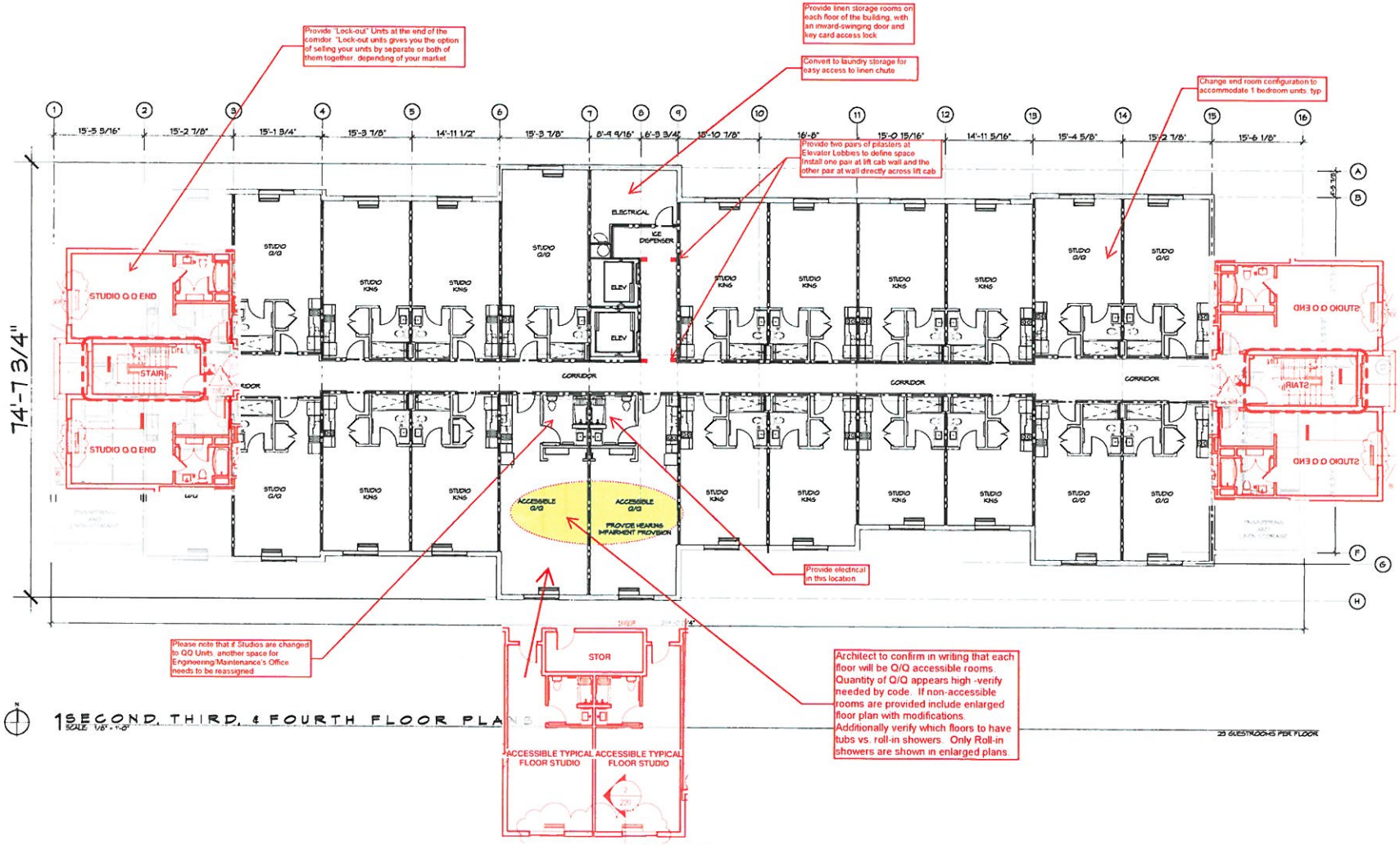

1 SECOND, THIRD, & FOURTH FLOOR PLANS
SCALE 1/8" = 1'-0"

DAMMON ENGINEERING, INC.
LOUISIANA & MISSISSIPPI

REVISIONS

#	DESCRIPTION	DATE

SEAL:

PRELIMINARY NOT FOR CONSTRUCTION

A NEW MARRIOT HOTEL
TOWNE PLACE SUITES
LAKE DESIRE
LAKE HAYES
BAGG PKO BLVD
DENHAM SPRINGS, LA 70726

JOB No: 2130 SUITE
DRAWN BY: JTL CHECKED BY: 04-30-11 CAD

SHEET TITLE:
SECOND, THIRD, & FOURTH FLOORS PLAN

DRAWING NUMBER:
A102

SHEET No: - of -