REFERENCE NOTES

REFER TO DESIGN STANDARDS "GUESTROOMS" CHAPTER FOR MAIN REQUIREMENTS RELATED TO THIS SHEET. ARCHITECT IS RESPONSIBLE FOR DESIGNING PROJECT IN ACCORDANCE WITH THE ENTIRE DESIGN STANDARDS.

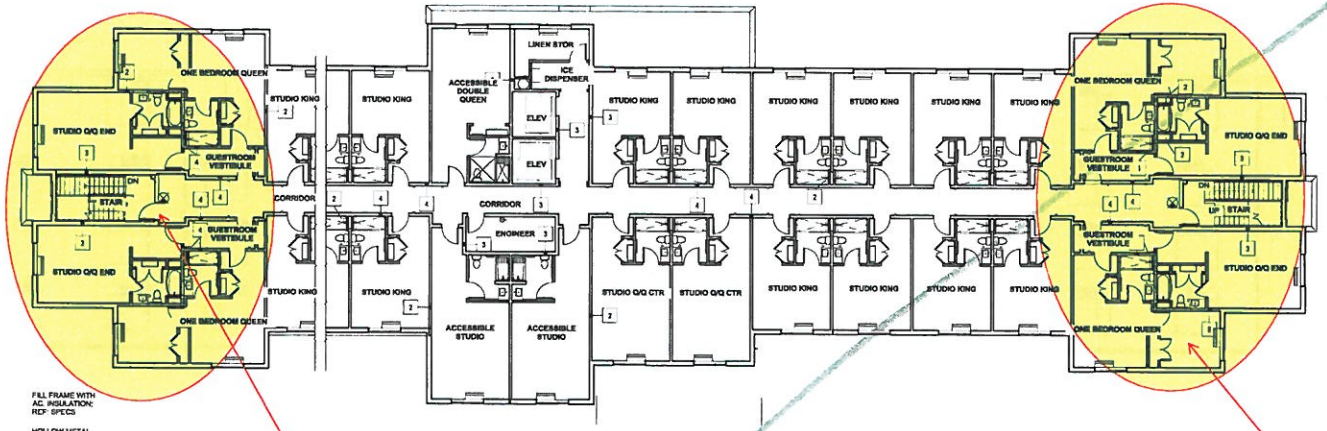

2 UPPER FLOOR STC DIAGRAM
SCALE 3/32" = 1'-0"

Set of drawings are not coordinated Please coordinate drawings and be consistent

Set of drawings are not coordinated Please coordinate drawings and be consistent

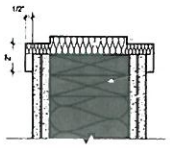

FILL FRAME WITH AC. INSULATION: REF: SPECS

HOLLOW METAL FRAME; REF: SCHED

2x WOOD STUD FRAMING; SIZE AS NOTED

2 X 5/8" FIRE-RATED GWB (TYP. EACH SIDE)

4 GUESTROOM ENTRY & CONNECTOR DOOR
SCALE 3" = 1'-0"

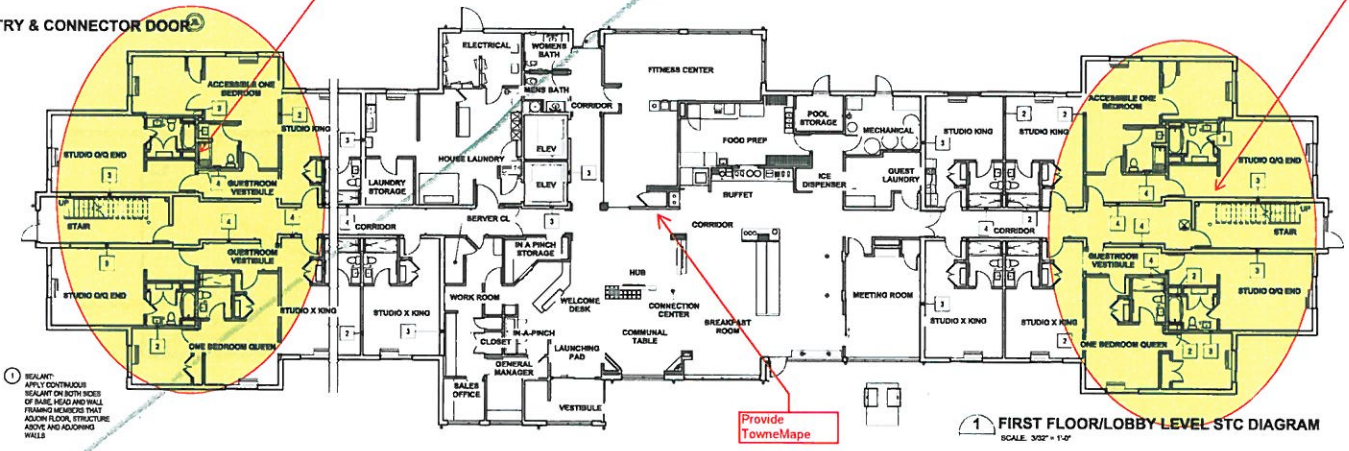

1 FIRST FLOOR/LOBBY LEVEL STC DIAGRAM
SCALE 3/32" = 1'-0"

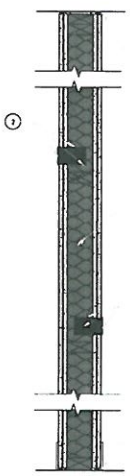

1. SEALANT: APPLY CONTINUOUS SEALANT ON BOTH SIDES OF BARE, HEAD AND WALL FRAMING MEMBERS THAT ADJOIN FLOOR, STRUCTURE ABOVE AND ADJOINING WALLS
2. OUTLET BOXES: OFFSET AND STAGGER OUTLET BOXES BETWEEN STUDS (NOT BACK-TO-BACK). FULLY SEAL BOXES IN PUTTY PACKS. CLOSE OFF WIRING CONDUITS AND CABLE OPENINGS WITH PUTTY AND SEAL AROUND BOXES.
3. ACOUSTIC INSULATION: MINERAL WOOL BATTS, FIT TIGHTLY BETWEEN FRAMING MEMBERS

3 ACOUSTIC WALL PLAN / SECTION
SCALE 1 1/2" = 1'-0"

DETAIL FROM MARRIOTT DESIGN STANDARDS, FIGURE 2 DATED 1/2013 REVISED 4/2015

ACOUSTIC REQUIREMENTS - CONSTRUCTION CRITERIA

TYPE	PARTITION LOCATION	STC	IIC
1	FLOOR / CEILING ASSEMBLY	55	50+
2	GUESTROOM PARTY WALL (INCLUDING SHAFT / CHASE WALL BETWEEN GUEST BATHS)	65	
3	GUESTROOM ADJACENT TO PUBLIC AND MECHANICAL SPACES, BEHIND PUBLIC SPACES, ELEVATORS, EQUIPMENT ROOMS, LAUNDRY AND SIMILAR SPACES	60	
4	CORRIDOR WALLS	50	

Table from TownePlace Suites by Marriott Design Standards; Chapter 7 Guest Accommodations; Figure 7-2 STC / IIC Acoustics - Table, Revised June 2015

SYMBOLS

P — PARTITION ACOUSTIC RATING - STC TAG, SEE CHART SHEET 240.

DAMMON ENGINEERING, INC.
LOUISIANA & MISSISSIPPI
Chief Engineer: Brian Mendola, PE
1541 Ft. Worth Trail
Slidell, LA 70458
www.dammonengineering.com
info@dammonengineering.com
Ph. (985) 641-2020

#	DESCRIPTION	REVISIONS	DATE

SCAL:

A NEW MARRIOTT HOTEL
TOWNE PLACE SUITES
NKCE DRIVE
LOT A-1-A-2-B
DENHAM SPRINGS, LA 70726

JOB NO:	21310	DATE:	04-30-17
DRAWN BY:	JTL	CHECKED BY:	CAD

SHEET TITLE:
WALL STC PARTITIONS

DRAWING NUMBER:
A109

SHEET No: - of -