

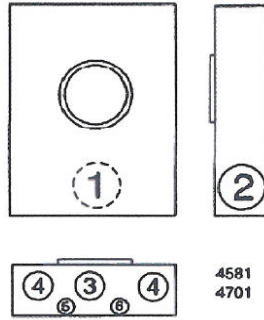


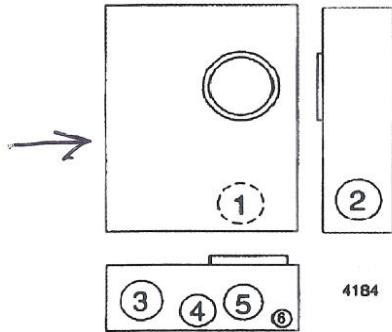
200 AMP-5 & 7 TERMINAL-HEAVY DUTY LEVER BYPASS-RINGLESS-600 VAC




U4581-RL-QG



U4701-RL-QG



4184



→ U4184-X

200 AMP-5 & 7 TERMINAL-RINGLESS-600 VAC

TERM	SERVICE	CATALOG NUMBER	HUB	CONNECTORS		BY-PASS	DIMENSIONS			CONCENTRIC K.O.'S					
				LINE	LOAD		D"	W"	H"	1	2	3	4	5	6
5	OH/UG	U4581-RL-QG	H.O.	#6-350 kcmil	#6-350 kcmil	LEVER	4 ⁷ / ₈	13	19	3	2 ¹ / ₂	3	3	1/4	1/4, 1/2
7	OH/UG	U4701-RL-QG	H.O.	#6-350 kcmil	#6-350 kcmil	LEVER	4 ⁷ / ₈	13	19	3	2 ¹ / ₂	3	3	1/4	1/4, 1/2
7	OH/UG	U4184-X	C.P.	#6-350 kcmil	#6-350 kcmil	LEVER	6	18	19 ¹ / ₄	-	4	4	-	4	1/4, 1/2

CONNECTORS: Extruded aluminum connectors are tin plated.

The U4581 has a manual center disconnect on the neutral / center phase.

LEVER BYPASS: Lever supplies clamping action and operates bypass device.

BONDING LINK: U4581-RL-QG is factory bonded. Can be field isolated.

CAT #
U4184-X



Utility requirements for this equipment may vary. Always consult the serving utility for their requirements before ordering or installing equipment in this catalog.