
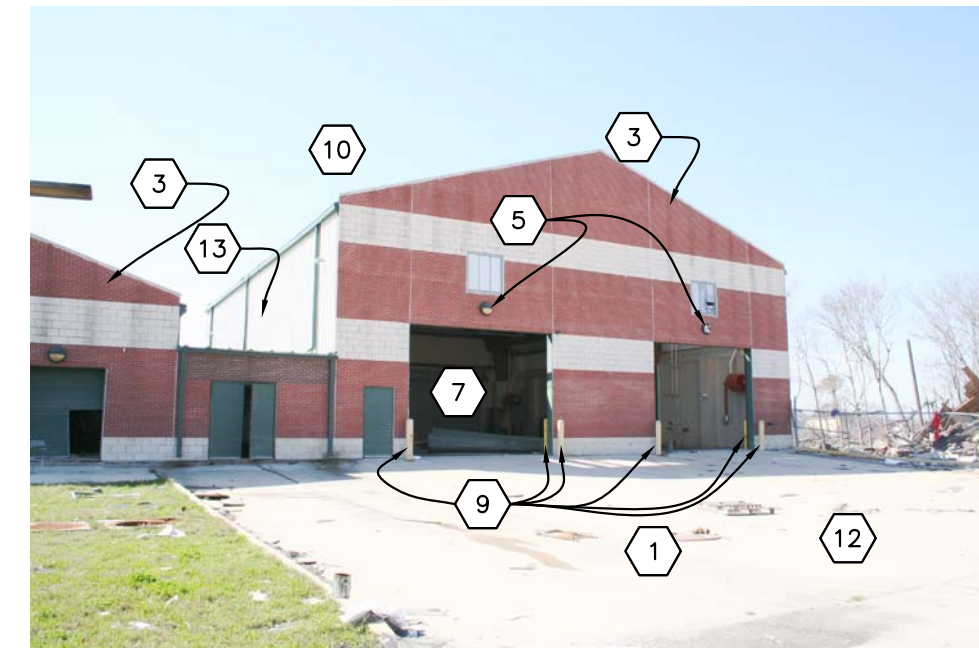



100 OMS-12  
SOUTH EXTERIOR ELEVATION




101 OMS-12  
WEST EXTERIOR ELEVATION



102 OMS-12  
NORTH EXTERIOR ELEVATION



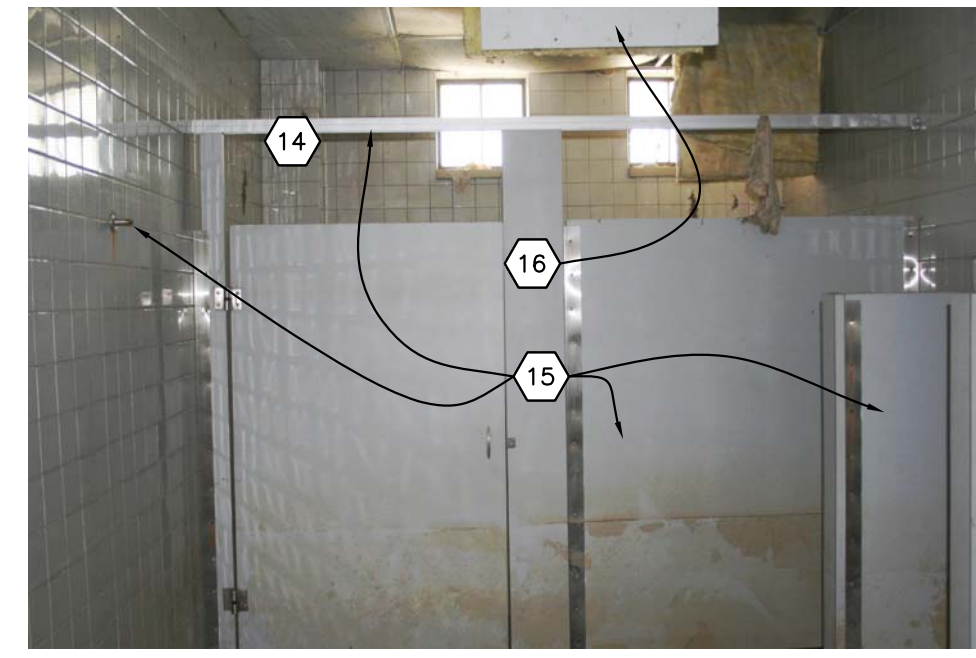
103 OMS-12  
NORTH EXTERIOR ELEVATION



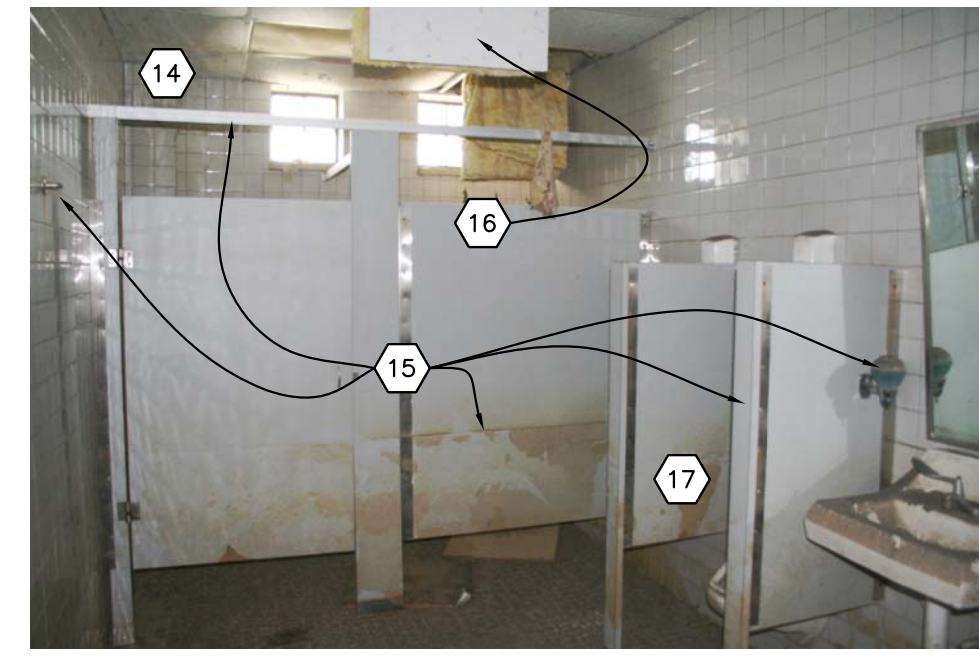
104 OMS-12  
EAST EXTERIOR ELEVATION




105 OMS 12 - MEN 101  
INTERIOR PHOTOGRAPH



106 OMS 12 - MEN 101  
INTERIOR PHOTOGRAPH




107 OMS 12 - MEN 101  
INTERIOR PHOTOGRAPH



108 OMS 12 - MEN 101  
INTERIOR PHOTOGRAPH



109 OMS 12 - MEN 101  
INTERIOR PHOTOGRAPH




110 OMS 12 - MECH. ROOM 102  
INTERIOR PHOTOGRAPH



111 OMS 12 - JANITORS ROOM 103  
INTERIOR PHOTOGRAPH



112 OMS 12 - COMM. / TELE. 105  
INTERIOR PHOTOGRAPH



113 OMS 12 - COMM. / TELE. 105  
INTERIOR PHOTOGRAPH



114 OMS 12 - COMM. / TELE. 105  
INTERIOR PHOTOGRAPH




115 NOT USED  
INTERIOR PHOTOGRAPH




116 OMS 12 - COMM. / TELE. 105  
INTERIOR PHOTOGRAPH



117 OMS 12 - LOCKER ROOM 107  
INTERIOR PHOTOGRAPH




118 OMS 12 - LOCKER ROOM 107  
INTERIOR PHOTOGRAPH




119 OMS 12 - CORRIDOR 111  
INTERIOR PHOTOGRAPH



120 OMS 12 - CORRIDOR 111  
INTERIOR PHOTOGRAPH



121 OMS 12 - WOMEN'S T. 108  
INTERIOR PHOTOGRAPH



122 OMS 12 - WOMEN'S T. 108  
INTERIOR PHOTOGRAPH




123 OMS 12 - TOOL ROOM 109  
INTERIOR PHOTOGRAPH




124 OMS 12 - CORRIDOR 114  
INTERIOR PHOTOGRAPH



125 OMS 12 - CORRIDOR 111  
INTERIOR PHOTOGRAPH




126 OMS 12 - BREAK ROOM 110  
INTERIOR PHOTOGRAPH



127 OMS 12 - BREAK ROOM 110  
INTERIOR PHOTOGRAPH



128 OMS 12 - BREAK ROOM 110  
INTERIOR PHOTOGRAPH



129 OMS 12 - TOOL & SUPPLY 113  
INTERIOR PHOTOGRAPH

GENERAL DEMOLITION NOTES

- EXISTING CONDITIONS PHOTOS ARE PROVIDED FOR GENERAL INFORMATION ONLY. IT IS THE CONTRACTOR'S RESPONSIBILITY TO VISIT THE SITE AND VERIFY ALL CONDITIONS THAT AFFECT THE WORK. ANY DISCREPANCIES OR INCONSISTENCIES SHALL BE REPORTED TO ARCHITECT PRIOR TO COMMENCEMENT OF WORK.
- ALL BUILDINGS, VEGETATION, AND OTHER MATERIALS ON SITE ARE CONSIDERED PROPERTY OF THE OWNER. CONTRACTOR TO COORDINATE THE SALVAGE AND/OR REUSE OF ANY MATERIAL WITH OWNER.
- DEMOLITION OF ALL UTILITIES (ELECTRICAL, WATER, ETC.) TO BE COMPLETED UNDER THIS CONTRACT.
- REFER TO A181 FOR LOCATIONS OF PHOTOS.
- REMOVE ALL ROOF MATERIALS ATTACHED TO PURLINS AND SUBSTRUCTURE INCLUDING METAL PANELS, BLANKET INSULATION, TRIM, FLASHING, GUTTERS, DOWNSPOUTS, ETC.) AND REPLACE WITH NEW.
- CLEAN AND REPAINT ALL STRUCTURAL PRIMARY AND SECONDARY MEMBERS.
- REMOVE MECHANICAL HEATING SYSTEM FROM BOTH ENDS OF SHOP. REFER TO MECHANICAL FOR NEW MECHANICAL SYSTEM.
- REMOVE AND DISCARD ALL LOOSE ITEMS AS DIRECTED BY OWNER PRIOR TO CLEANING ALL EXPOSED SURFACES NOT MENTIONED ELSEWHERE.
- ALL EXISTING EQUIPMENT (CRANE, ETC.) TO BE CLEANED AND INSPECTED BY MANUFACTURER'S REPRESENTATIVE TO DETERMINE WHETHER SALVAGEABLE FOR RE-USE. PROTECT EQUIPMENT TO REMAIN DURING CONSTRUCTION.
- SAND-BLAST AND REPAINT ALL INTERIOR AND EXTERIOR BOLLARDS.
- REMOVE ALL EXISTING CONDUIT, WIRING, PLUMBING, CONTROLS, EQUIPMENT, DEVICES, COMPONENTS, ETC. IN SHOP AREA, UNLESS OTHERWISE MENTIONED, AND REPLACE WITH ALL NEW SYSTEMS LOCATED IN SIMILAR LOCATIONS AND CONFIGURATIONS AS DIRECTED BY OWNER.
- REPLACE ALL ROLL-UP DOORS, CONTROLS, HARDWARE, ETC. WITH NEW OVERHEAD DOOR SYSTEM.
- REMOVE ALL GYPSUM BOARD PARTITIONS, FURRING, ENCLOSURES AROUND ROOD STRUCTURAL FRAMES, COLUMNS, ETC. RE-PAIN STRUCTURE AND REPLACE GYPSUM BOARD ASSEMBLY WITH NEW CONSTRUCTION.
- REFER TO ENVIRONMENTAL ASSESSMENT PROVIDED BY OWNER TO DETERMINE SCOPE OF REMEDIAL WORK REQUIRED FOR THE ENTIRE FACILITY.
- REMOVE AND REPLACE EXISTING LIQUID, OIL, AIR, ETC. SYSTEMS WITH NEW LIQUID SYSTEM.
- CLEAN AND REFURBISH EXISTING DRAIN, PIPING, ETC. TO OIL/WATER SEPARATOR. PROVIDE THIRD-PARTY SYSTEM INSPECTION PRIOR TO RE-USE.
- CLEAN AND REPAINT ALL CMU WALLS.
- RESEAL ALL CONCRETE FLOORS.
- REMOVE AND REPLACE EXISTING GYPSUM BOARD PARTITIONS, CEILING, ETC. WITH NEW CONSTRUCTION.

NOTE: ALL WORK OUTLINED ON THIS DRAWING IS PART OF ALTERNATE 3.

SPECIFIC NOTES

- REMOVE ALL DEBRIS IN AROUND FACILITY FROM ALL PAVED AREAS.
- REPAIR GUARDRAIL ON RAMP SIDE AND REPAINT.
- CLEAN ALL EXTERIOR MASONRY AND REPAIR DAMAGED HEADER AT ROLL UP DOOR.
- CLEAN CANOPY AND SOFFIT PERFORATED TO REMAIN.
- REMOVE AND REPLACE ALL EXTERIOR BUILDING LITES EXCEPT SOFFIT OF PORCH.
- CLEAN AND REPAINT EXISTING STUCCO SOFFIT.
- REMOVE AND REPLACE ALL EXTERIOR DOORS INCLUDING ROLL UP DOORS TO MATCH EXISTING.
- CABLE VENTS TO REMAIN.
- SANDBLAST AND REPAINT BOLLARDS.
- CLEANING ALL REMAINING EXTERIOR SURFACES.
- DAW HOLE UNDER FOUNDATION ON SIDEWALL AND REPAIR WITH TOP SOIL.
- CLEAN PAVED STEEL ADJACENT TO BUILDING.
- REMOVE ALL EXTERIOR SING, GUTTERS, DOWNSPOUTS, HAT CHANNELS, VINYL FACED BLANKET INSULATION WITH ALL NEW LIQUID MATERIALS.
- REMOVE ALL CERAMIC TILE, BACKER BOARD, METAL STUDS AND REPLACE WITH NEW CERAMIC TILE WALL SYSTEM.
- REMOVE ALL TOILET COMPARTMENT PARTITIONS, URINAL PARTITIONS, TOILET ACCESSORIES AND REPLACE WITH NEW.
- REMOVE EXISTING CEILING GRID, ACOUSTIC CEILING PANELS, INSULATION AND REPLACE WITH NEW.
- REMOVE ALL PLUMBING FIXTURES AND REPLACE WITH NEW PLUMBING FIXTURES.
- REMOVE ALL MECHANICAL EQUIPMENT AND REPLACE WITH NEW MECHANICAL EQUIPMENT.
- REMOVE ALL PLUMBING AND ELECTRICAL DEVICES AND REPLACE WITH NEW.
- REMOVE DOOR, DOOR HARDWARE AND REPLACE WITH NEW DOOR AND DOOR HARDWARE.
- REMOVE EXISTING SHELVEING AND HARDWARE AND REPLACE WITH NEW SHELVEING AND HARDWARE.
- CLEAN CMU WALL AND PREPARE TO RESEIVE PAINT.
- REMOVE ALL GYPSUM BOARD, METAL STUD WALL PARTITION AND REPLACE WITH NEW.
- REMOVE ALL OFFICE EQUIPMENT, OFFICE SUPPLIES, PAPERS, DEBRIS, ETC...
- REMOVE ALL EXISTING TELEPHONE LINES, TELEPHONE BOARD, TELEPHONE DEVICES, ETC., AND REPLACE WITH NEW.
- REMOVE EXISTING DRINKING FOUNTAINS AND REPLACE WITH NEW DRINKING FOUNTAINS.

**BROADMOOR**  
DESIGN GROUP  
PROFESSIONAL ARCHITECTURAL CORPORATION

2740 NORTH ARNOLD ROAD  
METairie, LOUISIANA 70002  
(504) 885-5401  
FAX (504) 885-6065

**BlitchKnevel**  
ARCHITECTS

757 ST. CHARLES AVENUE  
NEW ORLEANS, LOUISIANA 70130  
(504) 524-4634  
FAX (504) 524-5728

LOUISIANA ARMY NATIONAL GUARD  
141st FIELD ARTILLERY BATTALION  
READINESS CENTER  
JACKSON BARRACKS NEW ORLEANS, LOUISIANA



2/22/06	PROC. REVIEW #1
3/10/06	PROC. REVIEW #2
3/27/06	PROC. REVIEW #3
4/10/06	PROC. REVIEW #4
5/3/06	PRELIM. DESIGN

MARK	DATE	DESCRIPTION
	05/03/2006	DRAWING ISSUED:

NOB PROJECT NO.: 220027

PRELIMINARY DESIGN

DRAWING TITLE:  
**OMS 12  
PHOTOGRAPHS  
FLOOD DAMAGE  
(ALTERNATE 3)**

DRAWING NUMBER:

**A221**  
SHEET 46 OF 106

These drawings are conceptual in nature and are not suitable for construction. It is the intent of these documents to clearly delineate the baseline minimum scope, scope and quality of the project. It is the responsibility of the design-builder that his proposal provides for a complete and functional facility responding to the Army National Guard criteria, recognized industry standards and applicable building codes regardless of the content of these conceptual drawings. Further, it will be the responsibility of the successful design-builder and his architect of record to prepare complete construction documents responding to the fullest intent of the conceptual drawings and specifications.