

Standard Specification for Steel Deck Gear Storage Box [Metric]¹

This standard is issued under the fixed designation F 1019M; the number immediately following the designation indicates the year of original adoption or, in the case of revision, the year of last revision. A number in parentheses indicates the year of last reapproval. A superscript epsilon (ε) indicates an editorial change since the last revision or reapproval.

1. Scope

1.1 This specification covers the design, material, and manufacture of steel deck gear storage boxes.

1.2 This specification shall not be used for life preserver or pyrotechnic stowage.

1.3 The values stated in SI units are to be regarded as the standard. The values given in parentheses are for information only.

2. Referenced Documents

2.1 *ASTM Standards:*

A 36/A36M Specification for Carbon Structural Steel²

A 123/A 123M Specification for Zinc (Hot-Dip Galvanized) Coatings on Iron and Steel Products³

2.2 *Other Documents:*

ABS Rules for Building and Classing Steel Vessels⁴

SSPC Specification 6⁵

AWS D1.1 Structural Welding Code⁶

3. Classification

3.1 *Deck Gear Storage Boxes*, shall be the following types:

3.1.1 *Type I*—Conforming to all dimensions in Fig. 1, Fig. 2, Fig. 3, Fig. 4, Fig. 5, Fig. 6, Fig. 7, Fig. 8, and Fig. 9.

3.1.2 *Type II*—Conforming only to Fig. 1 configuration and meeting the requirements of Sections 4-7, dimensions and material specification made to fit unique requirements of customer.

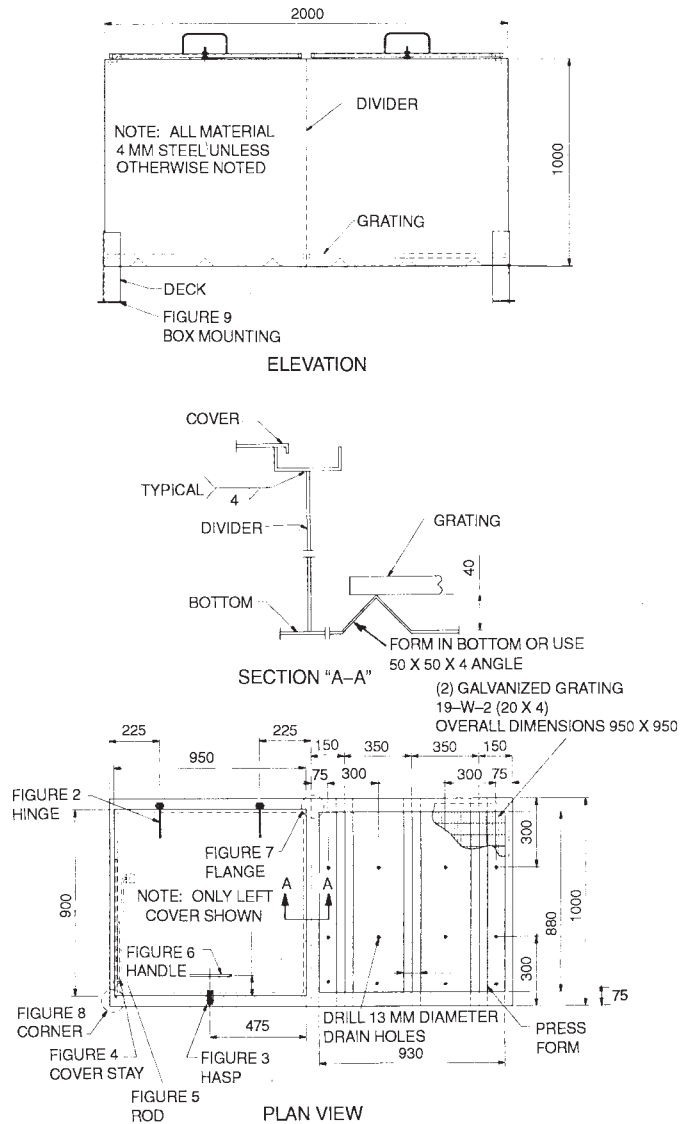


FIG. 1 Steel Deck Gear Storage Box

¹ This specification is under the jurisdiction of ASTM Committee F-25 on Ships and Marine Technology and is the direct responsibility of Subcommittee F25.03 on Outfitting.

Current edition approved Dec. 10, 2000. Published February 2001. Originally published as F 1019 – 86. Last previous edition F 1019M – 95a.

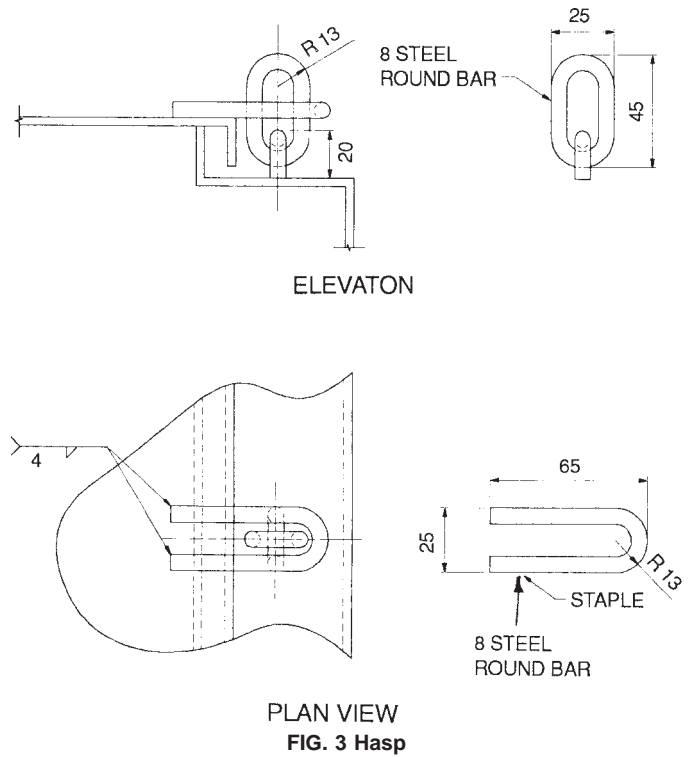
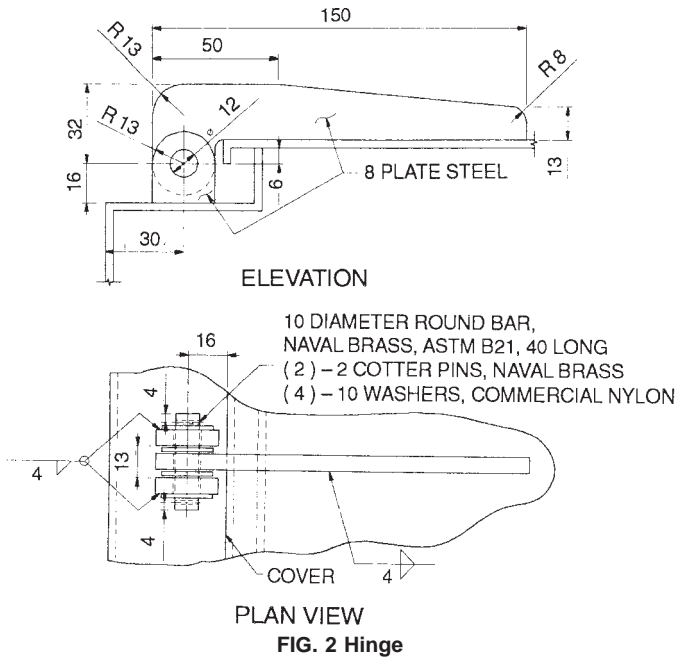
² *Annual Book of ASTM Standards*, Vol 01.04.

³ *Annual Book of ASTM Standards*, Vol 01.06.

⁴ Available from American Bureau of Shipping, ABS Plaza, 16855 Northchase Dr., Houston, TX 77060.

⁵ Available from Steel Structures Painting Council, 4400 5th Ave., Pittsburgh, PA 15213.

⁶ Available from American Welding Society, 550 N.W. Le Jeune Rd., Miami, FL 33126.



4. Ordering Information

4.1 Order using this ASTM designation, year of issue, and type.

5. Materials and Manufacture

5.1 Materials:

5.1.1 The steel for the deck box shall be in accordance with Specification A 36/A 36M.

5.1.2 Nuts, bolts, and washers shall be corrosion-resistant materials.

5.1.3 Materials used in construction of this box and its packaging shall be free of asbestos and cadmium.

5.2 Manufacture:

5.2.1 Stowage boxes shall be constructed in accordance with figures appearing in this standard.

5.2.2 Welding shall be in accordance with ABS Rules for Building and Classing Steel Vessels or AWS D1.1 Structural Welding Code unless otherwise specified.

6. Dimensions and Tolerances

6.1 Dimensions are as indicated.

6.2 Tolerance—1.5 mm ($\pm 1/16$ in.).

7. Workmanship, Finish, and Appearance

7.1 The entire assembly shall be free of weld spatter, slag, splinters, sharp edges, projections, and other defects that may be hazardous to personnel.

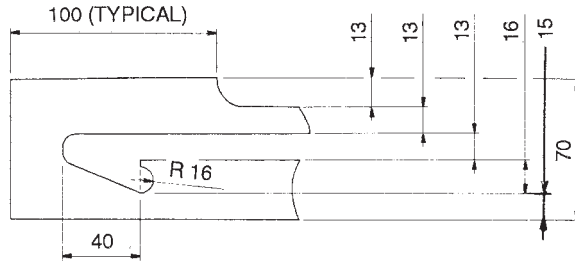
7.2 The box shall be cleaned after assembly to a commercial finish in accordance with SSPC-SP6.

7.3 All surfaces except gratings and covers shall be coated with one coat of commercial quality anticorrosive, lead-free, chromate-free primer to a minimum dry film thickness of 50 μ m.

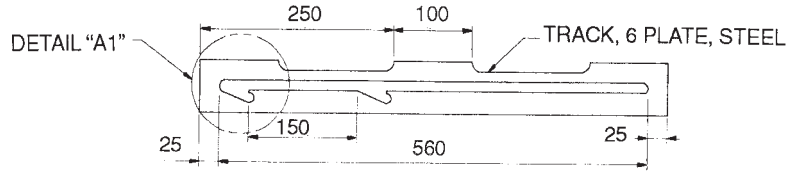
7.4 Gratings and covers shall be galvanized in accordance with Specification A 123/A 123M.

8. Keywords

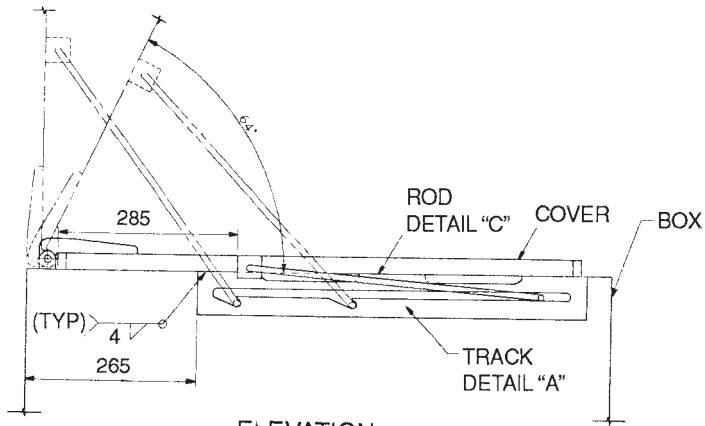
8.1 box; deck gear stowage boxes; locker; marine; marine stowage boxes; ship; stowage boxes



DETAIL "A1"



DETAIL "A"
TRACK



ELEVATION
FIG. 4 Cover Stay

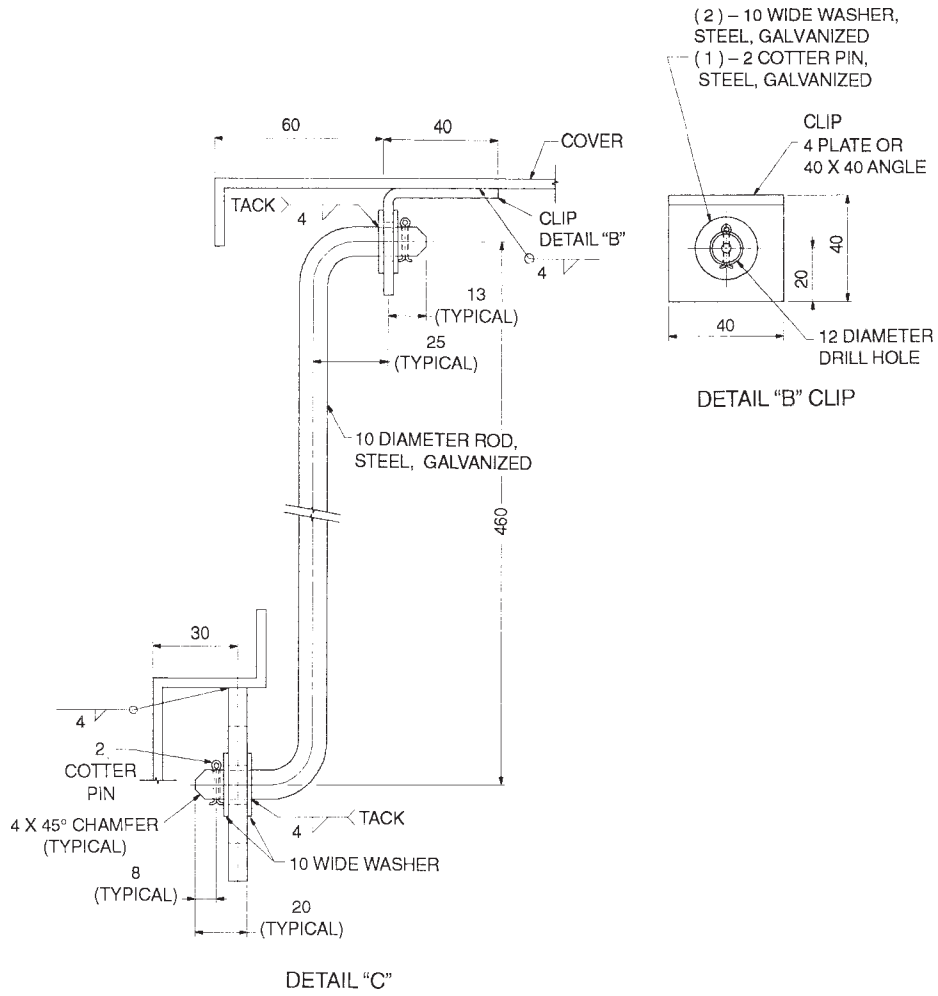


FIG. 5 Rod

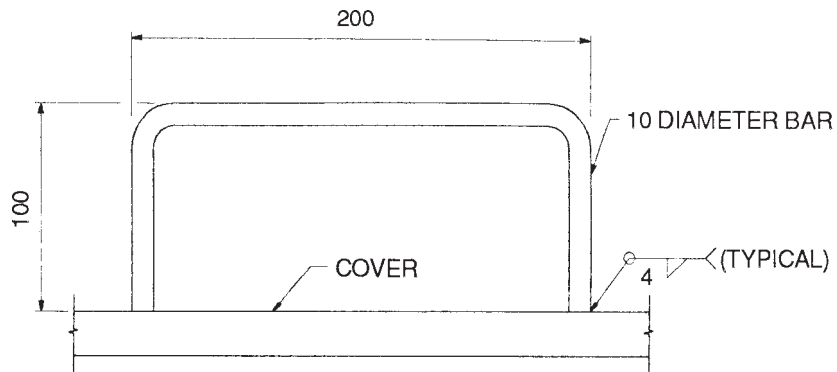
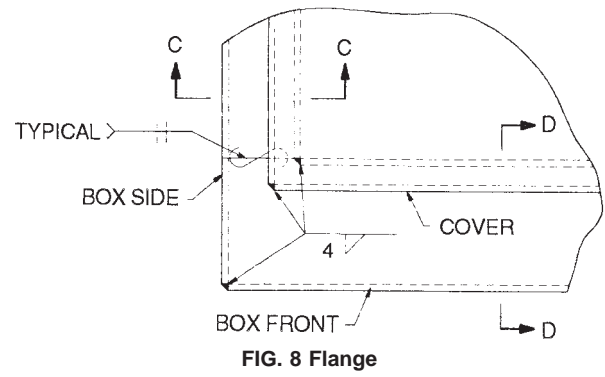
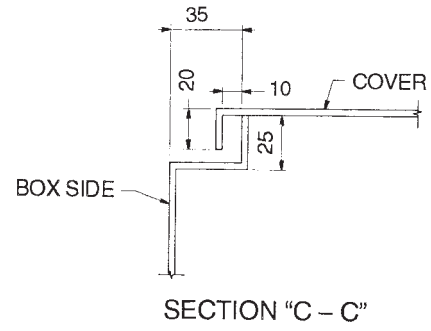
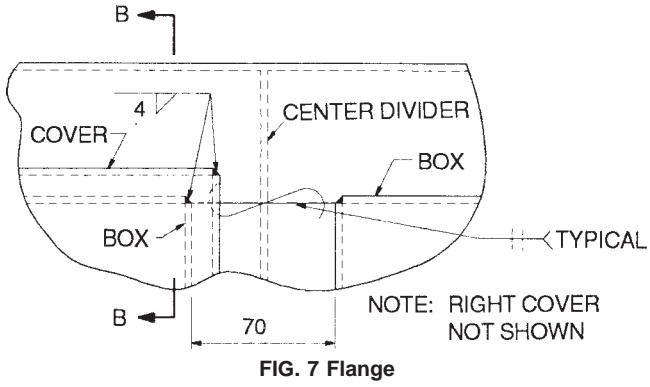
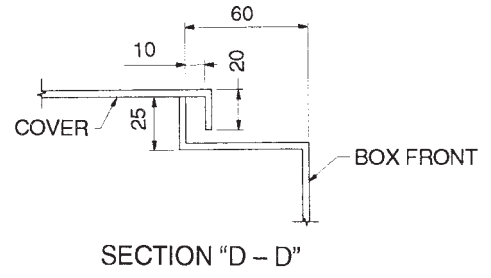
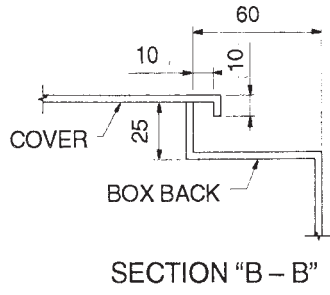
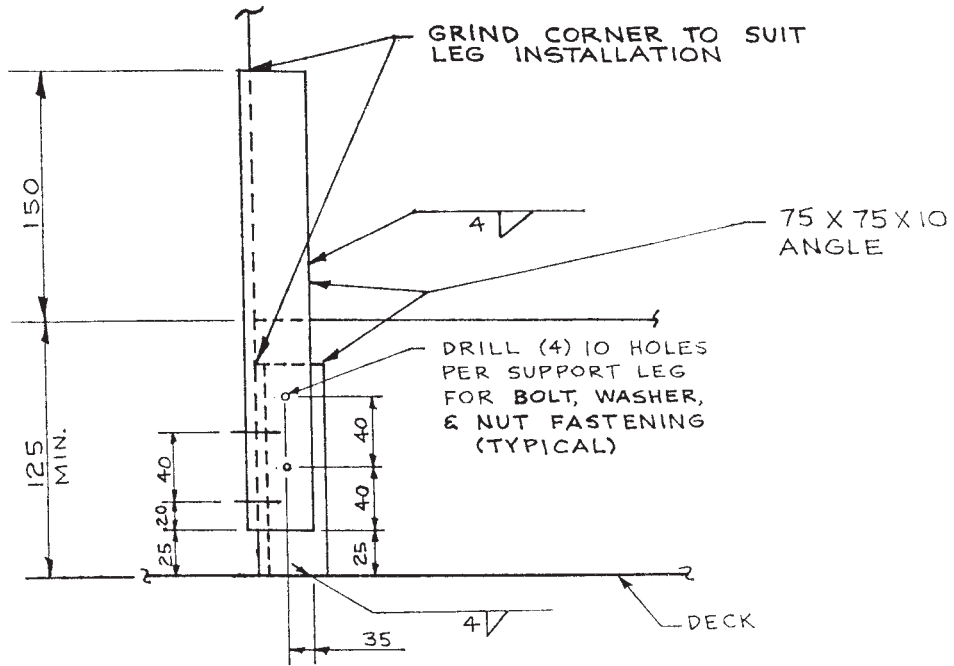
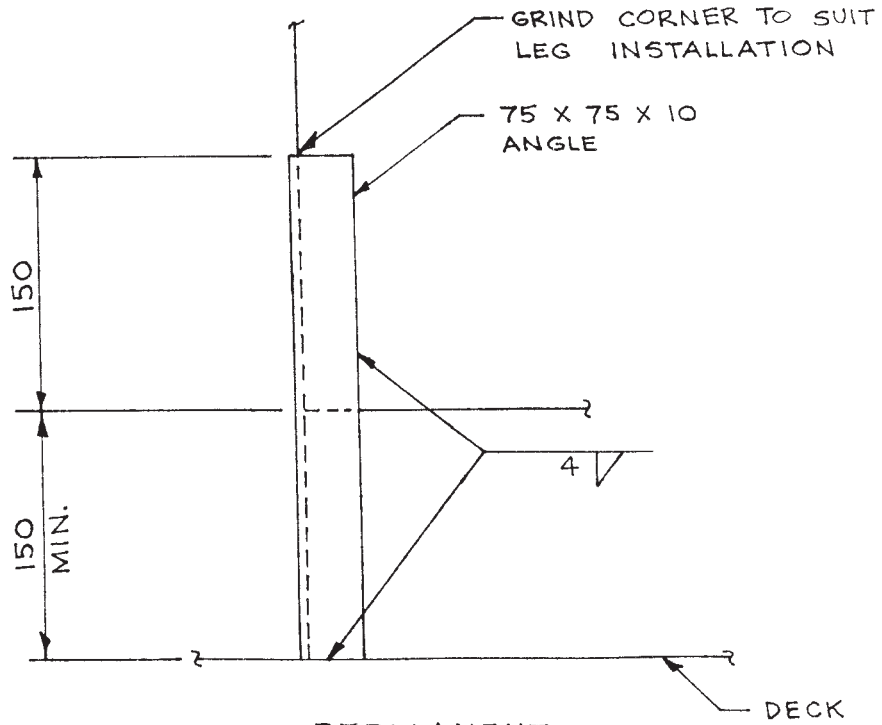


FIG. 6 Handle





REMOVABLE



PERMANENT

FIG. 9 Box Mounting

ASTM International takes no position respecting the validity of any patent rights asserted in connection with any item mentioned in this standard. Users of this standard are expressly advised that determination of the validity of any such patent rights, and the risk of infringement of such rights, are entirely their own responsibility.

This standard is subject to revision at any time by the responsible technical committee and must be reviewed every five years and if not revised, either reapproved or withdrawn. Your comments are invited either for revision of this standard or for additional standards and should be addressed to ASTM International Headquarters. Your comments will receive careful consideration at a meeting of the responsible technical committee, which you may attend. If you feel that your comments have not received a fair hearing you should make your views known to the ASTM Committee on Standards, at the address shown below.

This standard is copyrighted by ASTM International, 100 Barr Harbor Drive, PO Box C700, West Conshohocken, PA 19428-2959, United States. Individual reprints (single or multiple copies) of this standard may be obtained by contacting ASTM at the above address or at 610-832-9585 (phone), 610-832-9555 (fax), or service@astm.org (e-mail); or through the ASTM website (www.astm.org).