

Standard Terminology Relating to Body Dimensions for Apparel Sizing¹

This standard is issued under the fixed designation D 5219; the number immediately following the designation indicates the year of original adoption or, in the case of revision, the year of last revision. A number in parentheses indicates the year of last reapproval. A superscript epsilon (ϵ) indicates an editorial change since the last revision or reapproval.

1. Scope

1.1 This standard is a compilation of terminology related to the body dimensions for necessary apparel sizing.

1.2 For definitions of other textile terms, refer to Terminology D 123.

1.3 The terms are listed in alphabetical order regardless of whether they are horizontal or vertical measurements.

2. Referenced Documents

2.1 *ASTM Standards:*

D 123 Terminology Relating to Textile Materials²

2.2 *ISO Standards:*³

ISO 3635 Size Designation of Clothes, Definitions and Body Measurement Procedures

ISO 8559 Garment Construction and Anthropometric Surveys—Body Dimensions

3. Terminology

3.1 *Anatomy:*

acromion, *n*—that part of the shoulder blade located at the end of the spine, which articulates with the collarbone. (See also **shoulder joint**.) (See Fig. 2.)

ankle, *n*—the joint between the foot and the lower leg. (See Fig. 1.)

armpit, *n*—the hollow under the junction of the arm and the shoulder. (See Fig. 1.)

back-break point, *n*—the location on the back of the body where the arm separates from the body. (See Fig. 2.)

cervicale, *n*—the prominent point of the seventh or lowest neck vertebra at the back of the body.

DISCUSSION—The cervicale is identified by being more prominent when the head is bent forward; however, cervicale height measurements are made only when the head is erect. (See Fig. 2.)

crotch, *n*—the body area adjacent to the vertex of the included angle between the legs. (See Fig. 1.)

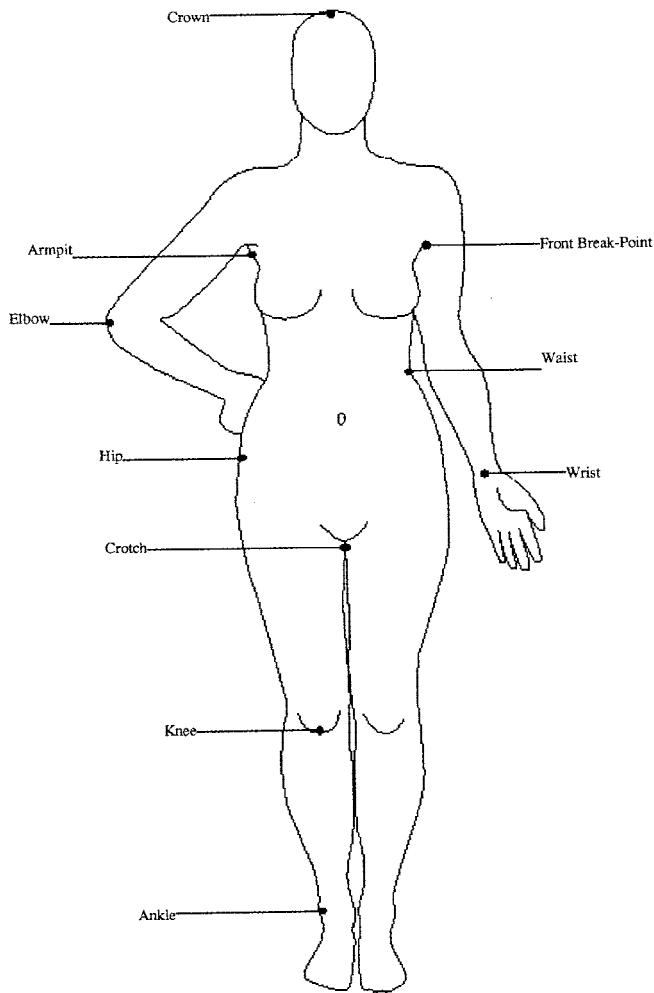


FIG. 1

crown, *n*—the top of the head. (See Fig. 1.)

elbow, *n*—the joint that articulates between the upper arm and the lower arm. (See Fig. 1.)

front-break point, *n*—the location on the front of the body where the arm separates from the body. (See Fig. 1.)

hip, *n*—the laterally projecting region formed by the lateral parts of the pelvis and the upper part of the femur together with the flesh covering them. (See Fig. 1.)

¹ This terminology is under the jurisdiction of ASTM Committee D13 on Textiles and is the direct responsibility of Subcommittee D13.55 on Body Measurement for Apparel Sizing.

Current edition approved Sept. 10, 2002. Published December 2002. Originally published as D 5219 – 92. Last previous edition D 5219 – 99.

² *Annual Book of ASTM Standards*, Vol 07.01.

³ Available from American National Standards Institute (ANSI), 25 W. 43rd St., 4th Floor, New York, NY 10036.

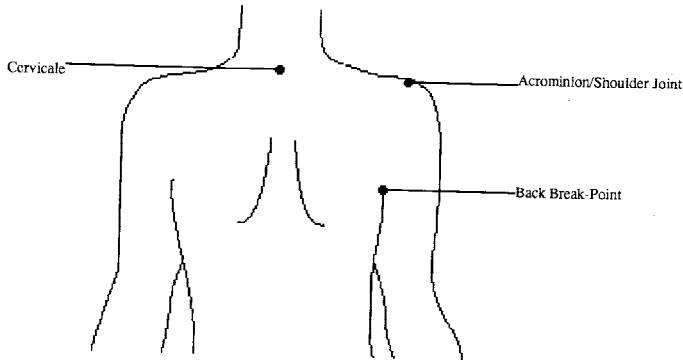


FIG. 2

knee, *n*—the joint between the lower and upper leg. (See Fig. 1.)

shoulder joint, *n*—the juncture of the collarbone and the shoulder blade.

DISCUSSION—The outer end of the collarbone or clavicle pivots against the acromion which in turn pivots against the humerus or upper arm bone in the arm. These bones form the shoulder girdle. (See also **acromion.**) (See Fig. 2.)

waist, *n*—the part of the body at the location between the lowest rib and hip identified by bending the body to the side. (See Fig. 1.)

wrist, *n*—the joint that articulates between the end of the lower arm and the hand. (See Fig. 1.)

3.2 Anthropometry:

body measurements, *n*—a standardized distance between two specified points on the human anatomy.

DISCUSSION—Body measurements generally are based on standardized values from statistical studies of large populations.

3.3 Body Measurements:

across back shoulder, *n*—the horizontal distance across the back from the top of one shoulder joint to the top of the other shoulder joint, taken with the arms down. (See Fig. 5.)

across front shoulder width, *n*—the horizontal distance across the front from the top of one shoulder joint to the top of the other shoulder joint, taken with the arms down. (See Fig. 3.)

ankle girth, *n*—the maximum horizontal circumference of the ankle, taken over the greatest prominence of the anklebones. (See Fig. 3.)

ankle height, *n*—the vertical distance from the prominence of

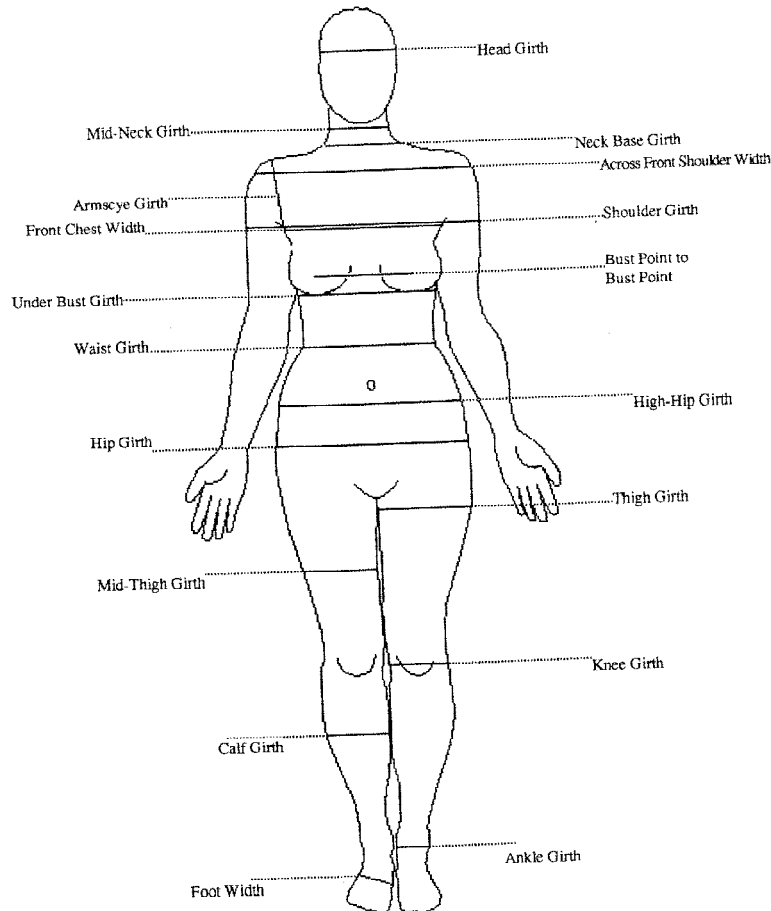


FIG. 3

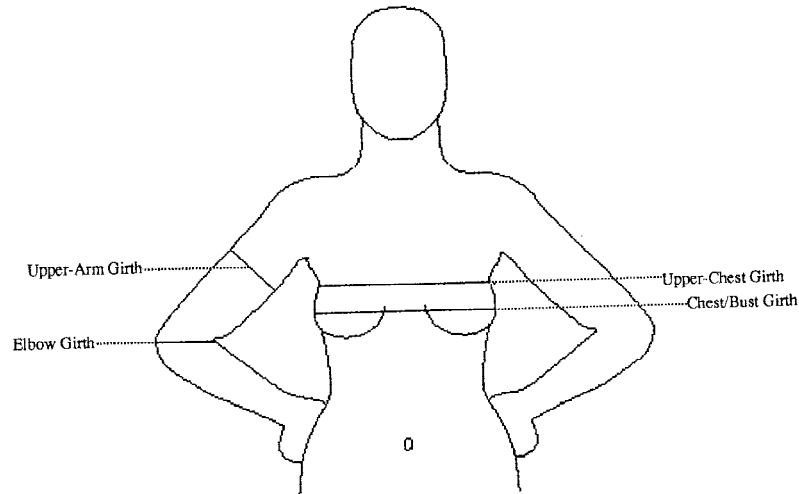


FIG. 4

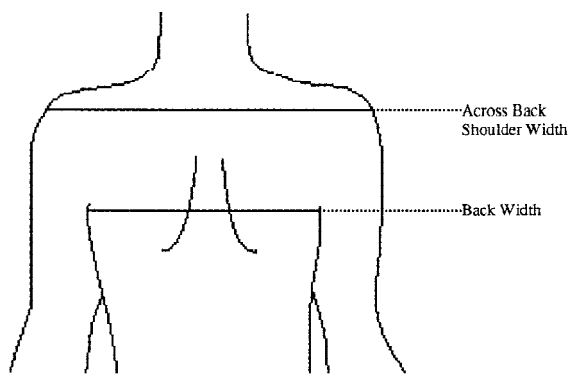


FIG. 5

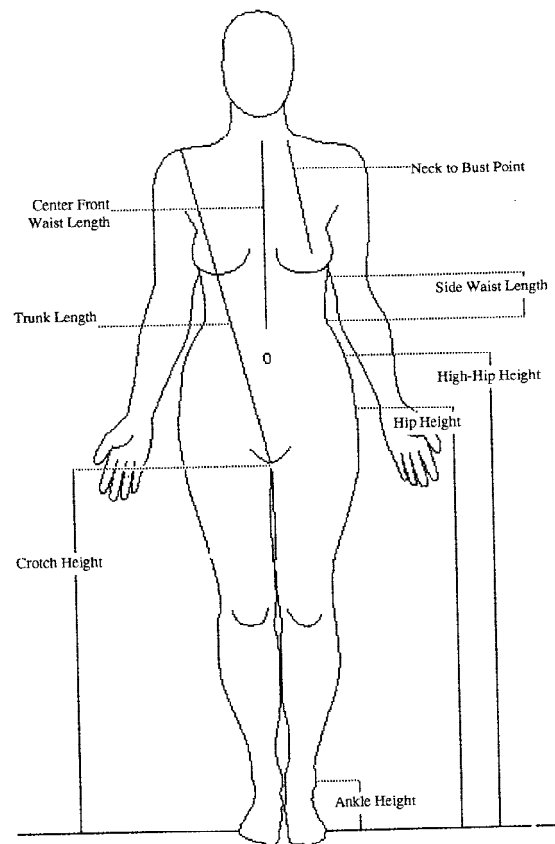


FIG. 6

the outer ankle bone to the floor, taken with subject standing and without shoes. (See Fig. 6.)

ankle height (infant special case), n—the straight distance from the prominence of the outer ankle bone to the soles of the feet, taken with subject lying down flat with legs extended and the foot positioned at 1.57 rad (90°) to the leg.

arm length, n—the distance from the top of the shoulder joint along the outside of the arm over the elbow to the prominent wrist bone, taken with the arm bent (1.57 rad or 90°) and the hand placed on the hip. (See Fig. 7.)

armsye girth, n—the circumference taken from the shoulder joint through the front break-point, the armpit, the back break-point and to the starting point, taken with the arms down. (See Fig. 3.)

back width, n—the horizontal distance across the back from back break-point to back break-point over the shoulder blades, taken with the arms down. (See Fig. 5.)

body weight, n—the weight as measured on a calibrated scale taken with the subject in undergarments.

bust point to bust point, n—the horizontal distance from bust apex to bust apex, taken with the arms down. (See Fig. 3.)

calf girth, n—the maximum horizontal circumference of the lower leg, taken between the knee and the ankle. (See Fig. 3.)

center back waist length, n—the distance from the cervicale to the center back waist level, taken along the spine (contour). (See Fig. 8.)

center front waist length, n—the distance from the center front neck base line to the center front waist level (contour). (See Fig. 6.)

cervicale height, n—the vertical distance from the cervicale to

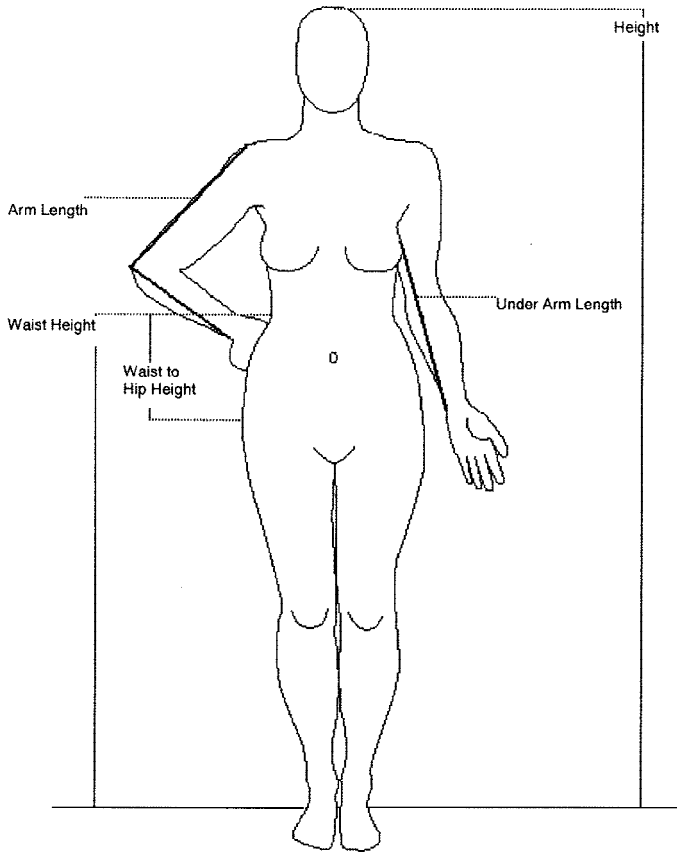


FIG. 7

the floor, taken with subject standing and without shoes. (See Fig. 8.)

cervicale height (infant special case), n—the straight distance from the cervicale to the soles of the feet, taken with subject lying down flat with legs extended and foot positioned at 1.57 rad (90°) to the leg.

cervicale to knee height, n—the vertical distance from the cervicale to a point level with the midpoint of the back of the knee (or crease). (See Fig. 8.)

cervicale to knee height (infant special case), n—the straight distance from the cervicale to a point level with the midpoint of the back of the knee (or crease), taken with subject lying down flat with legs extended.

cervicale to wrist length, n—the distance from the cervicale over the top of the shoulder joint, along the outside of the arm, over the elbow to the prominent wrist bone, taken with the arm bent 1.57 rad (90°) and the hand placed on the hip. (See Fig. 9.)

chest/bust girth, n—the horizontal circumference around the body, taken under the arms and across the fullest part of the chest/bust apex including the lower portion of the shoulder blades. (See Fig. 4.)

crotch height, n—the vertical distance from the midpoint of the crotch to the floor, taken with the subject standing and without shoes. (See Fig. 6.)

crotch height (infant special case), n—the straight distance

from the midpoint of the crotch to the soles of the feet, taken with subject lying down flat with legs extended and foot positioned at 1.57 rad (90°) to the leg.

crotch length (total), n—the distance from waist level at the center front, through the crotch and to the waist level at the center back, avoiding constriction at the crotch. (See Fig. 10.)

elbow girth, n—the maximum circumference of the elbow, taken over the outer prominence of the elbow bone with the arm bent 1.57 rad (90°). (See Fig. 4.)

foot length, n—the straight distance from the prominence of the back of the heel to the prominence of the longest toe, taken with the foot on a flat surface without shoes (use stable, flat ruler). (See Fig. 11.)

foot width, n—the straight distance from one side of the foot to the other side at the widest part, taken with the subject standing and without shoes (use stable, flat ruler). (See Fig. 3.)

front chest width, n—the horizontal distance across the chest from the front break-point, taken with the arms down. (See Fig. 3.)

hand girth, n—the maximum circumference of the hand around the knuckles excluding the thumb, taken with the fingers together. (See Fig. 12.)

hand length, n—the straight distance from the prominence of the longest finger to the inner wrist bone, taken across the palm of the hand with fingers together and palm flat (use a stable, flat ruler). (See Fig. 12.)

hand width, n—the maximum width across the palm of the hand excluding the thumb, taken with fingers together and palm flat (use a stable, flat ruler). (See Fig. 12.)

head and neck length, n—the distance from the crown of the head to the cervicale (contour), taken with the head erect and the neck unbent. (See Fig. 9.)

head and neck length (infant special case), n—the distance from the crown of the head to the cervicale (contour), taken with the head erect and the neck unbent, with subject lying down flat with legs extended.

head girth, n—the maximum horizontal circumference of the head above the ears. (See Fig. 3.)

height, n—the vertical distance from the crown of the head to the floor, taken with subject standing and without shoes. (See Fig. 7.)

height (infant special case), n—the straight distance from the top of the head to the soles of the feet, taken while subject is lying down flat with legs extended and foot positioned at 1.57 rad (90°) to the leg.

high-hip girth, n—the maximum horizontal circumference around the body, taken at high hip level approximately 7.5 cm (3 inches) below the waist level including the abdominal extension. (See Fig. 3.)

high-hip height, n—the distance from the high-hip girth level to the hip girth level along the side of the body (contour) then vertically to the floor, taken with the subject standing and without shoes. (See Fig. 6.)

hip girth, n—the maximum horizontal circumference around the body at hip height. (See Fig. 3.)

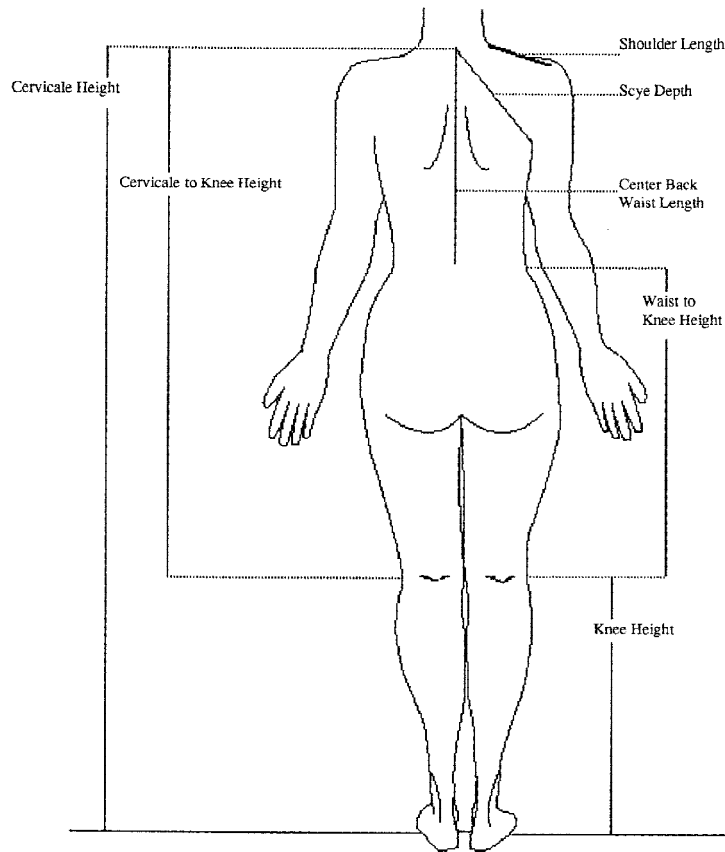


FIG. 8

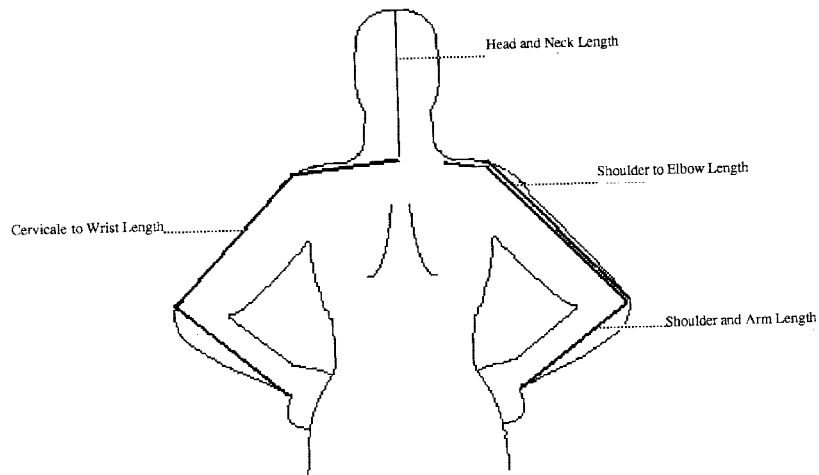


FIG. 9

hip height, *n*—the vertical distance from the hip girth level to the floor along the side of the body, taken with subject standing and without shoes. (See Fig. 6.)

hip height (infant special case), *n*—the straight distance from the hip girth level to the soles of the feet along the side of the body, taken with subject lying down flat with legs extended and foot positioned at 1.57 rad (90°) to the leg.

knee girth, *n*—the maximum horizontal circumference of the knee, taken over the kneecap with the leg straight. (See Fig. 3.)

knee height, *n*—the vertical distance from the midpoint of the back of the knee (or crease) to the floor, taken with subject standing and without shoes. (See Fig. 8.)

knee height (infant special case), *n*—the straight distance

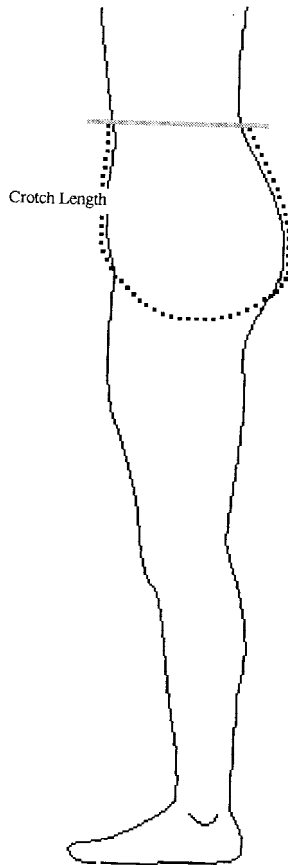


FIG. 10

from the midpoint (or crease) of the knee to the soles of the feet, taken with subject lying down flat with legs extended and the foot positioned at 1.57 rad (90°) to the leg.

mid-neck girth, n —the horizontal circumference of the neck, taken approximately 25 mm (1 inch) above the neck base level. (See Fig. 3.)

mid-thigh girth, n —the maximum horizontal circumference of the upper leg, taken midway between the hip girth level and the midpoint (or crease) of the knee. (See Fig. 3.)

neck base girth, n —the circumference of the neck, taken over the cervicale at the back and the top of the collarbone at the front. (See Fig. 3.)

neck to bust point, n —the distance from the side of the neck base to the bust apex (contour), taken with the arms down. (See Fig. 6.)

scye depth, n —the vertical distance from the cervicale to the back break-point level, taken with the arms down. (See Fig. 8.)

shoulder and arm length, n —the distance from the side of the neck base across the shoulder joint and along the outside of the arm over the elbow to the prominent wrist bone, taken with the arm bent 1.57 rad (90°) and the hand placed on the hip. (See Fig. 9.)

shoulder girth, n —the horizontal circumference around the shoulders, taken at the front break-point level with the arms down. (See Fig. 3.)

shoulder length, n —the distance from the side of the neck

base to the top of the shoulder joint, taken with the arm down. (See Fig. 8.)

shoulder slope, n —the degree of difference between the shoulder slant and the horizontal line that originates at the side neck base, taken with a goniometer positioned on the shoulder and moved until the baseline is parallel to the floor.

shoulder to elbow length, n —the distance from the top of the shoulder joint along the outside of the arm to the prominent point of the elbow, taken with the arm bent 1.57 rad (90°) and the hand placed on the hip. (See Fig. 9.)

side waist length, n —the distance from the mid-underarm point of the armscye to the waist level, taken along the side of the body (contour). (See Fig. 6.)

thigh girth, n —the maximum horizontal circumference of the upper leg, taken close to the crotch. (See Fig. 3.)

true rise, n —the vertical distance from the waist level at the side of the body to the flat surface, taken with subject sitting on hard, flat surface (crotch depth).

trunk length (total vertical), n —the circumference taken from a point on the right shoulder midway between the neck base and the shoulder joint, down the back through the crotch and up over the prominence of the right chest/bust apex to the starting point, avoiding constriction at the crotch. (See Fig. 6.)

underarm length, n —the distance from the mid-underarm point of the armscye to the inner wrist bone, taken with the arm down. (See Fig. 7.)

under-bust girth (missy special case), n —the horizontal circumference around the body under the arms and bust. (See Fig. 4.)

upper-arm girth, n —the maximum circumference of the arm, taken midway between the elbow and the shoulder joints with the arm bent 1.57 rad (90°). (See Fig. 4.)

upper-chest girth, n —the horizontal circumference around the body, taken under the arms and above the fullest part of the chest/bust including the lower portion of the shoulder blades. (See Fig. 4.)

waist girth, n —the minimum horizontal circumference around the body at waist height. (See Fig. 3.)

waist height, n —the distance from the waist level to the hip girth level along the side of the body (contour) then vertically to the floor, taken with subject standing and without shoes. (See Fig. 7.)

waist height (infant special case), n —the straight distance from the waist level to the soles of the feet along the side of the body, taken with subject lying down flat with legs extended and foot positioned at 1.57 rad (90°) to the leg.

waist to hip height, n —the distance from the waist level to the hip girth level, taken along the side of the body (contour). (See Fig. 7.)

waist to hip height (infant special case), n —the straight distance from the waist level to the hip girth level, taken along the side of the body with subject lying down flat with legs extended.

waist to knee height, n —the vertical distance from the waist level to a point level with the midpoint of the back of the knee (or crease), taken along the side of the body. (See Fig. 7.)

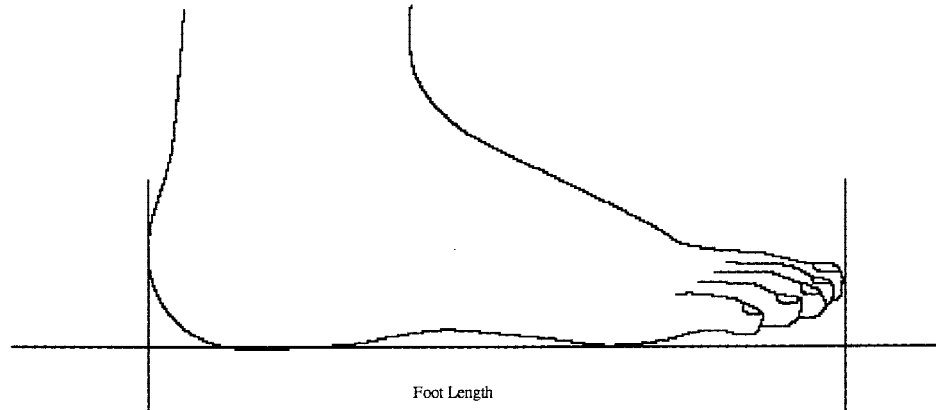


FIG. 11

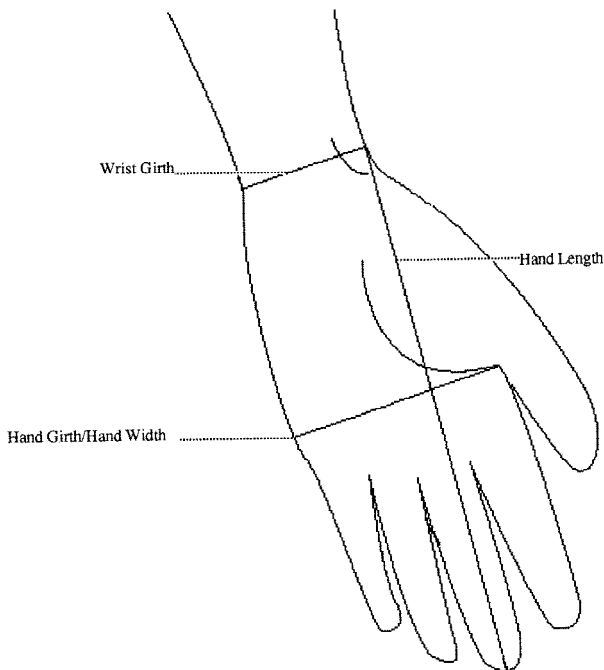


FIG. 12

waist to knee height (infant special case), n—the straight distance from the waist level to a point level with the midpoint of the back of the knee (or crease), taken along the side of the body with subject lying down flat with legs extended.

wrist girth, n—the maximum circumference of the wrist, taken over the inner and outer prominence of the wrist bones. (See Fig. 12.)

3.4 *Garment Construction:*

armhole, n—the area of a garment through which the arm passes or into which a sleeve is fitted.

DISCUSSION—The armhole is not necessarily the same shape or location as the armseye.

armseye, n—the opening in a garment for the attachment of a fitted sleeve.

DISCUSSION—Armseye is a tailor’s term for armhole. The opening follows a line passing over the shoulder joint, front- and back-break points and armpit area.

body dimension, n—a body measurement that can be used to build a sizing system or to select an appropriately sized garment.

sizing system, n—a method of designating garment sizes.

ASTM International takes no position respecting the validity of any patent rights asserted in connection with any item mentioned in this standard. Users of this standard are expressly advised that determination of the validity of any such patent rights, and the risk of infringement of such rights, are entirely their own responsibility.

This standard is subject to revision at any time by the responsible technical committee and must be reviewed every five years and if not revised, either reapproved or withdrawn. Your comments are invited either for revision of this standard or for additional standards and should be addressed to ASTM International Headquarters. Your comments will receive careful consideration at a meeting of the responsible technical committee, which you may attend. If you feel that your comments have not received a fair hearing you should make your views known to the ASTM Committee on Standards, at the address shown below.

This standard is copyrighted by ASTM International, 100 Barr Harbor Drive, PO Box C700, West Conshohocken, PA 19428-2959, United States. Individual reprints (single or multiple copies) of this standard may be obtained by contacting ASTM at the above address or at 610-832-9585 (phone), 610-832-9555 (fax), or service@astm.org (e-mail); or through the ASTM website (www.astm.org).