



Standard Practice for Marking Buildings During Disaster Search Operations¹

This standard is issued under the fixed designation F 1584; the number immediately following the designation indicates the year of original adoption or, in the case of revision, the year of last revision. A number in parentheses indicates the year of last reapproval. A superscript epsilon (ϵ) indicates an editorial change since the last revision or reapproval.

1. Scope

1.1 This practice covers the methodology for marking buildings that have been searched during disaster responses.

1.2 *This standard does not purport to address all of the safety concerns, if any, associated with its use. It is the responsibility of the user of this standard to establish appropriate safety and health practices and determine the applicability of regulatory limitations prior to use.*

2. Terminology

2.1 There are no terms in this standard that require new or other than dictionary definitions.

3. Significance and Use

3.1 Searching vacant or collapsed structures, or both, is an important part of emergency disaster response. A uniform marking system easily identifies, from the outside of structures, the number and status of any subjects found, hazards and the time of the search. The use of this methodology will reduce duplicate searches and wasted rescue efforts.

3.2 This methodology is also used at each interior space or room searched.

4. Procedure

4.1 Use contrasting color spray paint, crayon or other indelible, easily applied media on the exterior of the structure and each interior space to be searched. The size of the marking should be as large as is practical given the media used, the area available and the viewing distance. For example, the "X" on the interior would be 2' \times 2' in size.

4.2 If the main access to the structure or interior space is not usable due to damage, this system shall be used as close as possible to the best available access. Directional markings shall be applied to the building as shown to indicate the best available access route.

Distinct markings will be made inside the four quadrants of the X to clearly denote the search status and findings at the time of this search. The following illustrations define the search marks:

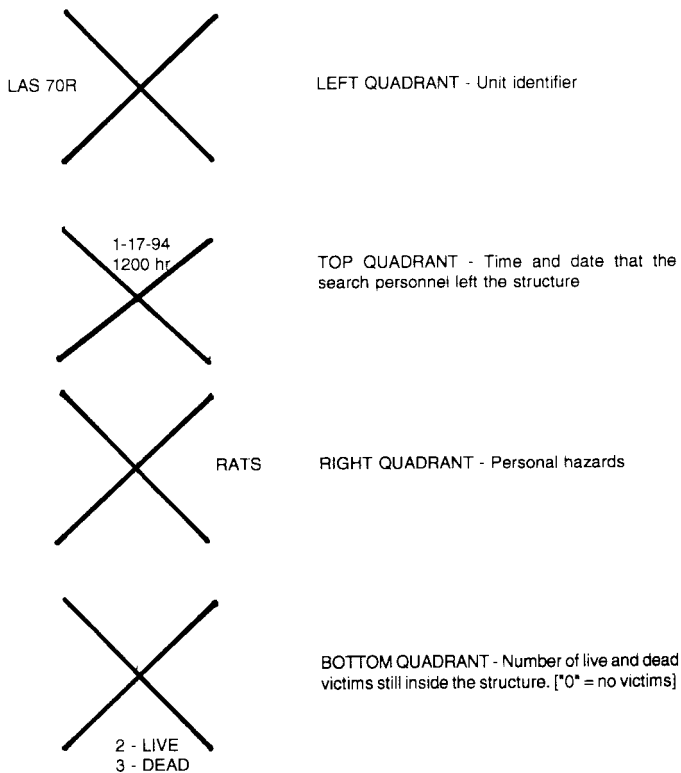
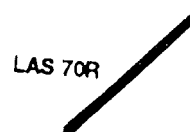


FIG. 1 Search Markings

4.3 Use symbols shown in Figs. 1 and 2.

4.4 Single slash drawn upon entry to a structure or area indicates search operations are currently in progress and by which unit. See following:



¹ This practice is under the jurisdiction of ASTM Committee F32 on Search and Rescue and is the direct responsibility of Subcommittee F32.02 on Management and Operations.

Current edition approved Feb. 15, 1995. Published April 1995.

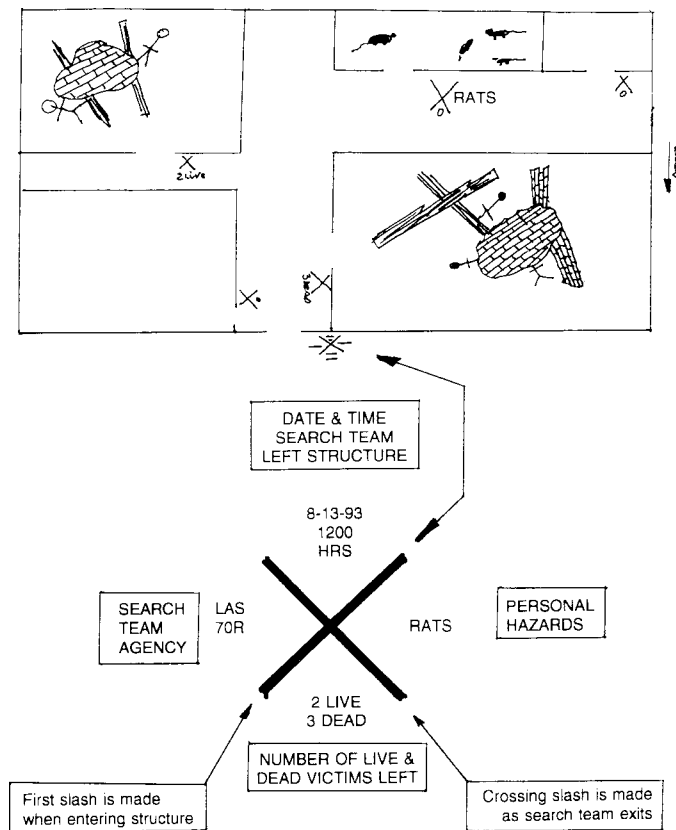


FIG. 2 Search Markings in Use

4.5 Crossing slash drawn upon exit of search personnel from the structure or area. After exiting the structure also add the appropriate subject, time and hazard information. See following:

The American Society for Testing and Materials takes no position respecting the validity of any patent rights asserted in connection with any item mentioned in this standard. Users of this standard are expressly advised that determination of the validity of any such patent rights, and the risk of infringement of such rights, are entirely their own responsibility.

This standard is subject to revision at any time by the responsible technical committee and must be reviewed every five years and if not revised, either reapproved or withdrawn. Your comments are invited either for revision of this standard or for additional standards and should be addressed to ASTM Headquarters. Your comments will receive careful consideration at a meeting of the responsible technical committee, which you may attend. If you feel that your comments have not received a fair hearing you should make your views known to the ASTM Committee on Standards, at the address shown below.

This standard is copyrighted by ASTM, 100 Barr Harbor Drive, PO Box C700, West Conshohocken, PA 19428-2959, United States. Individual reprints (single or multiple copies) of this standard may be obtained by contacting ASTM at the above address or at 610-832-9585 (phone), 610-832-9555 (fax), or service@astm.org (e-mail); or through the ASTM website (www.astm.org).