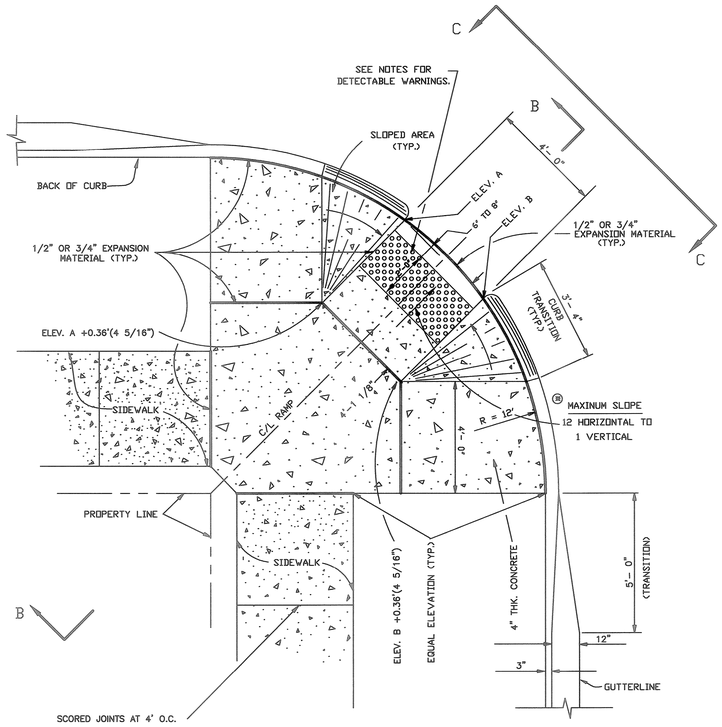

PLAN OF TYPICAL SIDEWALK WITH CURB RAMP FOR THE HANDICAPPED

(CORNER RADIUS = 12FT.)
N.T.S.

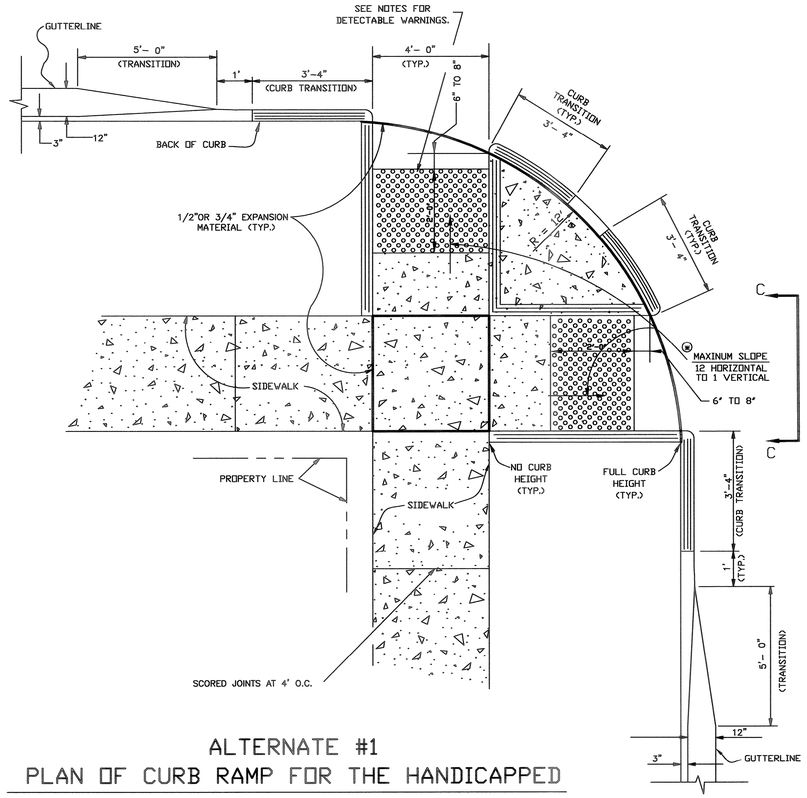

ALTERNATE #1
PLAN OF CURB RAMP FOR THE HANDICAPPED

(WITH APPROVAL OF THE DEPT. OF ENGINEERING)
(CORNER RADIUS = 12FT.)
N.T.S.

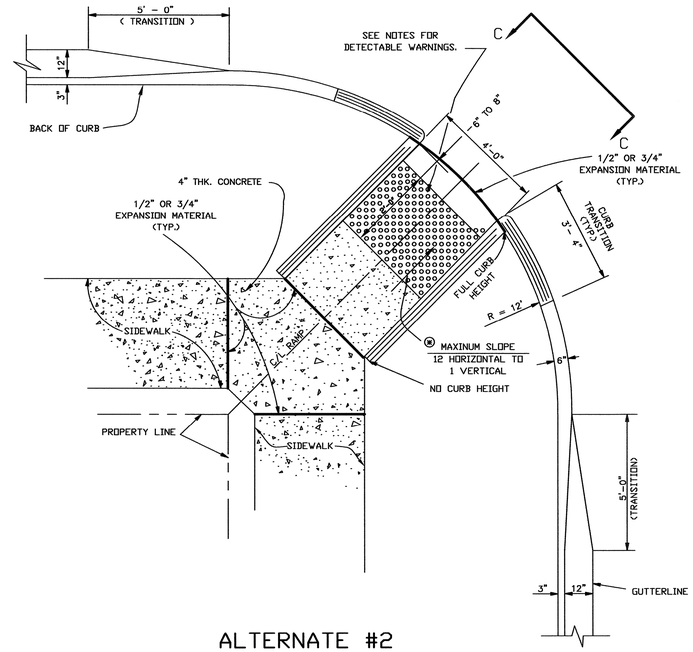

ALTERNATE #2
PLAN OF CURB RAMP FOR THE HANDICAPPED

(WITH APPROVAL OF THE DEPT. OF ENGINEERING)
(CORNER RADIUS = 12FT.)
N.T.S.

(*) SLOPE CANNOT BE STEEPER THAN 1" IN 12"

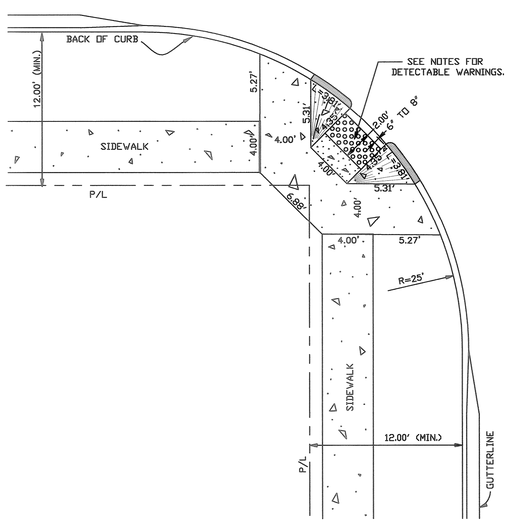

RAMP FOR THE HANDICAPPED

(CORNER RADIUS 25FT.)
N.T.S.

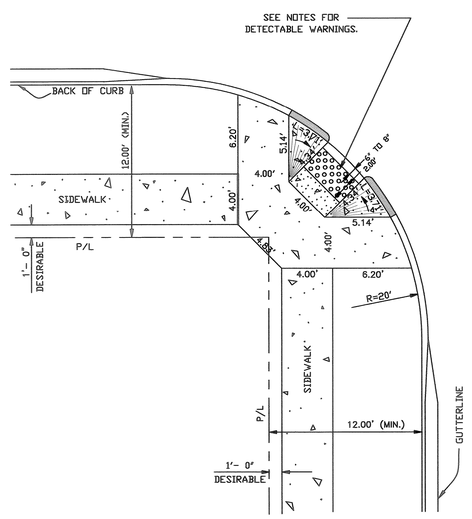

RAMP FOR THE HANDICAPPED

(CORNER RADIUS 20FT.)
N.T.S.

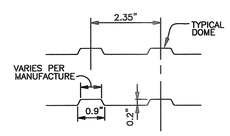

SECTION THRU TRUNCATED DOMES

(ADAAG 4.29.2 DETECTABLE WARNINGS ON WALKING SURFACES)
N.T.S.

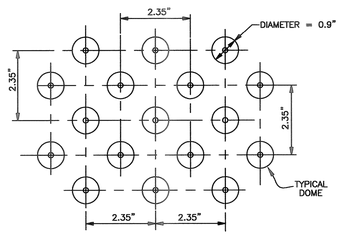

PARTIAL PLAN OF TRUNCATED DOMES

(ADAAG 4.29.2 DETECTABLE WARNINGS ON WALKING SURFACES)
N.T.S.

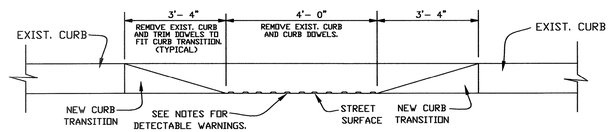

VIEW "C - C"

N.T.S.

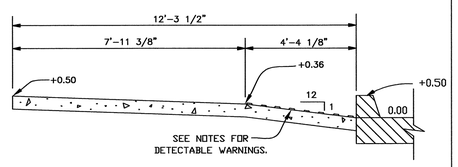

SECTION "B - B"

N.T.S.

NOTES:

1. DETECTABLE WARNINGS SHALL CONSIST OF TRUNCATED DOMES WITH A NOMINAL DIAMETER OF 0.9 INCH(23mm), A NOMINAL HEIGHT OF 0.2 INCH(5mm) AND A NOMINAL CENTER-TO-CENTER SPACING OF 2.35 INCH(60MM) AND SHALL CONTRAST VISUALLY WITH ADJOINING SURFACES.
2. THE MATERIAL USED TO PROVIDE CONTRAST SHALL BE AN INTEGRAL PART OF THE WALKING SURFACE. DETECTABLE WARNINGS USED ON INTERIOR SURFACES SHALL DIFFER FROM ADJOINING WALKING SURFACES IN RESILIENCY OR SOUND-ON-CANE CONTACT.
3. DETECTABLE WARNINGS ON CURB RAMPS SHALL BE CREATED EITHER BY THE INSTALLATION OF MASONRY UNIT PAVERS OR TILES HAVING DIMENSIONS AND A CONFIGURATION OF THE TRUNCATED DOME DETAILS SEEN HEREON OR BY STAMPING THE NEWLY PLACED CONCRETE SURFACE OF THE RAMP WITH THE TRUNCATED DOME PATTERN BEFORE CURING.
4. DETECTABLE WARNINGS SHALL COVER THE FULL DEPTH AND WIDTH OF THE MAIN SURFACE OF THE RAMP. ANY RAMP HAVING FLARED SIDES WILL NOT BE REQUIRED TO HAVE THESE DETECTABLE WARNINGS ON THE FLARES.
5. THE LIMITS OF THE MAIN SURFACE OF THE RAMP ON WHICH THE DETECTABLE WARNINGS ARE PLACED SHALL HAVE A REDDISH COLOR SIMILAR TO THAT OF "TERRA COTTA" TILE. IN THE EVENT THAT PAVERS OR TILES ARE TO BE USED, THE COLOR MUST BE CHOSEN BY THE CONTRACTOR AND APPROVED BY JEFFERSON PARISH DEPARTMENT OF ENGINEERING BEFORE INSTALLATION. IF THE CONTRACTOR DESIRES TO USE THE STAMPING OR IMPRINTING METHOD IN LIEU OF USING PAVERS OR TILES, THE COLOR OF THE DYE OR HARDENER CHOSEN MUST MEET THE APPROVAL OF THE DEPARTMENT OF ENGINEERING.

JEFFERSON PARISH
DEPARTMENT OF ENGINEERING

DRAWING TITLE: CURB RAMP FOR THE HANDICAPPED

DRAWN BY:	D.J.D.	DATE	3/29/94	REVISED	H.J.W.	DATE	07/26/02
REVISED	H.J.W.	DATE	05/14/05	REVISED	H.J.W.	DATE	01/07/05
REVISED	H.J.W.	DATE	06/04/02	DWF TO ACAD-LT	P.D.	DATE	03/04/04
XREF:	AUTOCAD LT.2004			WD#	HAND.DWG		
FILE NUMBER	2925C						