

**THE SIXTH BAPTIST CHURCH
RENOVATION AND ADDITION**
928 FELICITY STREET
NEW ORLEANS, LOUISIANA 70130

**GENERAL LIGHTING
NOTES**

1. ALL WORK SHALL COMPLY WITH APPLICABLE NATIONAL, STATE, AND LOCAL CODES, RULES, REGULATIONS, AND REQUIREMENTS OF THE SERVICE UTILITY COMPANY.
2. REFER TO ARCHITECTURAL DRAWINGS FOR EXACT LOCATION AND MOUNTING INSTRUCTIONS FOR ALL LIGHT FIXTURES. NOTIFY THE ARCHITECT AND ENGINEER OF ANY DISCREPANCIES BETWEEN THESE PLANS AND THE ARCHITECTURAL PLANS RELATING TO QUANTITY, TYPE AND LOCATION OF DEVICES AND/OR FIXTURES.
3. WHEN SPECIFIC LIGHT FIXTURE HAS BEEN SPECIFIED IN THE FIXTURE SCHEDULE, ELECTRICAL SHALL PROVIDE COMPLETE ASSEMBLY INCLUSIVE ALL PARTS AND HARDWARE TO INSURE PROPER FUNCTIONING FIXTURE.
4. ALL CONDUCTORS SHALL BE #12 AWG UNLESS NOTED OTHERWISE.
5. ALL 120V RUNS LONGER THAN 60 FEET SHALL BE #10 AWG AND 277V RUNS LONGER THAN 150 FEET SHALL BE #10 AWG UNLESS NOTED OTHERWISE.
6. ALL CONDUCTORS SHALL BE COPPER.
7. WHERE CONDUCTOR SIZES ARE NOTED ON DRAWINGS, THAT WIRE SIZE SHALL BE THROUGH THE ENTIRE RUN UNLESS OTHERWISE NOTED.
8. MOUNTED LIGHT SWITCHES 48" AFF UNLESS NOTED OTHERWISE ON ARCHITECTURAL DRAWINGS.
9. ALL GANGED SWITCHES SHALL HAVE A COMMON SEAMLESS FACEPLATE. EACH MULTI-GANGED BOX SHALL BE NO MORE THAN SIX (6) SWITCHES WIDE. WHERE MORE THAN SIX (6) SWITCHES ARE SHOWN AT ONE (1) LOCATION, ADDITIONAL MULTI-GANGED BOXES SHALL BE STACKED VERTICALLY AND THE WIDTH OF THE MULTI-GANGS SHALL BE AS EVEN AS POSSIBLE.
10. EACH DIMMER SWITCH SHALL HAVE A WATTING RATING 25% HIGHER THAN THE TOTAL WATTAGE OF ALL LIGHTS TO BE CONTROLLED BY THE DIMMER. DIMMER SIZES 600, 1000, 1500, AND 2000 WATTS, LUTRON NOVA T-STAR. WHERE SWITCHES ARE GANGED WITH DIMMERS, THE SWITCHES SHALL ALSO BE LUTRON NOVA T-STAR. FLUORESCENT AND LOW VOLTAGE DIMMERS HAL LBE LUTRON NOVA T-STAR.
11. WHERE FLUORESCENT FIXTURES ARE SHOWN TO BE DIMMED, THE FIXTURES SHALL HAVE DIMMING TYPE BALLASTS WHICH ARE COMPATIBLE WITH THE SPECIFIED DIMMERS.
12. WHERE LED FIXTURES/LAMPS ARE SHOWN TO BE DIMMED, THE DIMMER SHALL BE COMPATIBLE WITH THE FIXTURE/LAMP SPECIFIED OR PROVIDED.
13. ALL EMERGENCY LIGHT FIXTURES SHALL HAVE 90 MINUTE BATTERY BACKUP WITH INTEGRAL TEST BUTTON AND SHALL BURN CONTINUOUSLY.
14. ALL FLUORESCENT FIXTURES THAT UTILIZE DOUBLE-ENDED LAMPS AND CONTAIN BALLASTS SHALL BE PROVIDED WITH A DISCONNECTING MEANS IN ACCORDANCE WITH NEC 410.136.

DRAWN DIAGRAMMATICALLY FOR CLARITY. FIELD VERIFY PLACEMENT OF ALL EQUIPMENT PRIOR TO FABRICATION.


ISSUE	
DATE	FOR
--/--2023	CONSTRUCTION DOC-100%

PROJECT NO: 22201
DATE: _____
BY: _____
CHECKED: _____

PROGRESS PRINT
NOT FOR CONSTRUCTION

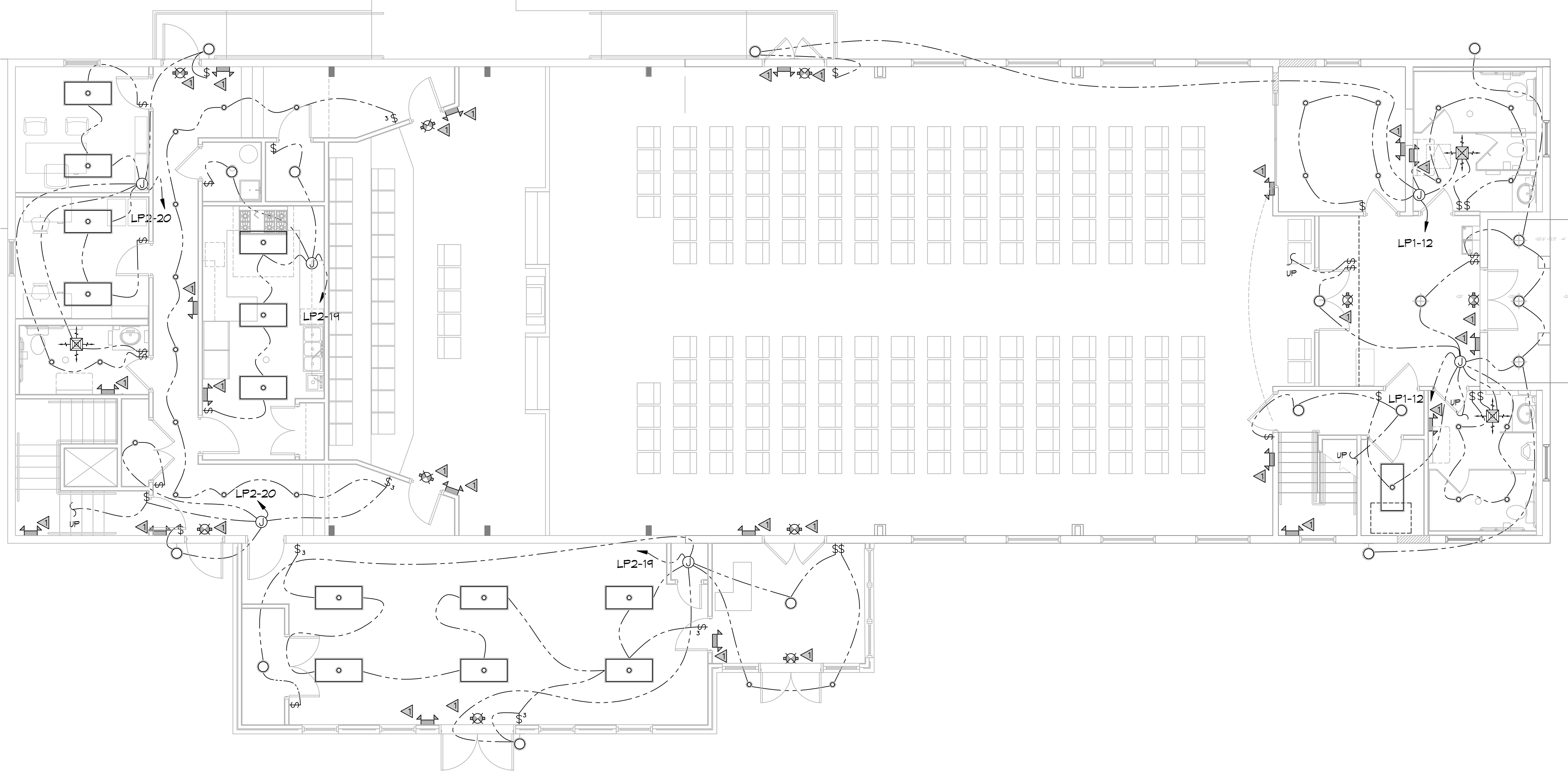
FULL RELEASE
THIS DRAWING IS FULLY RELEASED BY THE ARCHITECT FOR CONSTRUCTION OF THIS PROJECT ONLY

NOT TO BE COPIED OR REPRODUCED WITHOUT EXPRESSED WRITTEN CONSENT OF HEWITT-WASHINGTON & ASSOCIATES



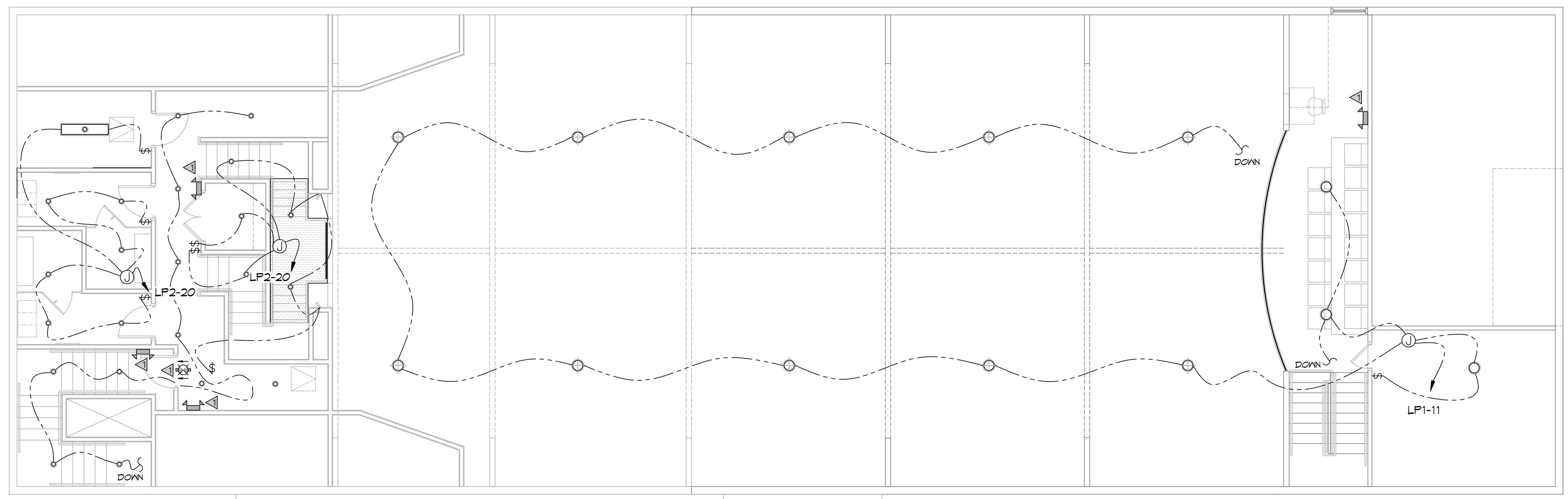
SHEET TITLE
**POWER PLAN-
FIRST & SECOND FLOOR**

SHEET NO.



28 LIGHTING PLAN
SCALE: 3/16"=1'-0"

FIRST FLOOR



29 LIGHTING PLAN
SCALE: 3/16"=1'-0"

SECOND FLOOR