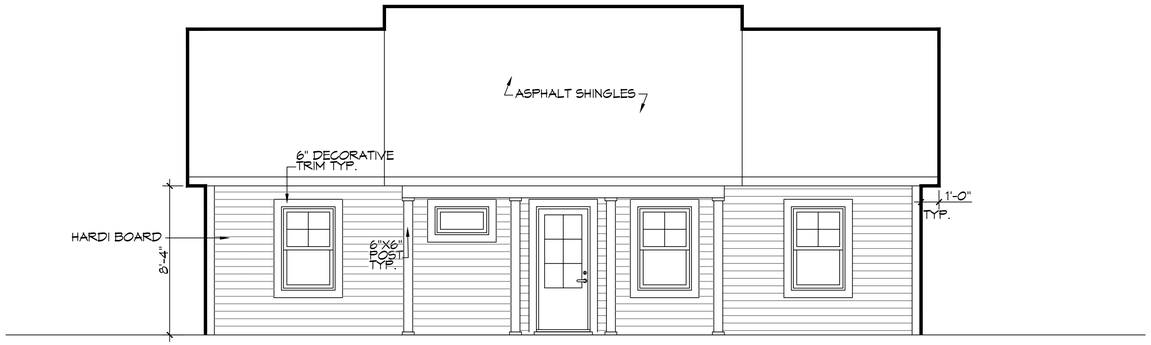

2 FRONT ELEVATION PLAN
SCALE: 1/4" = 1'-0"

3 LEFT ELEVATION PLAN
SCALE: 1/4" = 1'-0"

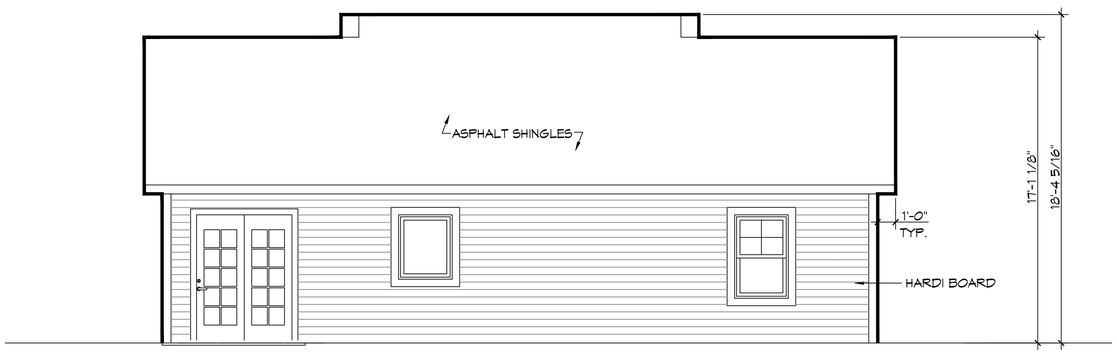

4 REAR ELEVATION PLAN
SCALE: 1/4" = 1'-0"

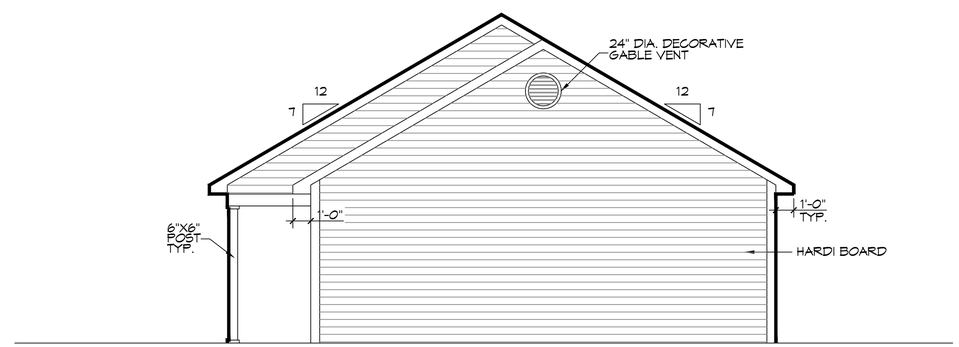

5 RIGHT ELEVATION PLAN
SCALE: 1/4" = 1'-0"

DAMMON ENGINEERING, INC.
LOUISIANA & MISSISSIPPI
www.dammonengineering.com
info@dammonengineering.com
PH: 985.649.5832
Chief Engineer: Brian Mistich, PE
5547 Highway 190 Service Road
Slidell, LA 70458

#	DESCRIPTION	DATE

REVISIONS

SEAL:

FIRST PENTECOSTAL CHURCH
308 ROBERT BLVD
SLIDELL, LA 70458

JOB No:	
DATE:	02-19-2025
DRAWN BY:	SCA
CHECKED BY:	CACD

All documents, designs, plans, specifications, reports, and other instruments of service, including any electronic versions thereof, shall remain the property of Dammon Engineering, and shall not be used for any purpose other than the specific project for which they were prepared and delivered, and shall not be used on other projects, for which, they have been prepared and delivered, without written consent of Dammon Engineering. Any reproduction or distribution of these documents or any portion thereof without written consent of Dammon Engineering is prohibited.

SHEET TITLE:
EXTERIOR ELEVATION PLAN

DRAWING NUMBER:
A102

SHEET No: 2 of 2

FILE NAME: J:\>:\DAMMON\Old Pentecostal Church Site Report\Current Drawings\A102 - Elevation Plan.dwg PLOT DATE & TIME: Tuesday, February 18, 2025 11:54:13 AM