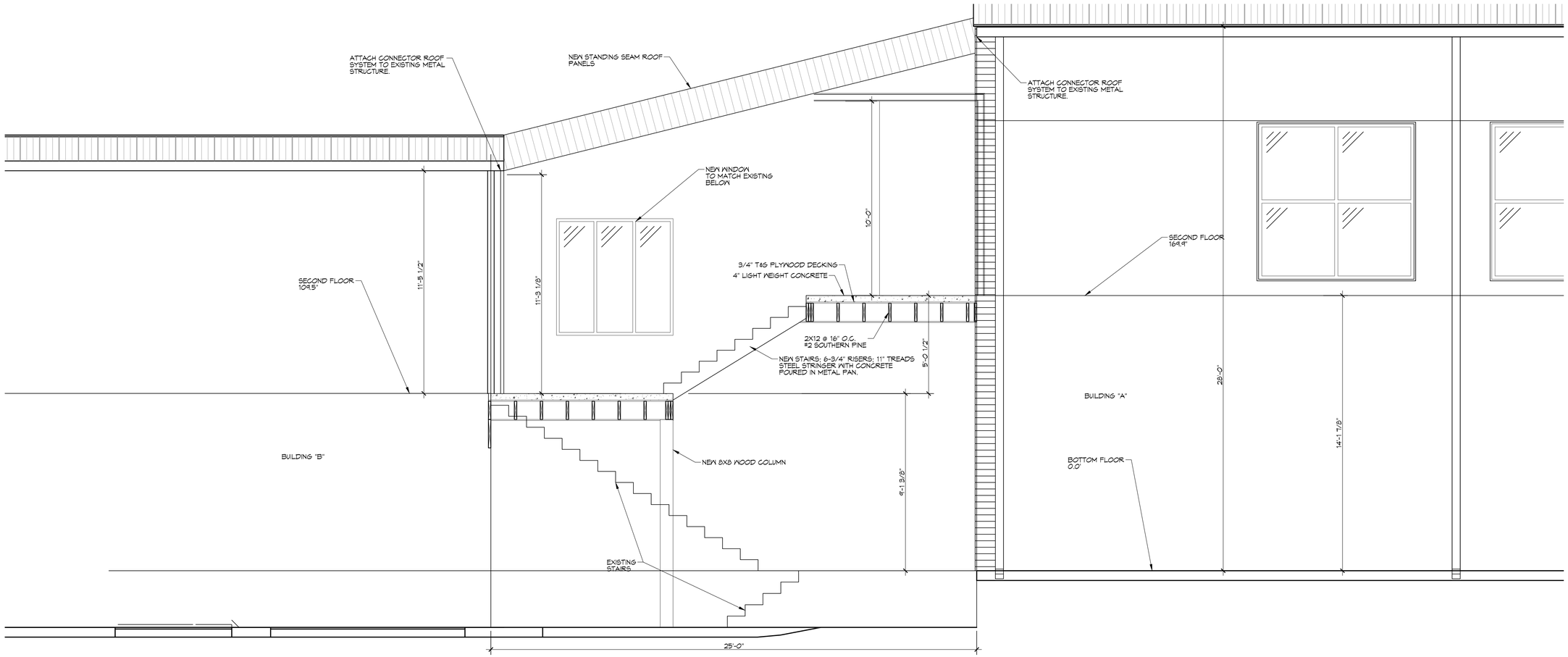

B ELEVATION OF CONNECTOR BLDG A - B
SCALE: 3/8"=1'-0"

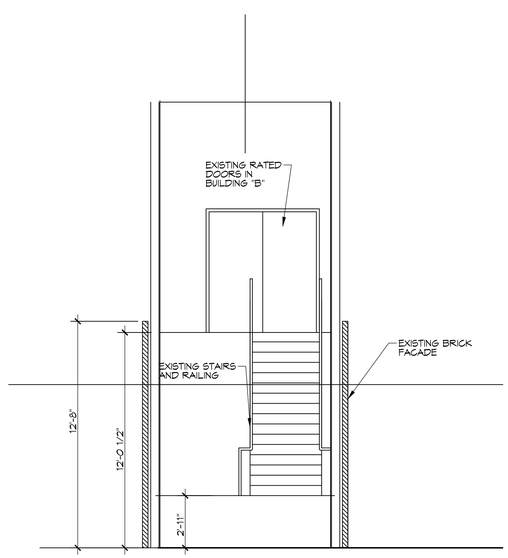

A SECTION
SCALE: 1/4" =1'-0"

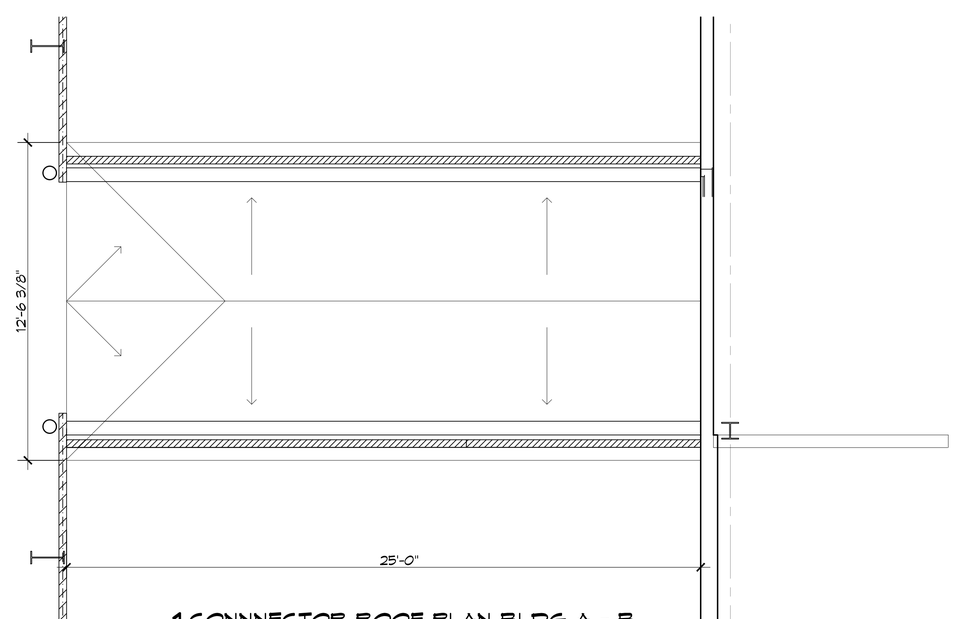

1 CONNNECTOR ROOF PLAN BLDG A - B
SCALE: 1/4" =1'-0"

DAMMON ENGINEERING, INC
LOUISIANA & MISSISSIPPI
www.dammonengineering.com
info@dammonengineering.com
PH: 985.649.3832
Chief Engineer: Brian Mistich, PE
554 Old Spanish Trail
Slidell, LA 70458

REVISIONS

#	DESCRIPTION	DATE

SEAL:

STAIR ADDITION
CROSSGATES ATHLETIC CLUB
200 NORTH MILITARY ROAD
SLIDELL, LA.

JOB No:	23-21
DATE:	10-27-17
DRAWN BY:	JTL
CHECKED BY:	CKD

The dimensions, details and specifications shown on this drawing are representative only and are subject to change without notice or liability. Dammon Engineering, Inc. assumes no responsibility for any work or products other than that specifically described in its contract for this project. The contractor is responsible for all dimensions and conditions on the job, and must report any differences between the conditions shown on this drawing and those found on the job site to the Dammon Engineering, Inc. Failure to do so will void Dammon Engineering, Inc.'s responsibility for the work affected by such conditions.

SHEET TITLE:
BLDG A - B CONNECTOR ELEVATIONS AND ROOF PLAN

DRAWING NUMBER:
A102

SHEET No: 8 of 8